



US00D921970S

(12) **United States Design Patent**
Dunn

(10) **Patent No.:** **US D921,970 S**
(45) **Date of Patent:** **** Jun. 8, 2021**

(54) **WATER PIPE**

(71) Applicant: **John Dunn**, Havana, FL (US)

(72) Inventor: **John Dunn**, Havana, FL (US)

(**) Term: **15 Years**

(21) Appl. No.: **29/701,253**

(22) Filed: **Aug. 9, 2019**

(51) **LOC (13) Cl.** **27-02**

(52) **U.S. Cl.**
USPC **D27/162**

(58) **Field of Classification Search**
USPC D27/162, 100, 103, 163, 164, 167-170,
D27/194; D11/154, 157; D23/360
CPC A24F 1/30; A24F 1/02; A24F 1/00; A24F
47/008; A24F 47/002
See application file for complete search history.

(56) **References Cited**

U.S. PATENT DOCUMENTS

4,031,905	A *	6/1977	Dunn	A24F 1/30 131/173
4,216,785	A *	8/1980	Erickson	A24F 1/30 131/173
D258,013	S *	1/1981	Murphy	D27/162
D368,324	S *	3/1996	Heine	D27/162
D387,476	S *	12/1997	Chambers	D27/162
RE36,523	E *	1/2000	Newman	A24F 1/30 D27/162
D558,919	S *	1/2008	Kassir	D27/162
D662,654	S *	6/2012	Trudnowski	D27/167
D806,084	S *	12/2017	Nelson	D14/447
D825,843	S *	8/2018	Hoch	D27/163
D828,623	S *	9/2018	Fornarelli	D27/194
D832,502	S *	10/2018	Durand	D27/162
D838,410	S *	1/2019	Reimann	D27/162
D844,227	S *	3/2019	Hoch	D27/162
D846,187	S *	4/2019	Hoch	D27/162

D854,740	S *	7/2019	Opp	D27/162
D863,671	S *	10/2019	Reimann	D27/162
2007/0034219	A1 *	2/2007	Affinito	A24F 1/30 131/329
2012/0012723	A1 *	1/2012	Mansfield	A24F 1/30 248/230.8
2013/0104738	A1 *	5/2013	Goldstein	B01D 46/10 95/214
2014/0326256	A1 *	11/2014	McKay	A24F 1/30 131/173
2017/0055579	A1 *	3/2017	Kuna	A24F 47/008
2017/0056607	A1 *	3/2017	Jones	A24D 3/08
2018/0220701	A1 *	8/2018	Risolia	A24F 1/02

OTHER PUBLICATIONS

Bong by: PureSativa found on line Feb. 28, 2020 <https://www.puresativa.com/roor-bongs-ice-master-7mm-green>.*

* cited by examiner

Primary Examiner — Marissa J Cash

Assistant Examiner — Rebecca Tsehaye

(74) *Attorney, Agent, or Firm* — Adrienne Love

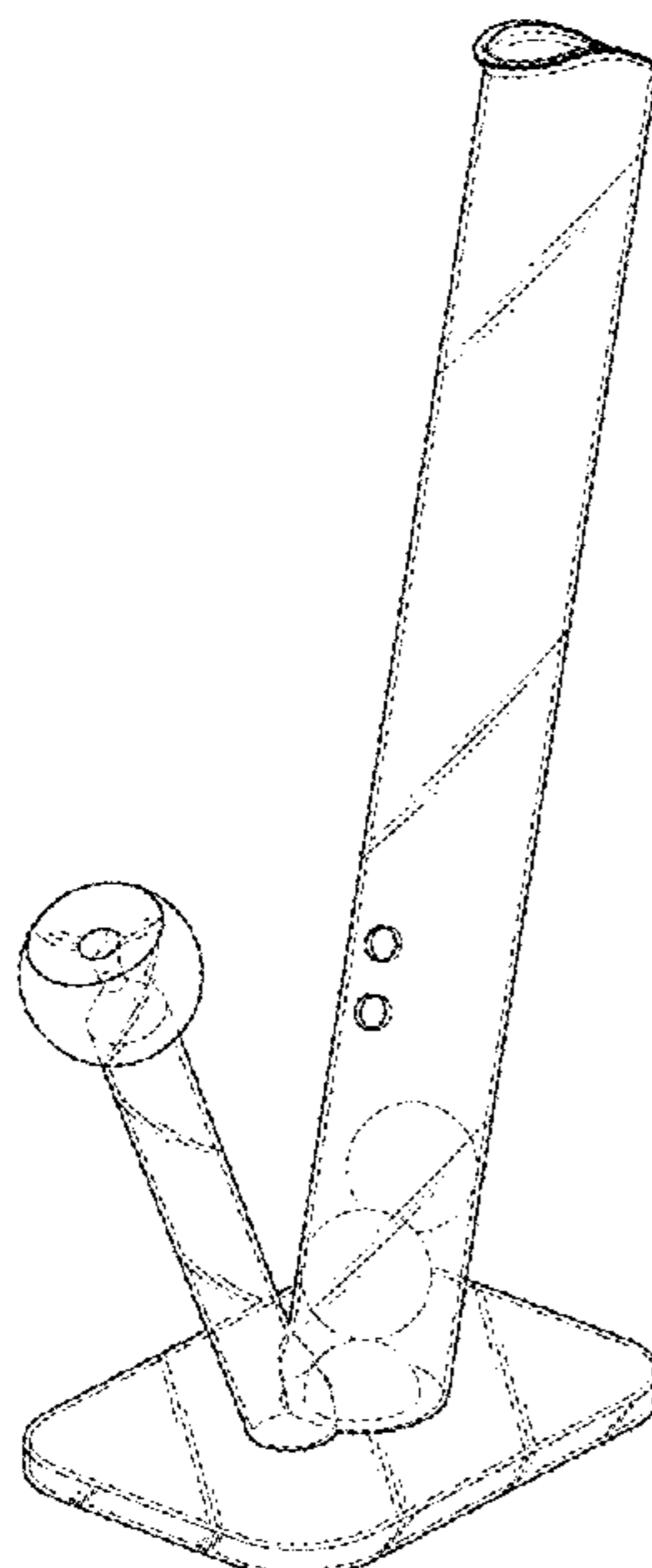
(57) **CLAIM**

The ornamental design for a “water pipe”, as shown and described.

DESCRIPTION

FIG. 1 is a perspective view of the water pipe, showing my design;
FIG. 2 is a front elevation view of FIG. 1;
FIG. 3 is a rear elevation view of FIG. 1;
FIG. 4 is a right side elevation view of FIG. 1;
FIG. 5 is a left side elevation view of FIG. 1;
FIG. 6 is a top plan view of FIG. 1; and,
FIG. 7 is a bottom plan view of FIG. 1.

1 Claim, 7 Drawing Sheets



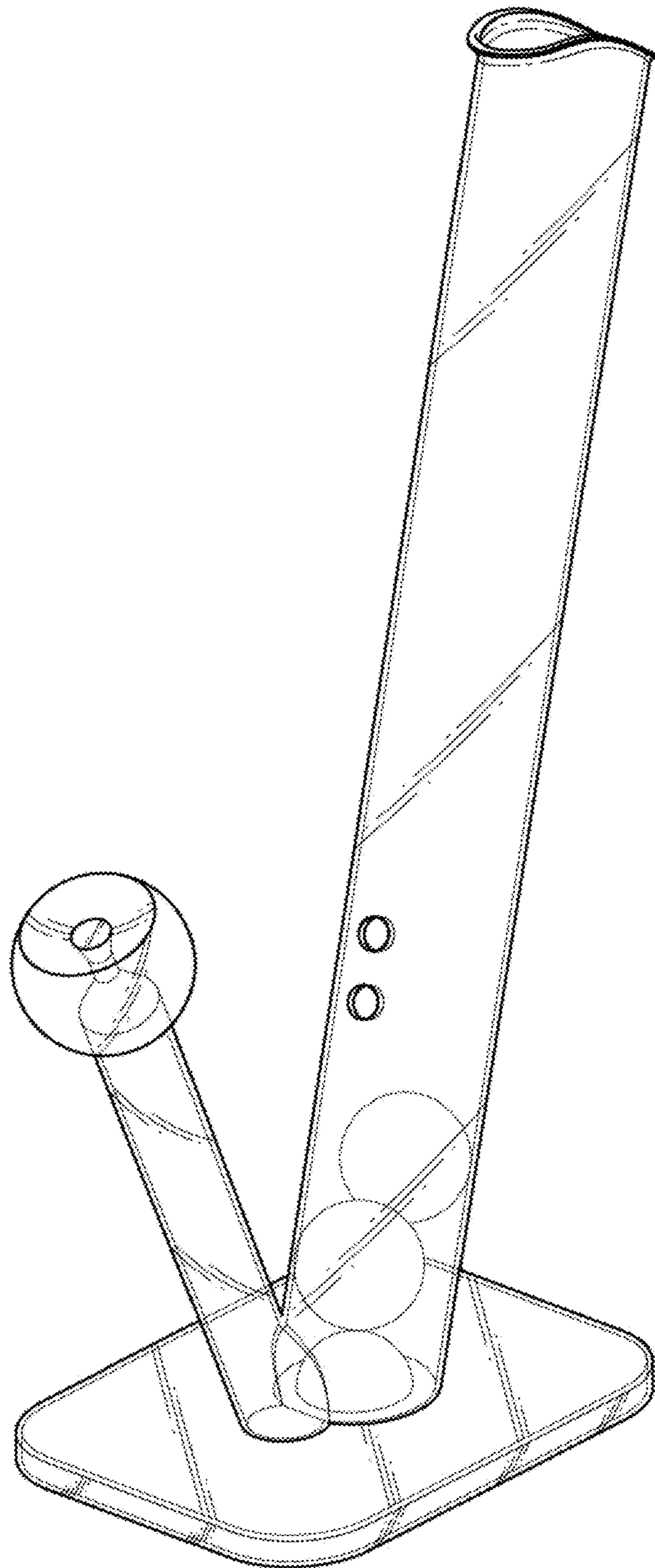


FIG. 1

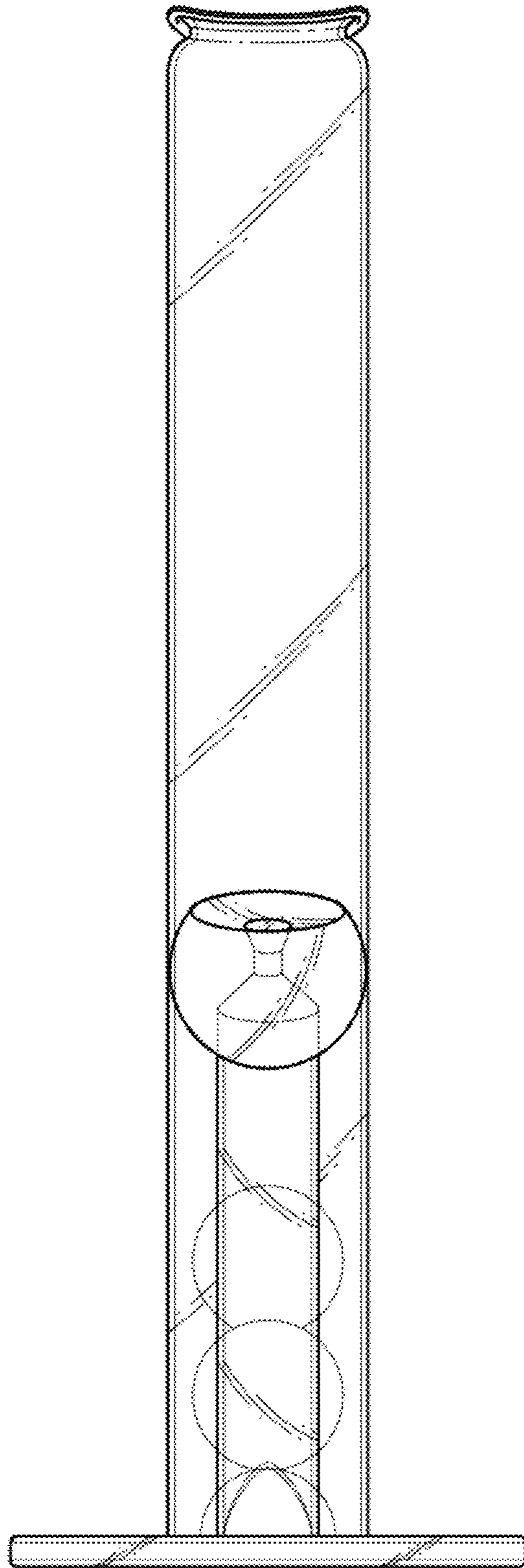


FIG. 2

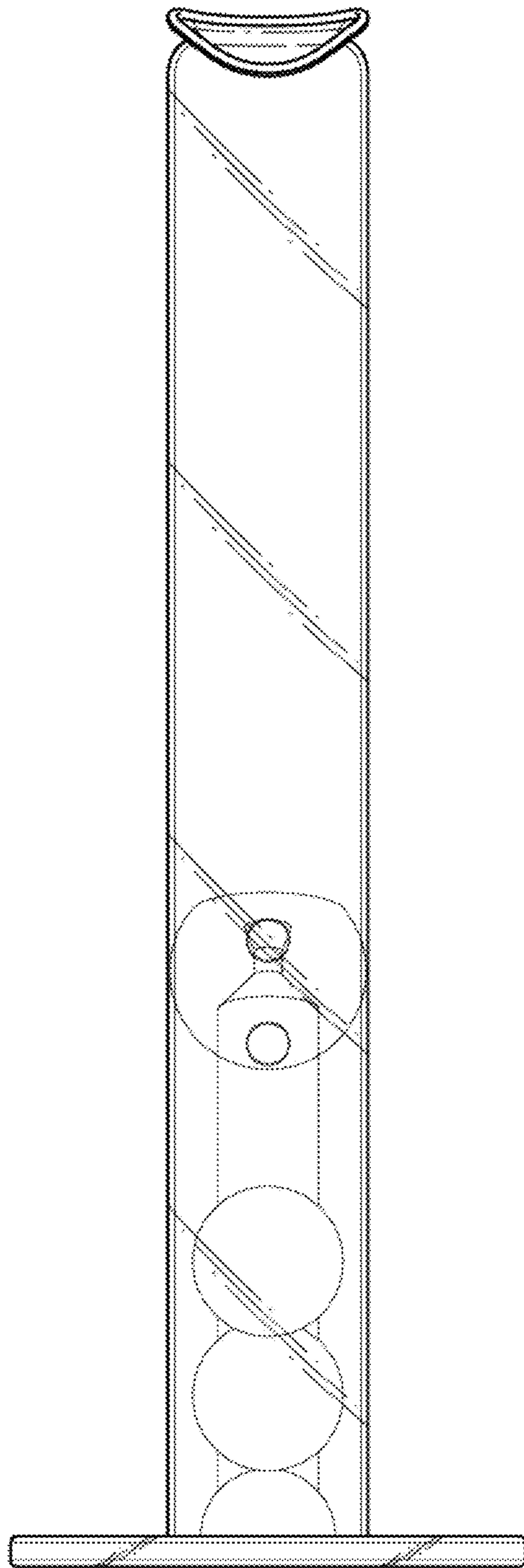


FIG. 3

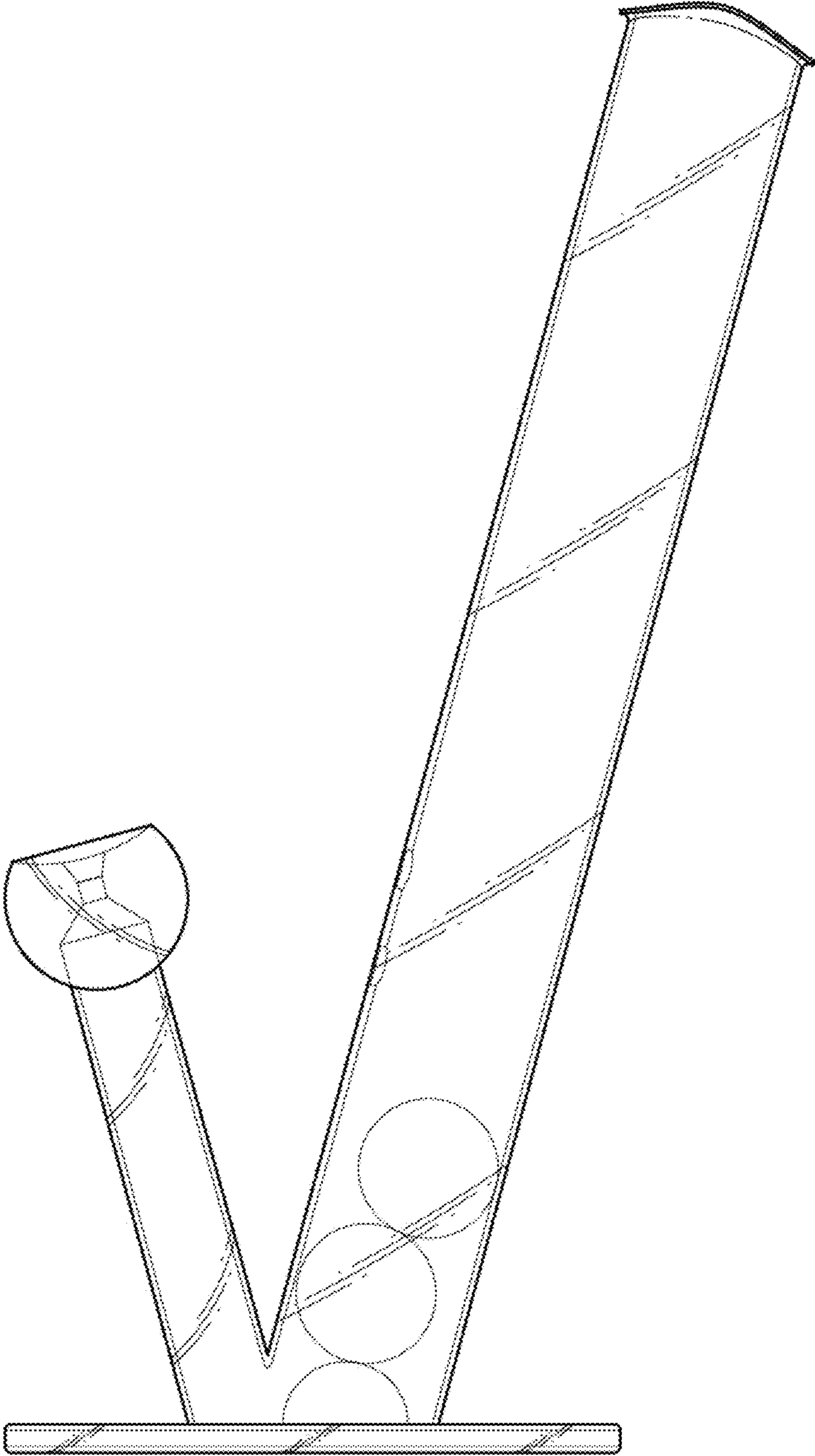


FIG. 4

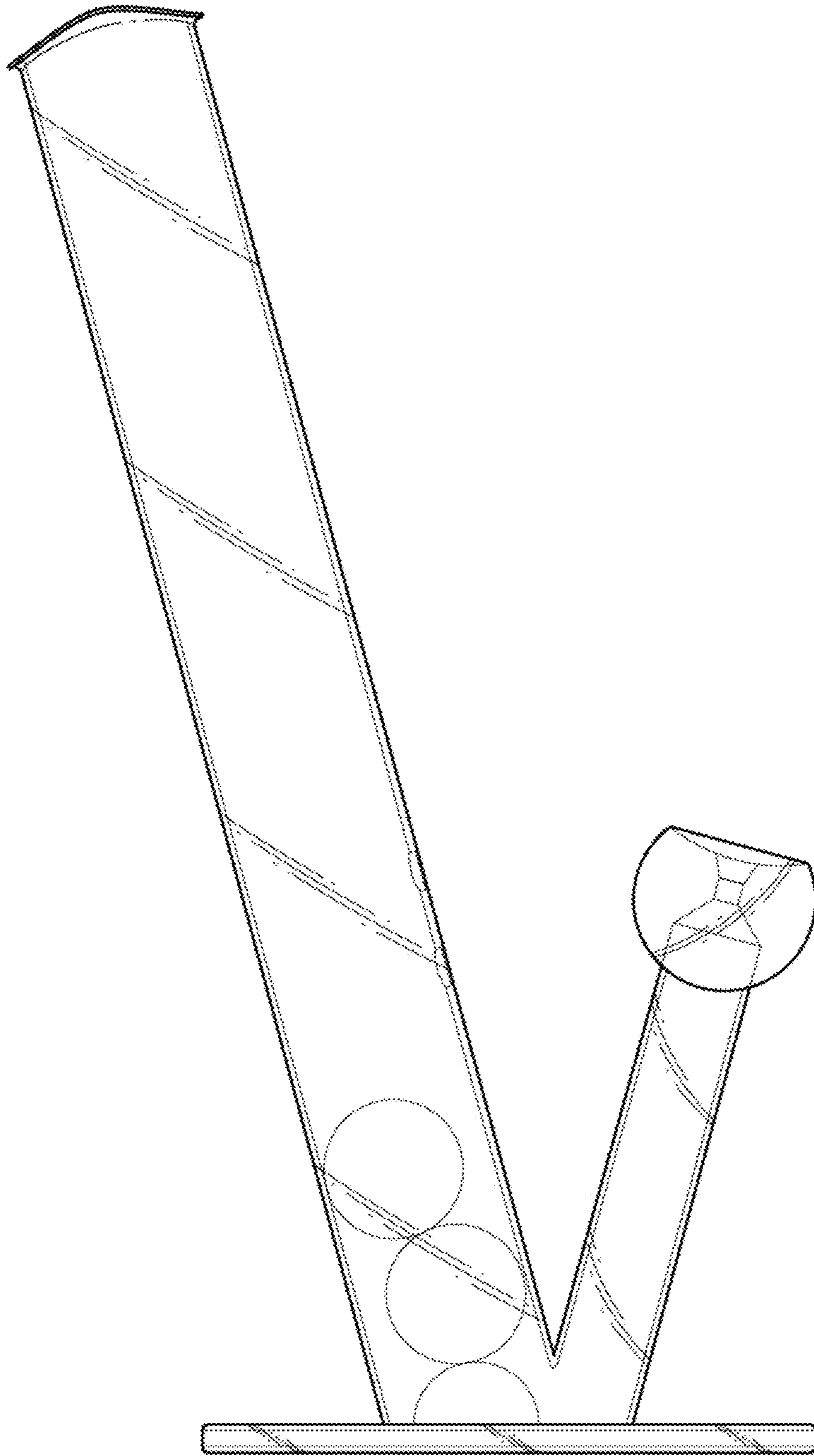


FIG. 5

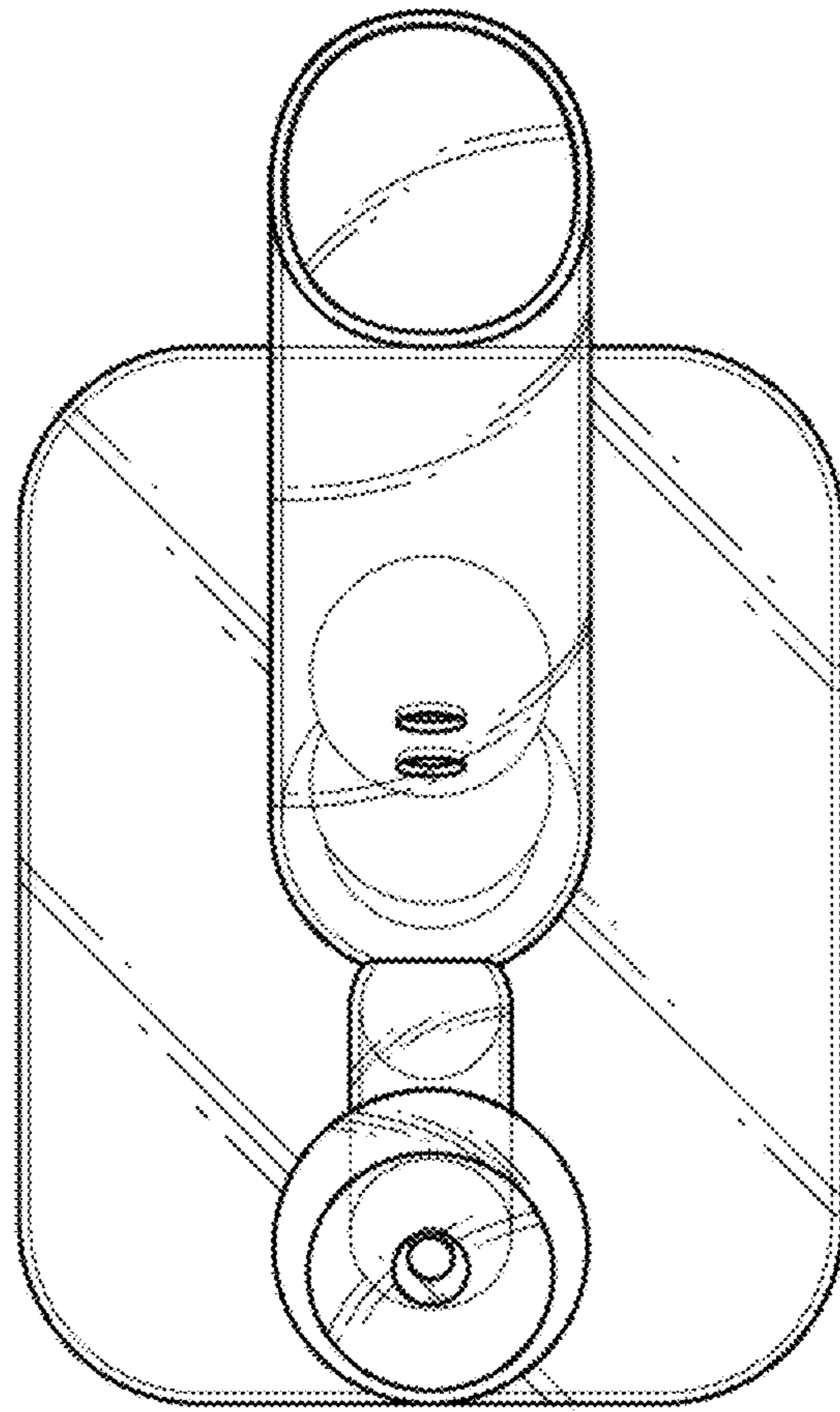


FIG. 6

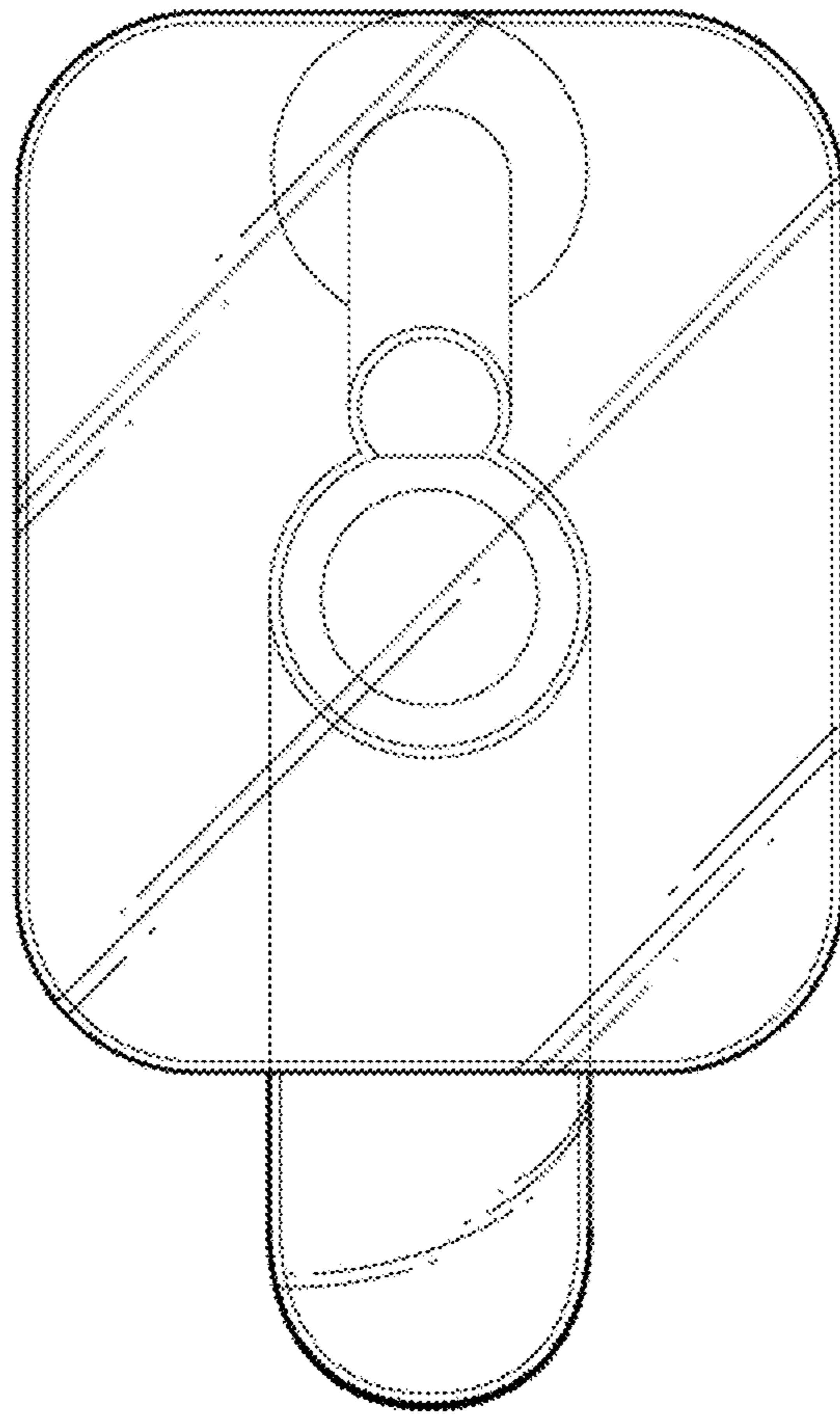


FIG. 7