



US00D921968S

(12) **United States Design Patent** (10) **Patent No.:** **US D921,968 S**
Aller et al. (45) **Date of Patent:** **** Jun. 8, 2021**

(54) **AEROSOL DELIVERY DEVICE POWER UNIT**

D779,719 S 2/2017 Qiu
D799,110 S 10/2017 Qiu
D799,111 S * 10/2017 Qiu D27/101
D799,113 S 10/2017 Qiu
D799,744 S 10/2017 Qiu
D808,073 S * 1/2018 Leidel D27/162
D815,341 S 4/2018 Qiu
D816,267 S * 4/2018 Fornarelli D27/101

(71) Applicant: **RAI Strategic Holdings, Inc.**,
Winston-Salem, NC (US)

(72) Inventors: **Jared Aller**, Winston-Salem, NC (US);
Charles Jacob Novak, III,
Winston-Salem, NC (US); **Michael
Ryan Galloway**, Winston-Salem, NC
(US); **Matthew Joel Nettenstrom**,
Bartlett, IL (US); **Steven Michael
Schennum**, Plainfield, IL (US); **Joshua
Morenstein**, San Francisco, CA (US);
Willy Carteau, Oakland, CA (US)

(Continued)

Primary Examiner — Marissa J Cash
Assistant Examiner — Rebecca Tsehaye
(74) *Attorney, Agent, or Firm* — Womble Bond Dickinson
(US) LLP

(73) Assignee: **RAI Strategic Holdings, Inc.**,
Winston-Salem, NC (US)

(**) Term: **15 Years**

(21) Appl. No.: **29/695,200**

(22) Filed: **Jun. 17, 2019**

(51) **LOC (13) Cl.** **27-02**

(52) **U.S. Cl.**
USPC **D27/162**

(58) **Field of Classification Search**
USPC D27/162, 100, 101, 163–165, 172,
D27/174–176, 183, 185–194; D24/110,
D24/110.5
CPC A24F 47/002; A24F 47/006; A24F 47/008;
A61M 15/00; A61M 15/06
See application file for complete search history.

(56) **References Cited**

U.S. PATENT DOCUMENTS

D506,007 S * 6/2005 Best D24/169
D736,460 S * 8/2015 McKeon D27/189
D762,003 S * 7/2016 Lomeli D27/163
D776,338 S * 1/2017 Lomeli D27/163


(57) **CLAIM**

The ornamental design for an aerosol delivery device power unit as shown and described.

DESCRIPTION

FIG. 1 is a bottom perspective view of the aerosol delivery device power unit showing the new design;
FIG. 2 is a top perspective view of the aerosol delivery device power unit;
FIG. 3 is another top perspective view of the aerosol delivery device;
FIG. 4 is a front elevational view of the aerosol delivery device power unit;
FIG. 5 is a rear elevational view of the aerosol delivery device power unit;
FIG. 6 is an elevational view of a side of the aerosol delivery device power unit;
FIG. 7 is an elevational view of the opposing side of the aerosol delivery device power unit;
FIG. 8 is a top plan view of the aerosol delivery device power unit; and,
FIG. 9 is a bottom plan view of the aerosol delivery device power unit.
The broken lines shown in the drawings depict portions of the aerosol delivery device that form no part of the claimed design.

1 Claim, 8 Drawing Sheets



(56)

References Cited

U.S. PATENT DOCUMENTS

D818,636	S	5/2018	Qiu	
D819,263	S	5/2018	Zhu	
D819,881	S	6/2018	Qiu	
D823,536	S	7/2018	Lai	
D825,099	S	8/2018	Wright et al.	
D827,195	S	8/2018	Chen	
D828,912	S *	9/2018	Powell	D23/366
D829,373	S	9/2018	Huang et al.	
D829,980	S	10/2018	Qiu	
D831,885	S	10/2018	Wang et al.	
D832,499	S	10/2018	Qiu	
D832,500	S	10/2018	Qiu	
D833,063	S	11/2018	Qiu	
D834,246	S	11/2018	Qiu	
D835,337	S	12/2018	Beer et al.	
D843,052	S *	3/2019	Powell	D27/163
D843,644	S	3/2019	Qiu	
D846,796	S	4/2019	Pan	
D846,798	S	4/2019	Chen	
D850,710	S	6/2019	Wu	
D851,328	S *	6/2019	Smith	D27/162
D851,827	S *	6/2019	Clark	D26/155
D852,408	S	6/2019	Nettenstrom et al.	
D853,632	S	7/2019	Qiu et al.	
D853,633	S	7/2019	Zeng	
D853,634	S *	7/2019	Qiu	D27/162
D854,741	S *	7/2019	Smith	D27/162
D855,249	S	7/2019	Qiu	
D855,250	S	7/2019	Qiu	
D855,251	S	7/2019	Qiu et al.	
D883,563	S *	5/2020	Pan	D27/139
D889,740	S *	7/2020	Beer	D27/194
D890,419	S *	7/2020	Tasselli	D27/163
D891,692	S *	7/2020	Barbaric	D27/162
2020/0154789	A1 *	5/2020	Novak, III	A24F 40/50

* cited by examiner




FIG. 1




FIG. 2




FIG. 3




FIG. 4




FIG. 5




FIG. 6




FIG. 7

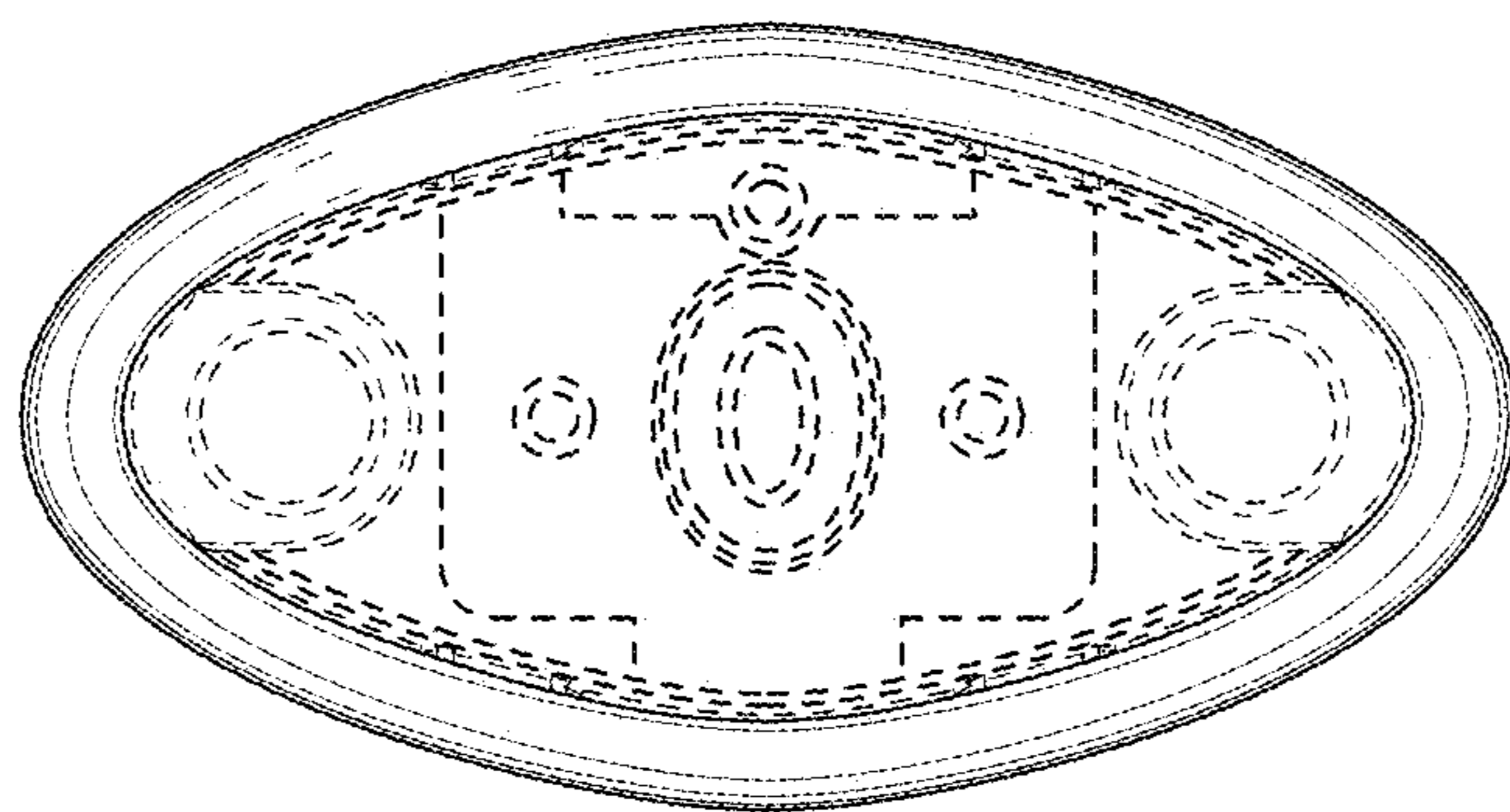


FIG. 8

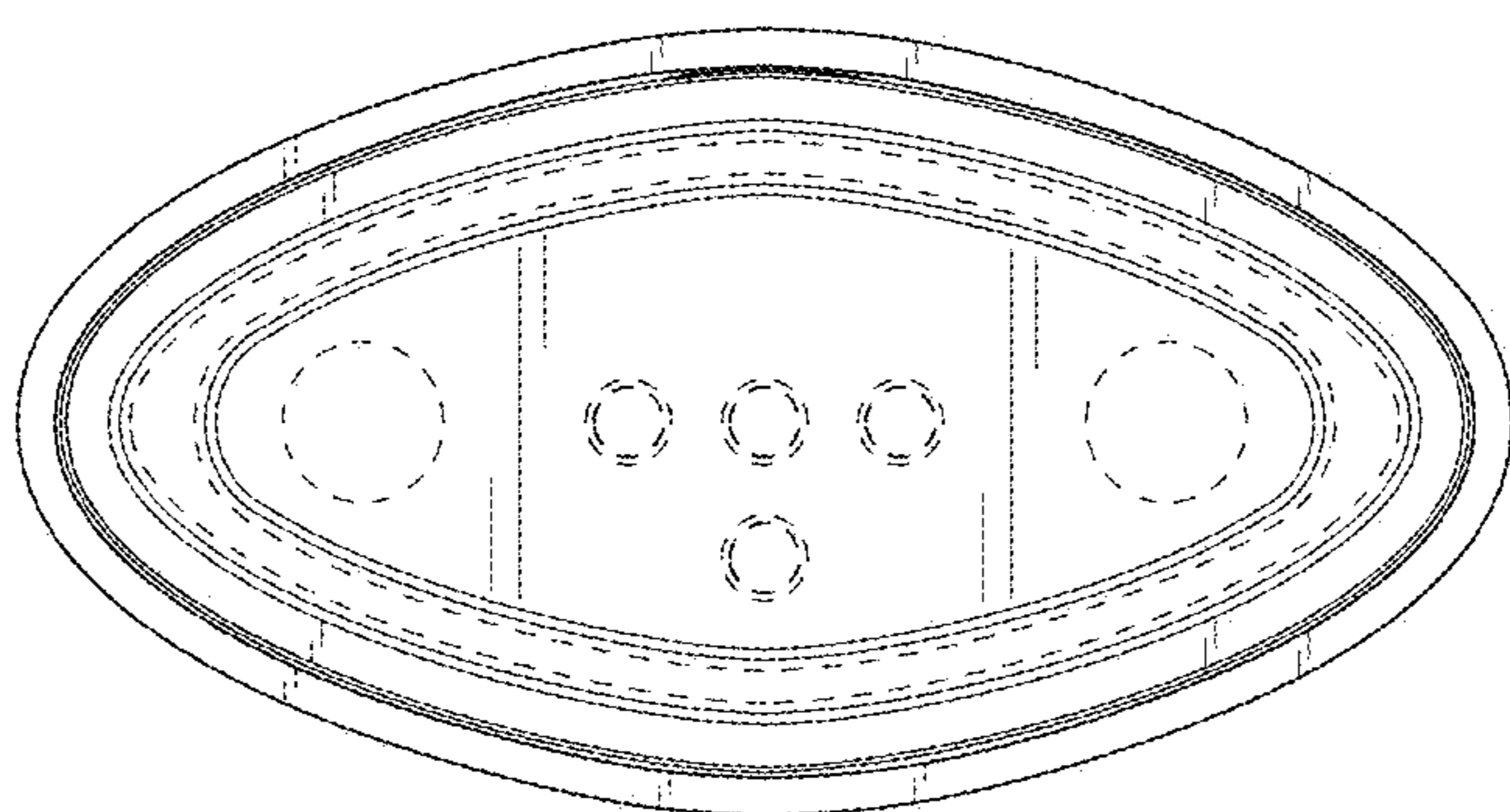


FIG. 9