



US00D921966S

(12) **United States Design Patent** (10) **Patent No.:** **US D921,966 S**
Derkach (45) **Date of Patent:** **** Jun. 8, 2021**

(54) **LIGHT POST HOLDER**
(71) Applicant: **Andrew Derkach**, Strathmore (CA)
(72) Inventor: **Andrew Derkach**, Strathmore (CA)
(**) Term: **15 Years**
(21) Appl. No.: **29/596,985**
(22) Filed: **Mar. 13, 2017**
(51) **LOC (13) Cl.** **26-05**
(52) **U.S. Cl.**
USPC **D26/142**
(58) **Field of Classification Search**
USPC D14/230; D17/20; D26/25, 31, 35, 36,
D26/28, 67, 71, 83, 118, 37, 41, 113,
D26/138, 120, 121, 122
CPC F21S 4/00; F21S 4/003; F21S 4/006; F21S
8/00; F21S 8/024; F21S 8/026
See application file for complete search history.

D640,878 S * 7/2011 Huang D6/350
D642,329 S * 7/2011 Weiss D26/142
D648,868 S * 11/2011 Chou D26/2
D666,012 S * 8/2012 Walker D6/350
D732,238 S * 6/2015 Kling D26/142
D744,125 S * 11/2015 Cai D26/2
D758,633 S * 6/2016 Sooferian D26/68
D819,260 S * 5/2018 Nankil D26/142
D825,789 S * 8/2018 Creasman D26/2
D830,585 S * 10/2018 Grandadam D26/2
D832,493 S * 10/2018 Murphy D26/118
2008/0000192 A1 1/2008 McGlinch
2013/0036679 A1 2/2013 Nyce et al.
2014/0312529 A1 10/2014 Manthei
2015/0027073 A1 1/2015 Abbey

FOREIGN PATENT DOCUMENTS

CN 2233968 8/1996
CN 202658948 1/2013
CN 203907442 10/2014
CN 204328811 5/2015

* cited by examiner

Primary Examiner — Mark A Goodwin
Assistant Examiner — Benjamin M Weeks
(74) *Attorney, Agent, or Firm* — David Guerra

(56) **References Cited**
U.S. PATENT DOCUMENTS

1,723,376 A 10/1927 Rutherford
3,671,738 A 6/1972 Beachley
D232,499 S * 8/1974 Martinelli D6/350
4,295,308 A 10/1981 Korfanta
5,944,413 A 8/1999 Crookham et al.
D560,025 S * 1/2008 Shulem D26/142
D566,977 S * 4/2008 Emge D6/350
D566,978 S * 4/2008 Gonzalez D6/350
D570,125 S * 6/2008 Gonzalez D6/350
D586,574 S * 2/2009 Gomree D6/350
7,556,752 B1 7/2009 Hicks
7,731,383 B2 6/2010 Myer

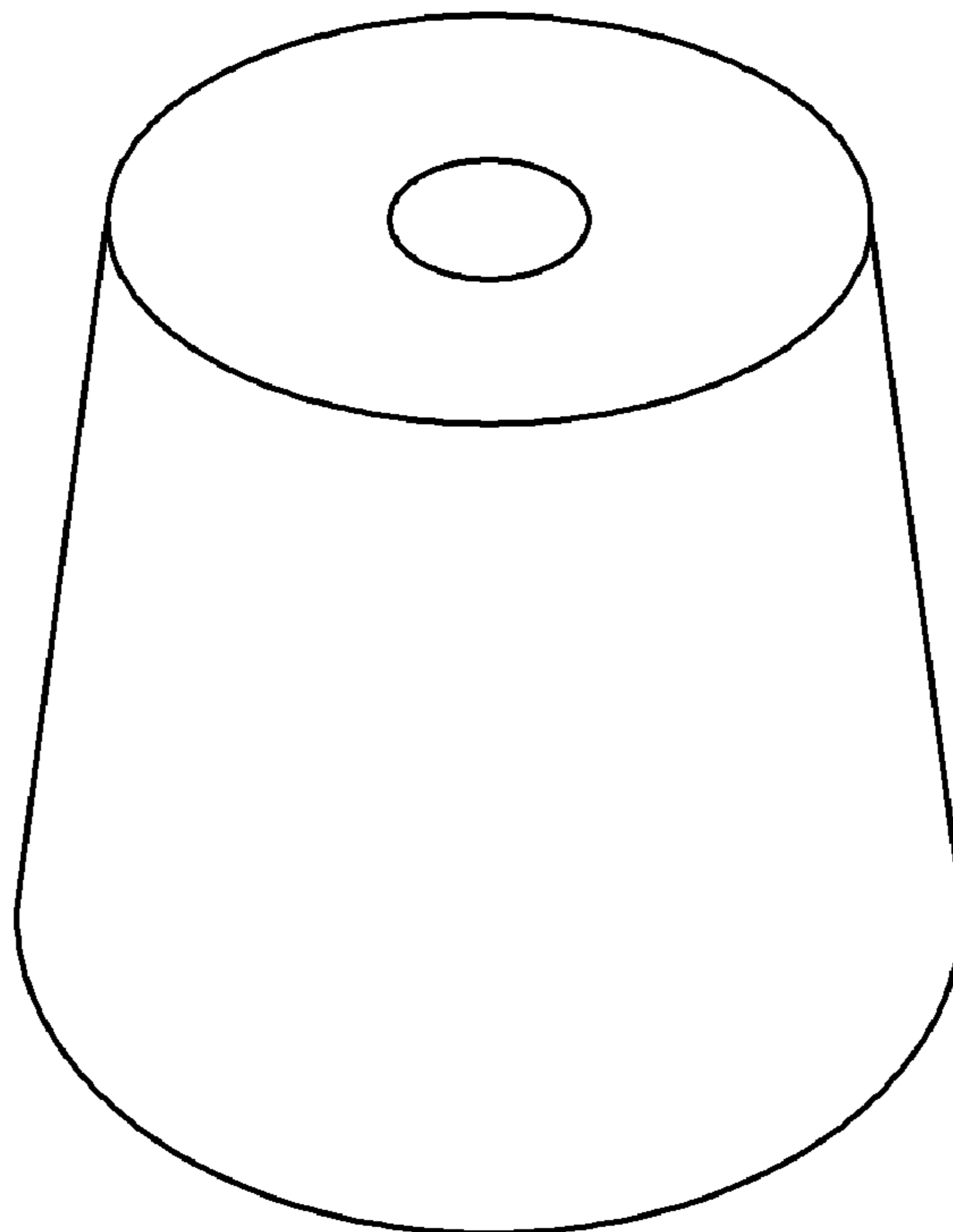
(57) **CLAIM**

The ornamental design for the light post holder, as shown and described.

DESCRIPTION

FIG. 1 is a perspective front view of the light post holder according to the present design; and, FIG. 2 is a top view of the light post holder of FIG. 1.

1 Claim, 1 Drawing Sheet



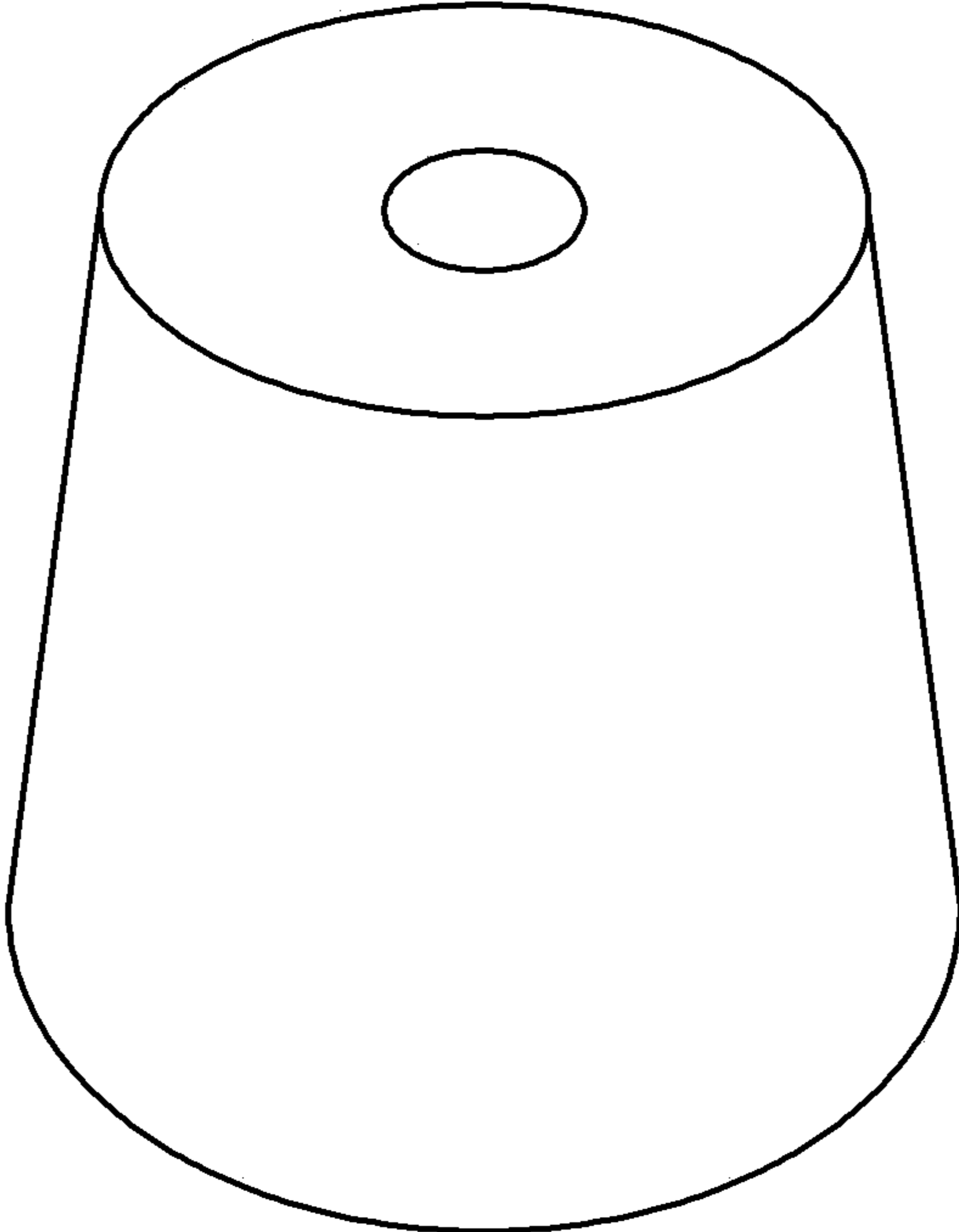


Figure 1

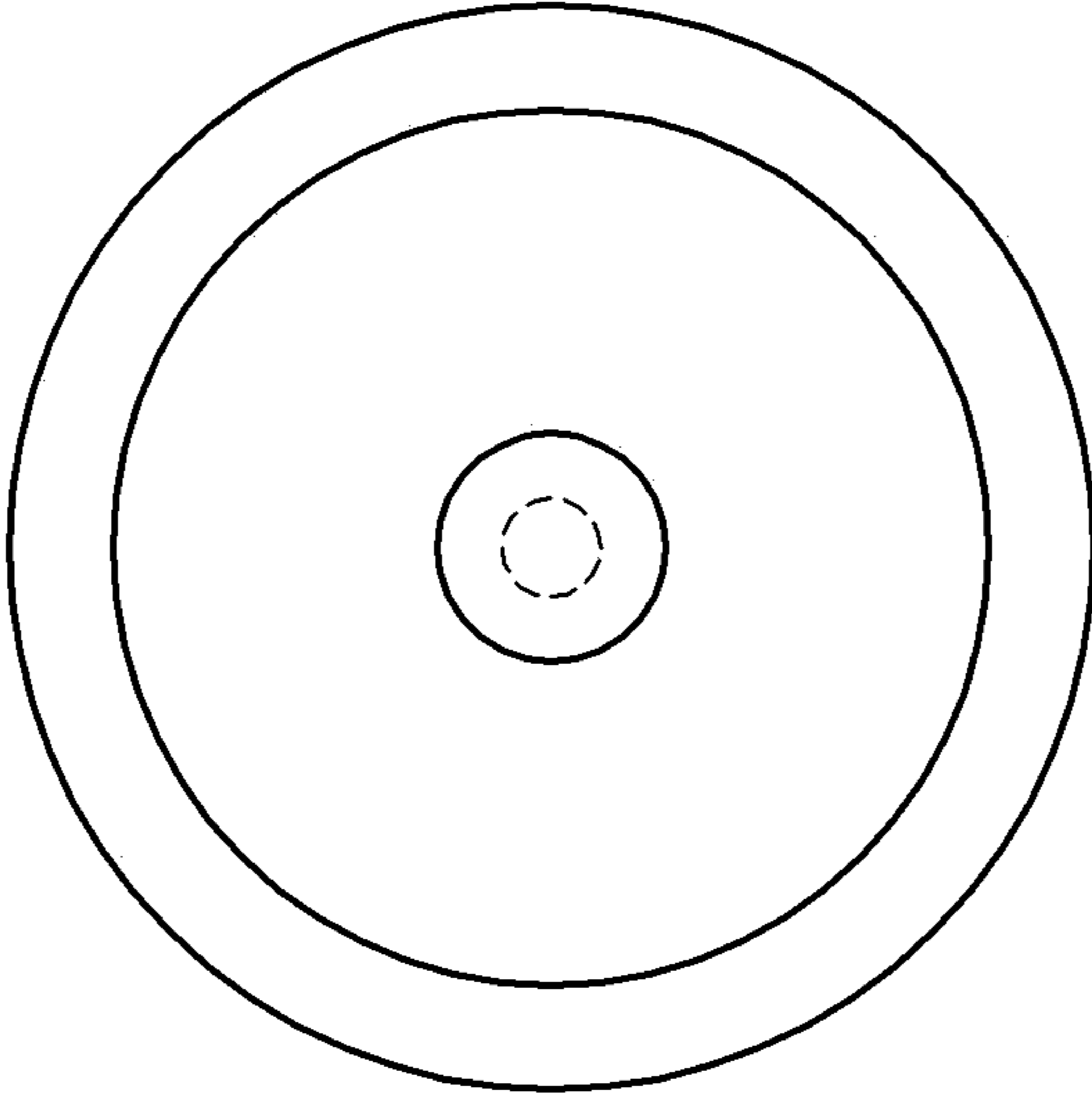


Figure 2