



US00D921959S

(12) **United States Design Patent**
Pozzi

(10) **Patent No.:** **US D921,959 S**
(45) **Date of Patent:** **** Jun. 8, 2021**

(54) **ELONGATED LAMP**

(71) Applicant: **Marcello Pozzi**, Los Angeles, CA (US)

(72) Inventor: **Marcello Pozzi**, Los Angeles, CA (US)

(**) Term: **15 Years**

(21) Appl. No.: **29/700,189**

(22) Filed: **Jul. 31, 2019**

(51) **LOC (13) Cl.** **26-03**

(52) **U.S. Cl.**
USPC **D26/90**; D26/88

(58) **Field of Classification Search**
USPC D26/72, 76, 80-86, 88-91
CPC F21S 8/03; F21S 8/04; F21S 8/043; F21S
8/046; F21S 8/06; F21S 8/061; F21S
8/063; F21S 8/065
See application file for complete search history.

(56) **References Cited**

U.S. PATENT DOCUMENTS

D113,971 S *	3/1939	Kirk	D26/88
D132,144 S *	4/1942	Hallman	D26/84
D234,621 S *	3/1975	Muller	D26/80
D639,487 S *	6/2011	Baylar	D26/88
D653,794 S *	2/2012	Friedman	D26/88
D690,870 S *	10/2013	Ng	D26/80
D731,104 S *	6/2015	Miyake	D26/88
D752,801 S *	3/2016	Martin	D26/88
D825,819 S *	8/2018	Sonneman	D26/90
D911,582 S *	2/2021	Amato	D26/83
D914,267 S *	3/2021	Pozzi	D26/88
2016/0363711 A1 *	12/2016	Meyers	F21K 9/61

OTHER PUBLICATIONS

BACCHETTA_SMV by riccadesign.com, visited Apr. 24, 2021.
(Year: 2021).*

BACCHETTA_SMH by riccadesign.com visited Apr. 24, 2021
(Year: 2021).*

* cited by examiner

Primary Examiner — Clare E Heflin
(74) *Attorney, Agent, or Firm* — Schlee IP International,
PC; Alexander R. Schlee; Pascal A. Schlee

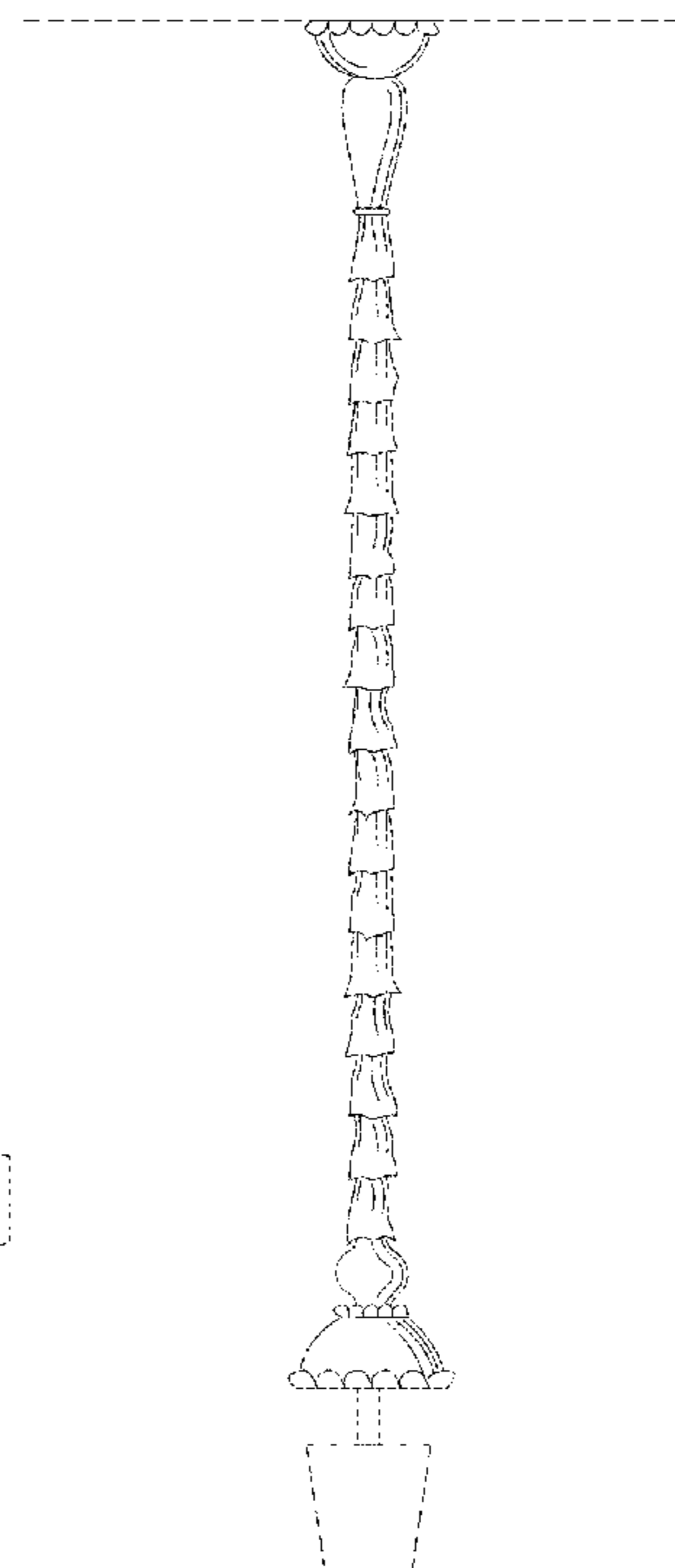

(57) **CLAIM**

The ornamental design for an elongated lamp, as shown and described.

DESCRIPTION

FIG. 1 is a front view of an elongated lamp of a first embodiment, in which the lamp is suspended horizontally; FIG. 2 is a side view of the elongated lamp of the first embodiment; FIG. 3 is a bottom view of the elongated lamp of the first embodiment; FIG. 4 is a side view of the elongated lamp of a second embodiment, in which the lamp is suspended vertically, the front, back, right and left side views being identical; FIG. 5 is a bottom view of the elongated lamp of the second embodiment; FIG. 6 is a side view of the elongated lamp of a third embodiment, in which the lamp is vertically mounted to a surface, the front, back, right and left side views being identical; and, FIG. 7 is a bottom view of the elongated lamp of the third embodiment.
The portion of the elongated lamp as shown in dashed lines forms no part of the claimed design.

1 Claim, 7 Drawing Sheets






FIG. 1




FIG. 2

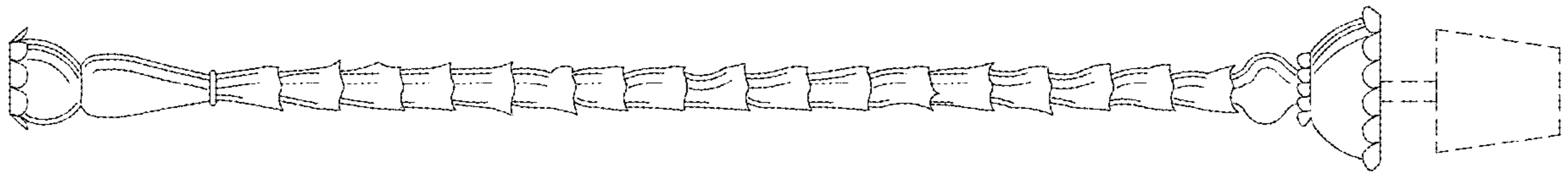


FIG. 3

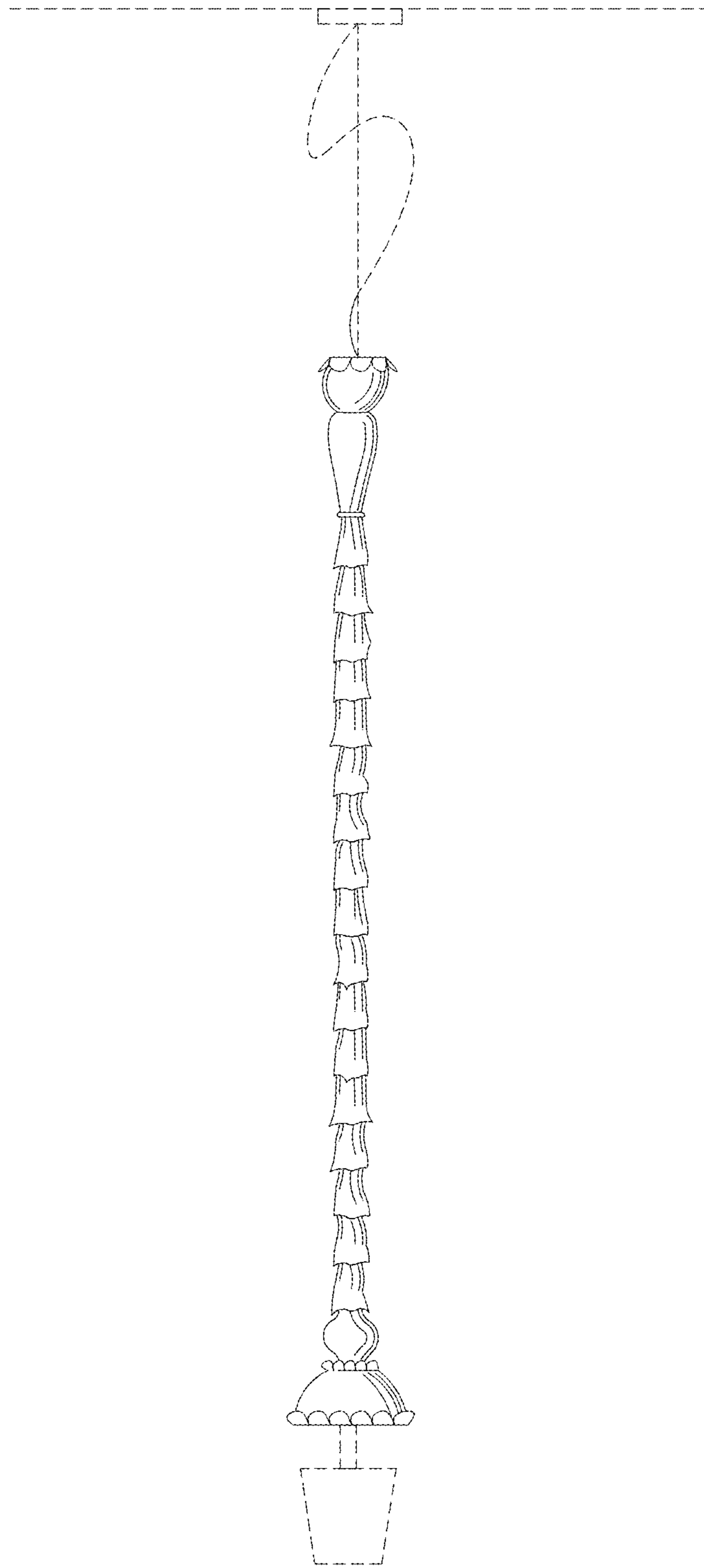


FIG. 4

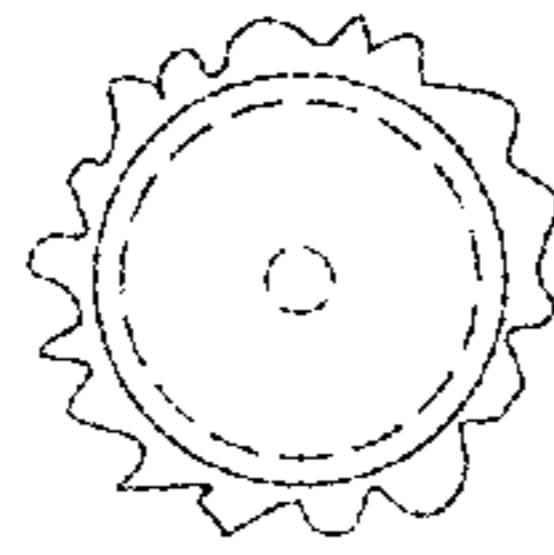


FIG. 5

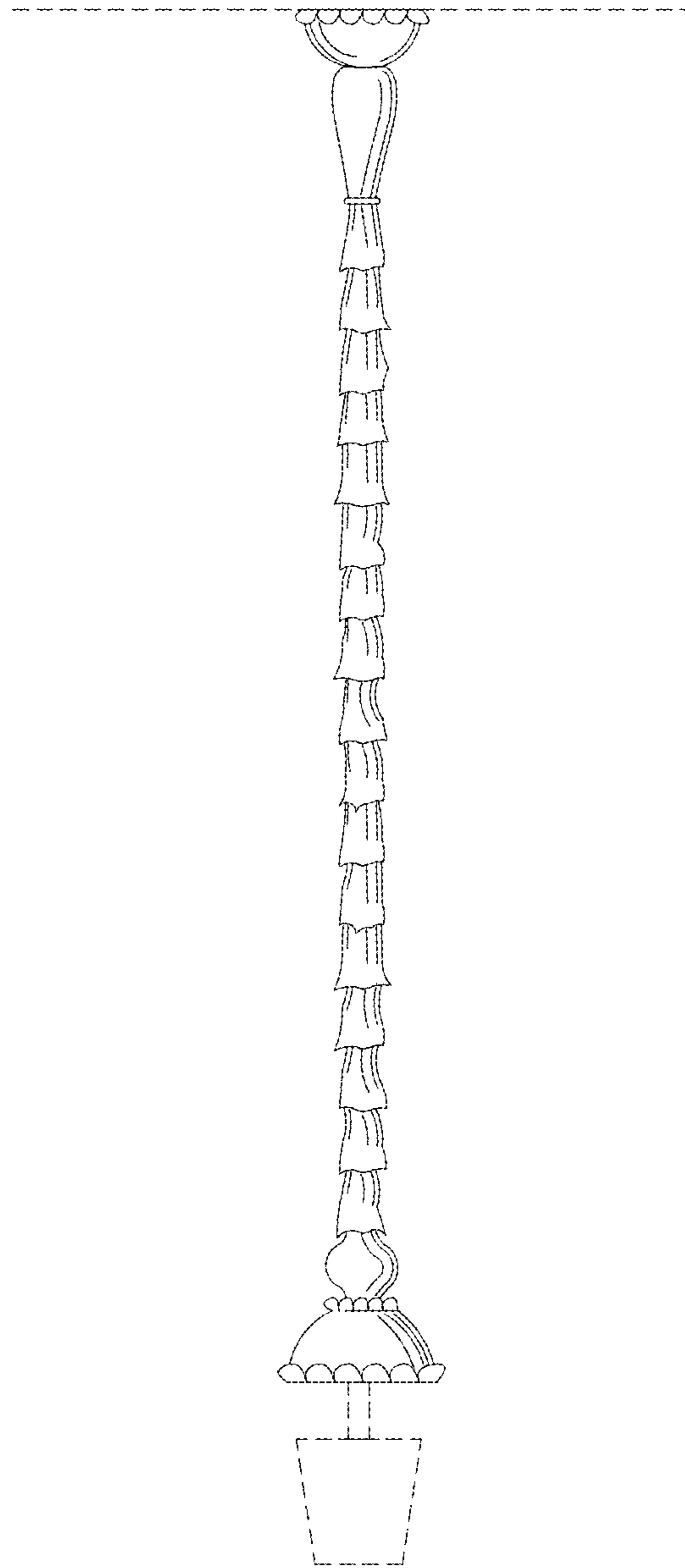


FIG. 6

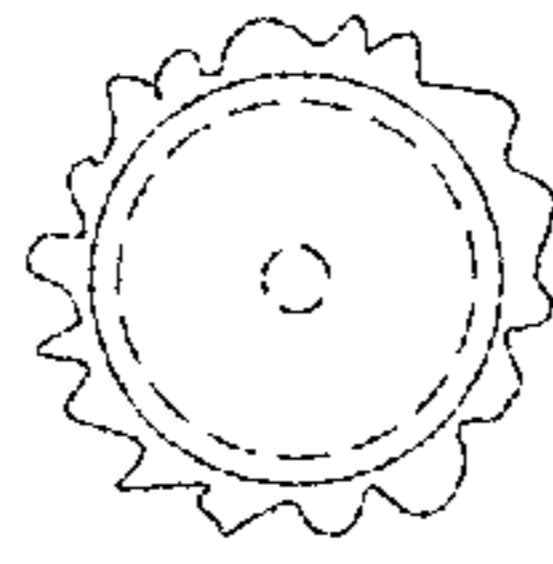


FIG. 7