



US00D921944S

(12) **United States Design Patent** (10) **Patent No.:** **US D921,944 S**
Lin (45) **Date of Patent:** **** Jun. 8, 2021**

(54) **AUTOMOBILE HEADLIGHT**
(71) Applicant: **Chi-Chung Lin**, Hsinchu (TW)
(72) Inventor: **Chi-Chung Lin**, Hsinchu (TW)
(**) Term: **15 Years**
(21) Appl. No.: **29/759,896**
(22) Filed: **Nov. 25, 2020**
(51) **LOC (13) Cl.** **26-06**
(52) **U.S. Cl.**
USPC **D26/28**
(58) **Field of Classification Search**
USPC D26/28-36, 139
CPC F21S 48/00; F21S 48/10; F21S 48/115;
F21S 48/225; F21S 48/1233; F21S
48/1266; F21S 48/1388; F21S 48/2268;
F21V 5/00; F21V 21/04; F21V 29/004;
B60Q 9/13; B60Q 9/135; B60Q 9/1375
See application file for complete search history.

D797,324 S * 9/2017 Lai D26/28
D797,970 S * 9/2017 Mainville D26/28
D803,434 S 11/2017 Cotner et al.
D820,510 S 6/2018 Conway et al.
D821,026 S 6/2018 Conway et al.
D824,054 S 7/2018 Lin
D838,020 S * 1/2019 Lin D26/28
D841,206 S 2/2019 Yang
D841,207 S 2/2019 Yang
D841,877 S 2/2019 Conway et al.
D844,864 S * 4/2019 Lin D26/28

(Continued)

FOREIGN PATENT DOCUMENTS

TW D196000 2/2019
TW D198659 7/2019

OTHER PUBLICATIONS

<https://alpharexusa.com/product-category/performance-headlights/dodge-ram-performance-headlights-06/?v=f24485ae434a>.

Primary Examiner — Marcus A Jackson
(74) *Attorney, Agent, or Firm* — Alexander Chen, Esq.

(56) **References Cited**
U.S. PATENT DOCUMENTS

D426,905 S 6/2000 Cook et al.
D535,043 S 1/2007 Otsubo et al.
D573,282 S 7/2008 Hsu
D602,619 S 10/2009 Krugger et al.
D641,503 S 7/2011 Krugger et al.
D677,812 S * 3/2013 Nakamura D26/28
D707,860 S * 6/2014 Futschik D26/28
D717,478 S 11/2014 Perini
D728,850 S 5/2015 Beaven
D747,518 S 1/2016 Lai
D748,303 S 1/2016 Sato et al.
D754,912 S 4/2016 Patel
D759,275 S 6/2016 Hwang
D766,498 S 9/2016 Hatton
D774,671 S 12/2016 Lai
D776,310 S * 1/2017 Mackay D26/28
D787,718 S 5/2017 Lai
D792,994 S 7/2017 Hwang et al.
D794,853 S 8/2017 Lai

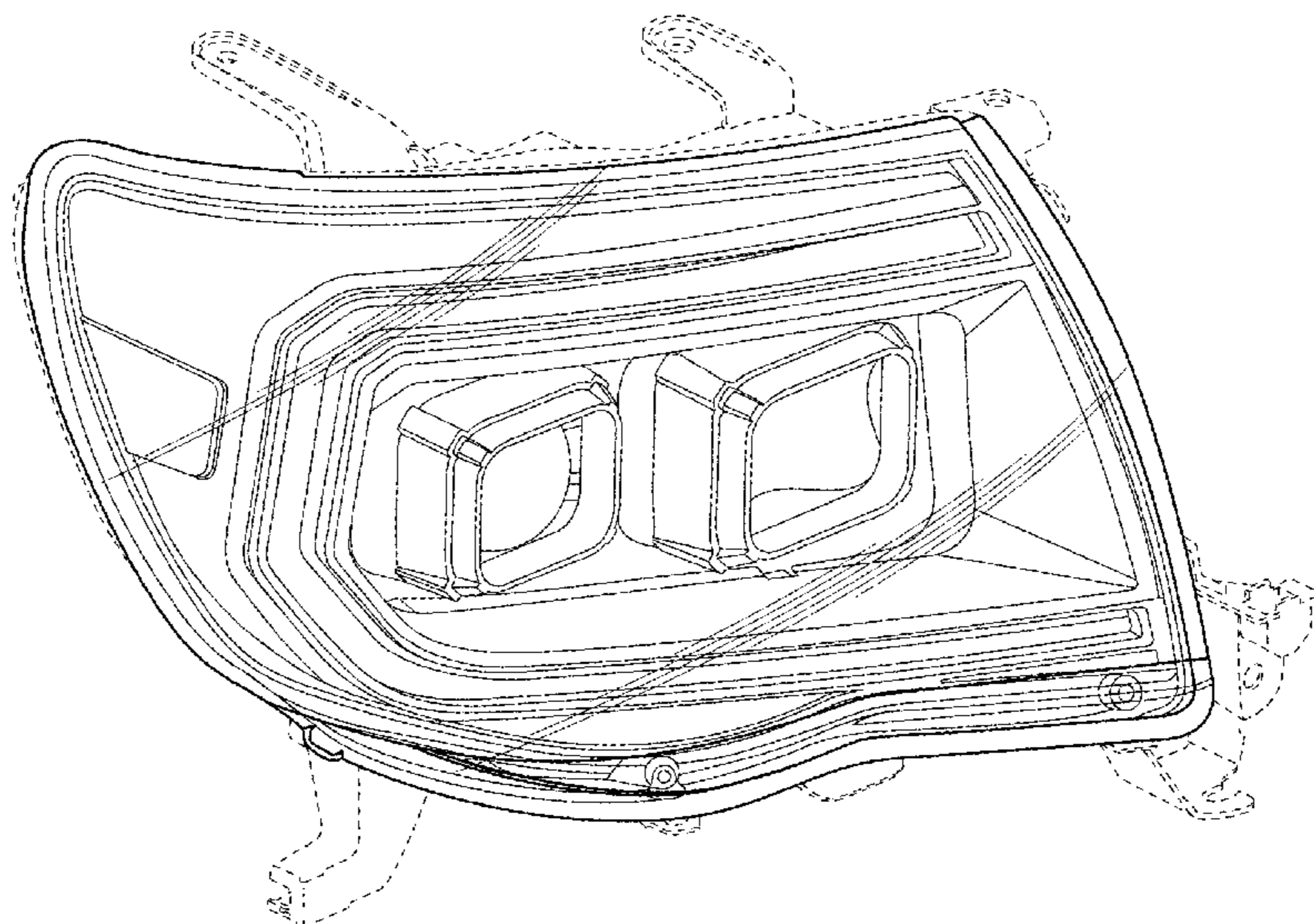
(57) **CLAIM**

The ornamental design for an automobile headlight, as shown and described.

DESCRIPTION

FIG. 1 is a perspective view of an automobile headlight; FIG. 2 is a front view thereof; FIG. 3 is a side view thereof; FIG. 4 is a top view thereof; and, FIG. 5 is a bottom view thereof. The broken lines are included to show environmental structure and form no part of the claimed design. The drawings and descriptions represent the left side embodiment. The claim is also for a mirror image right side embodiment.

1 Claim, 5 Drawing Sheets



(56)

References Cited

U.S. PATENT DOCUMENTS

D848,039	S	5/2019	Conway et al.	
D851,301	S	6/2019	Lin	
D853,000	S	7/2019	Lin	
D855,872	S	8/2019	Lan	
D861,236	S	9/2019	Lai	
D863,618	S	10/2019	Lucas et al.	
D863,622	S	10/2019	Wu	
D868,315	S	11/2019	Lin	
D868,316	S	* 11/2019	Lin D26/28
D869,032	S	12/2019	Conway et al.	
D869,711	S	12/2019	Christman et al.	
D870,936	S	12/2019	Wu	
D875,283	S	2/2020	He	
D878,644	S	* 3/2020	Lai D26/28
D880,737	S	4/2020	Ninov et al.	
D881,426	S	4/2020	Scott et al.	
D882,134	S	4/2020	Wu	
D884,227	S	5/2020	He	
D887,050	S	6/2020	Lin	
D887,595	S	6/2020	Wu	
D889,001	S	6/2020	He	
D889,704	S	7/2020	He	
D892,371	S	* 8/2020	Badstuebner D26/28
D893,063	S	8/2020	He	
D893,776	S	* 8/2020	Lin D26/28
D896,416	S	9/2020	Lin	
D897,013	S	9/2020	Cheng et al.	
D900,361	S	10/2020	Yang	
D901,733	S	11/2020	Kim et al.	
D902,454	S	11/2020	Lucas et al.	
D902,458	S	11/2020	Kim et al.	

* cited by examiner

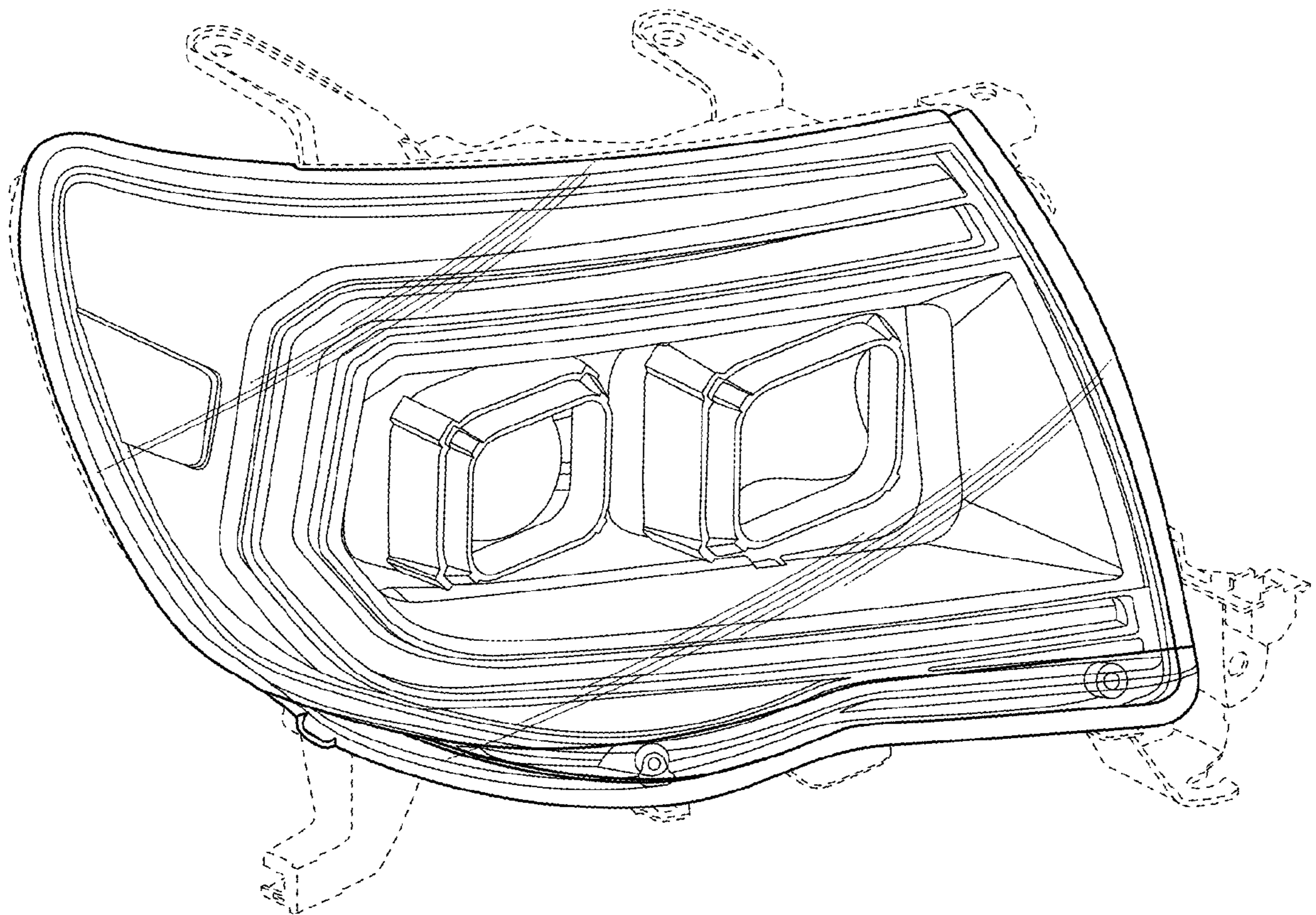


FIG. 1

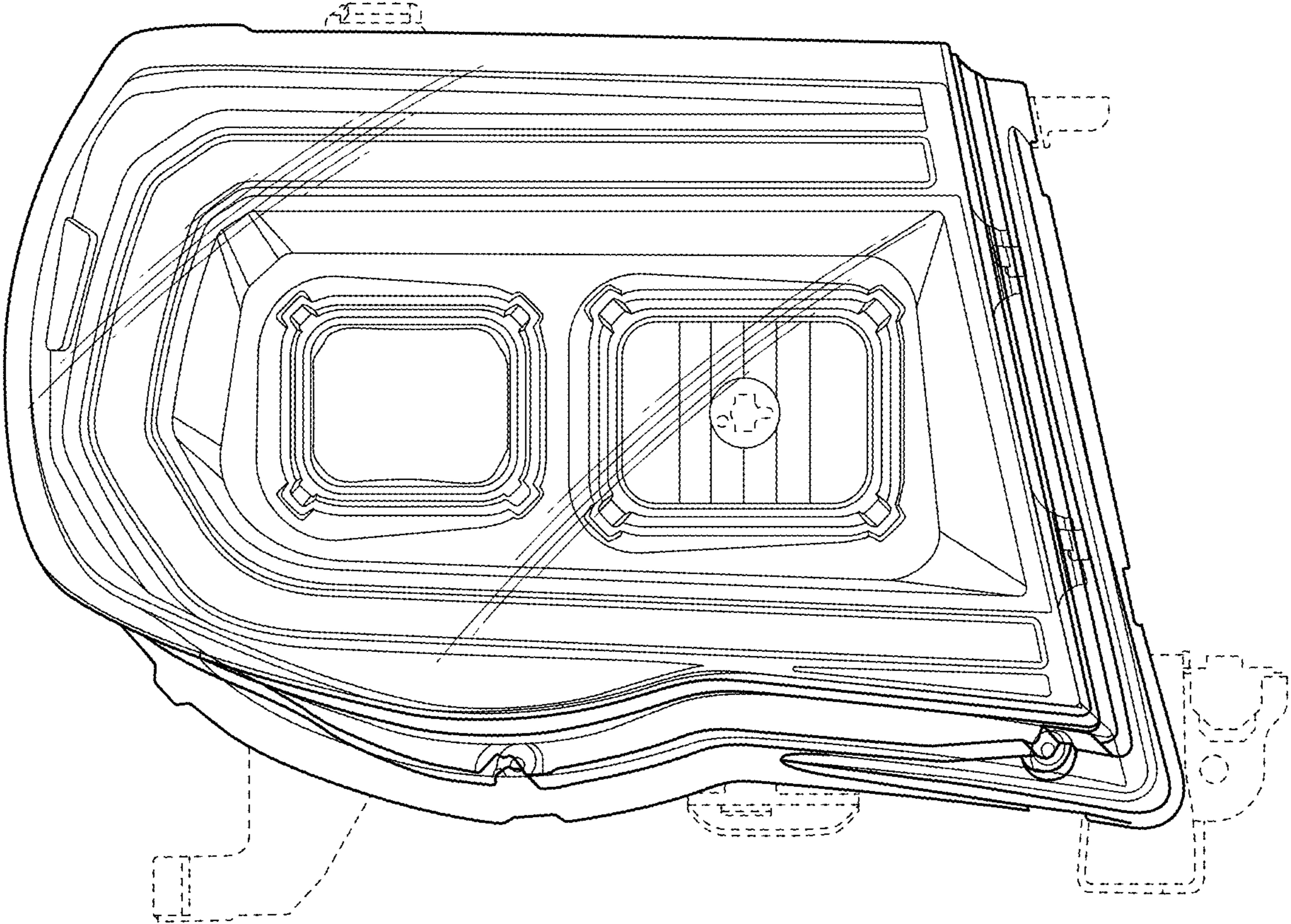


FIG. 2

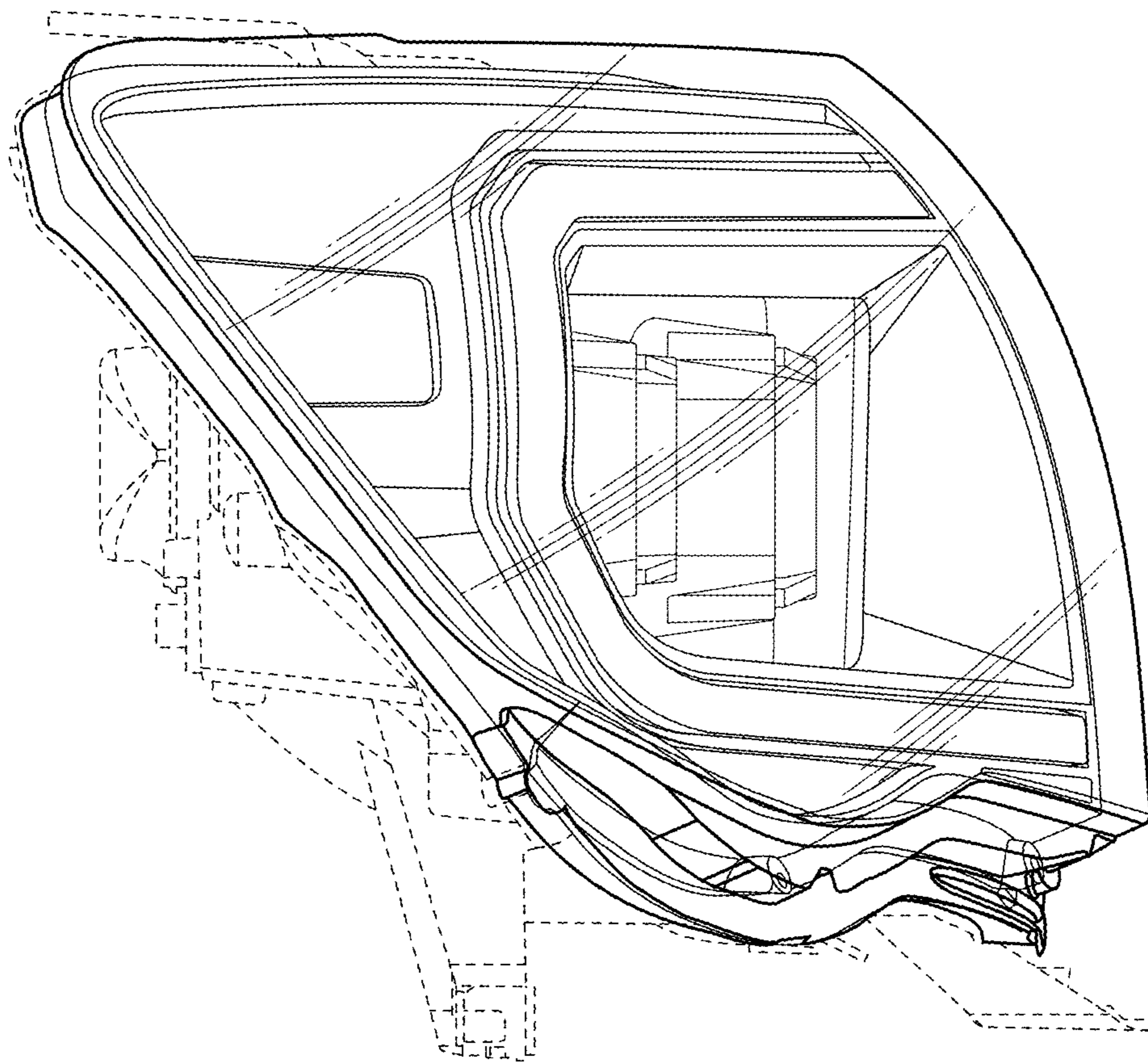


FIG. 3

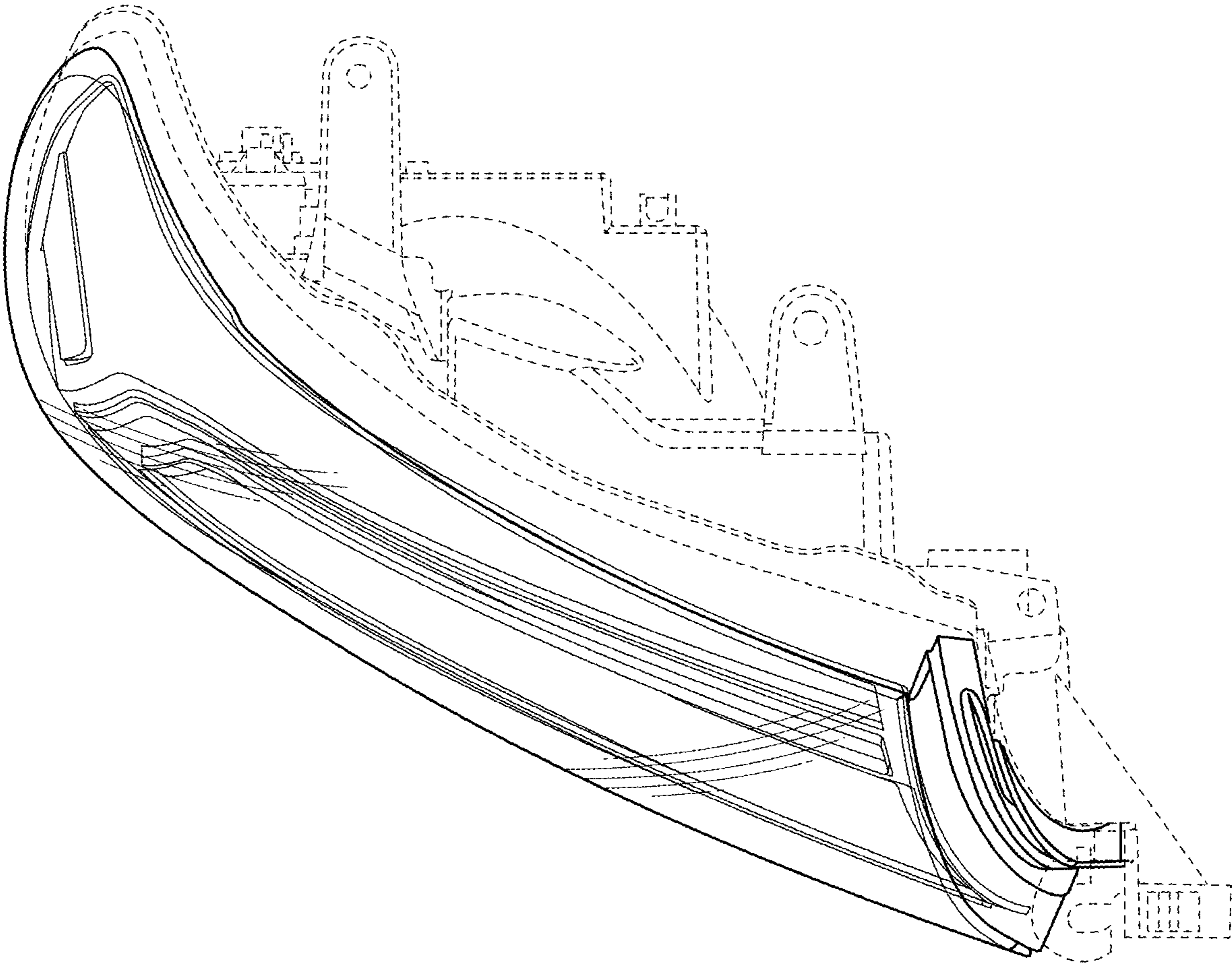


FIG. 4

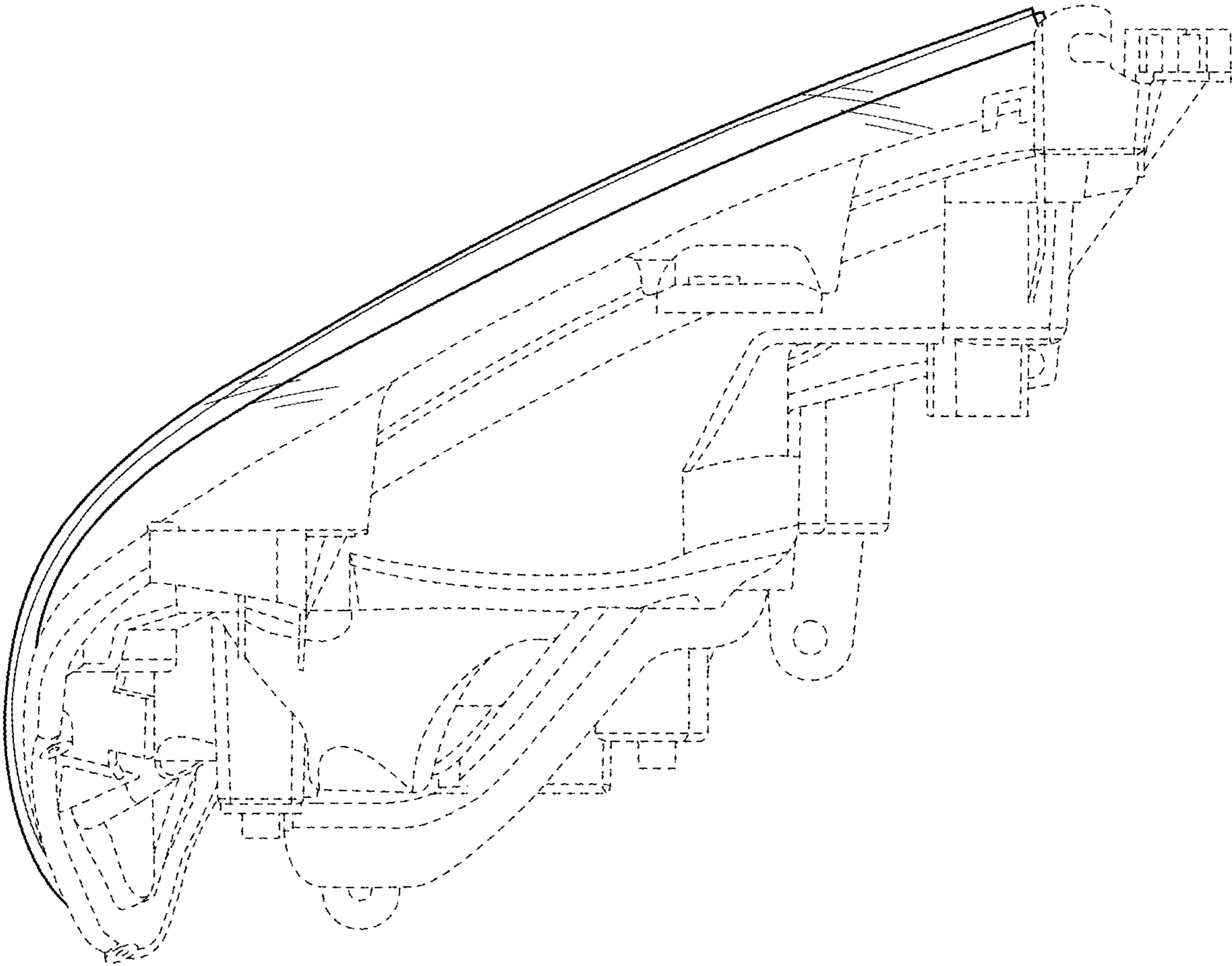


FIG. 5