



US00D921938S

(12) **United States Design Patent**
Lin

(10) **Patent No.:** **US D921,938 S**

(45) **Date of Patent:** **** *Jun. 8, 2021**

- (54) **AUTOMOBILE BACK LIGHT**
- (71) Applicant: **Chi-Chung Lin**, Hsinchu (TW)
- (72) Inventor: **Chi-Chung Lin**, Hsinchu (TW)
- (*) Notice: This patent is subject to a terminal disclaimer.
- (**) Term: **15 Years**
- (21) Appl. No.: **29/643,689**
- (22) Filed: **Apr. 11, 2018**
- (51) **LOC (13) Cl.** **26-06**
- (52) **U.S. Cl.**
USPC **D26/28**
- (58) **Field of Classification Search**
USPC D12/86, 90-92, 114, 163, 169, 171-173,
D12/181, 190, 196, 197, 199, 400;
D17/1, 222; D26/28-36
CPC .. B62J 6/02; B62J 6/00; B60Q 3/0279; B60Q
3/104; B60Q 3/10408; B60Q 3/10466;
B60Q 3/12653; B60Q 3/128; F21S 48/00;
F21S 48/10; F21S 48/115; F21S 48/225;
F21S 48/1233; F21S 48/1266; F21S
48/1388; F21S 48/2268; F21V 21/04
See application file for complete search history.

| | | | |
|--------------|---------|------------------------|--------|
| D631,177 S * | 1/2011 | Yang | D26/28 |
| D637,320 S * | 5/2011 | Yang | D26/28 |
| D703,847 S * | 4/2014 | MacKay | D26/28 |
| D723,199 S * | 2/2015 | Lai | D26/28 |
| D743,064 S * | 11/2015 | Lai | D26/28 |
| D749,246 S * | 2/2016 | Thole | D26/28 |
| D769,478 S * | 10/2016 | Gorsten Schuenemann .. | D26/28 |
| D775,384 S * | 12/2016 | Lin | D26/28 |
| D775,385 S * | 12/2016 | Lin | D26/28 |
| D806,291 S | 12/2017 | Platto et al. | |
| D812,274 S * | 3/2018 | Wu | D26/28 |
| D812,276 S * | 3/2018 | Lin | D26/28 |
| D816,247 S * | 4/2018 | Wu | D26/28 |
| D822,235 S * | 7/2018 | Lin | D26/28 |
| D831,247 S * | 10/2018 | Lin | D26/28 |
| D832,476 S * | 10/2018 | Yang | D26/28 |
| D840,066 S * | 2/2019 | Yang | D26/28 |

* cited by examiner

Primary Examiner — Philip S Hyder
Assistant Examiner — Cary M Robinson
(74) *Attorney, Agent, or Firm* — Alexander Chen, Esq.

(57) **CLAIM**

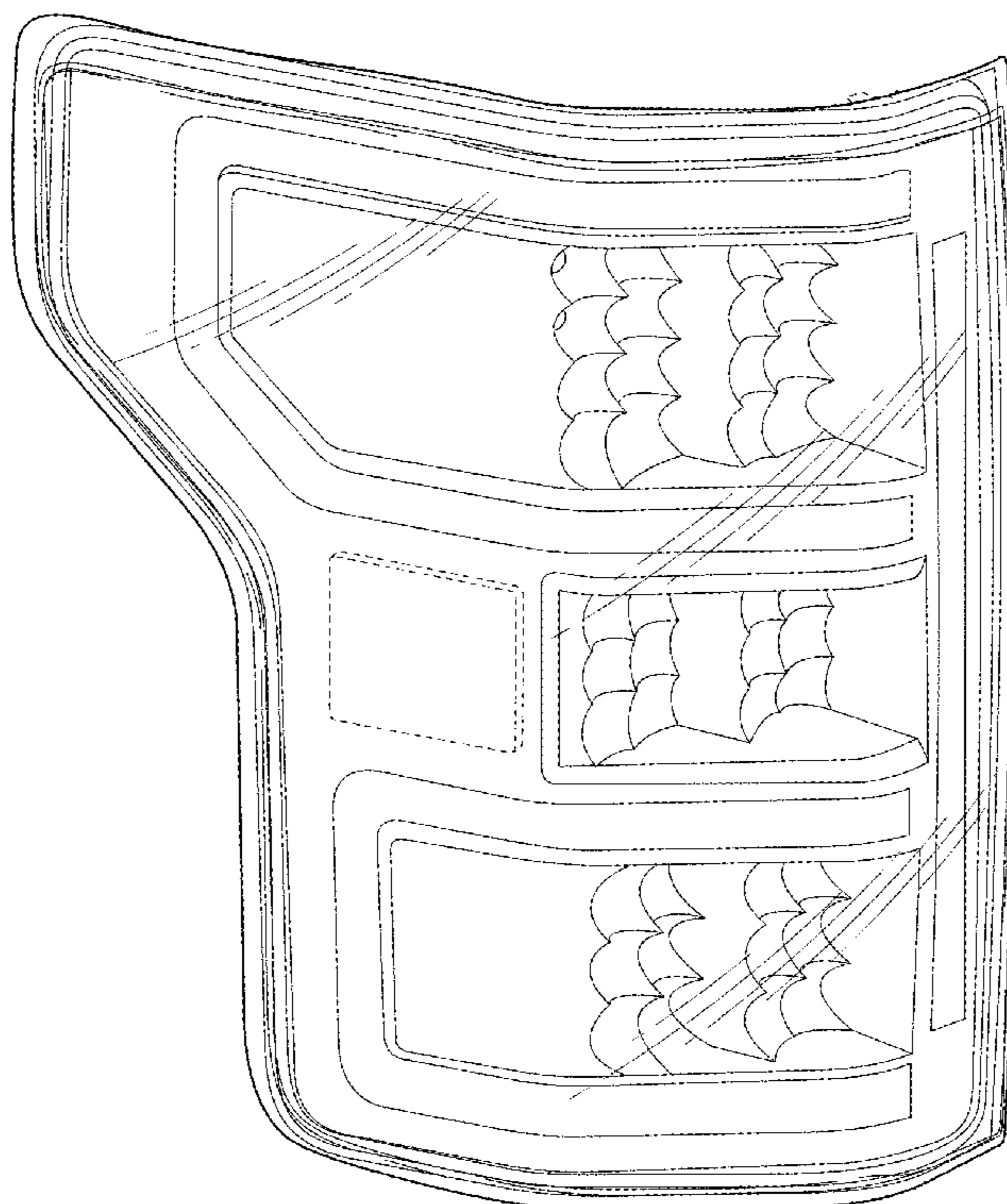
The ornamental design for an automobile back light, as shown and described.

DESCRIPTION

FIG. 1 is a perspective view of an automobile back light; FIG. 2 is a side view thereof; and, FIG. 3 is a front view thereof. The broken lines illustrate portions of the automobile back light in which the design is embodied and form no part of the claimed design.

1 Claim, 3 Drawing Sheets

- (56) **References Cited**
U.S. PATENT DOCUMENTS
D560,292 S * 1/2008 Sato D26/28
D574,524 S * 8/2008 Tomatsu D26/28
D592,336 S * 5/2009 Hsu D26/28



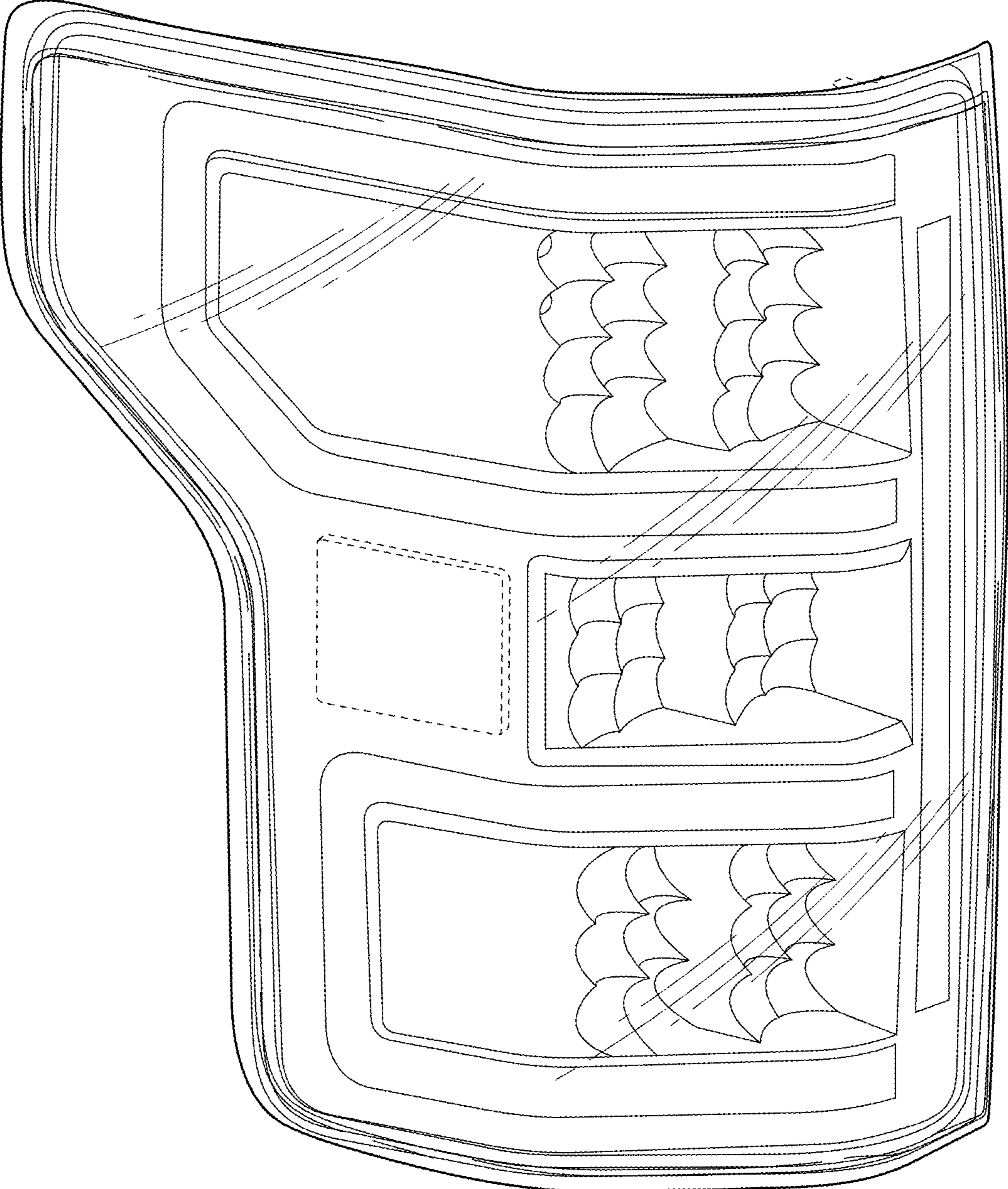


FIG. 1

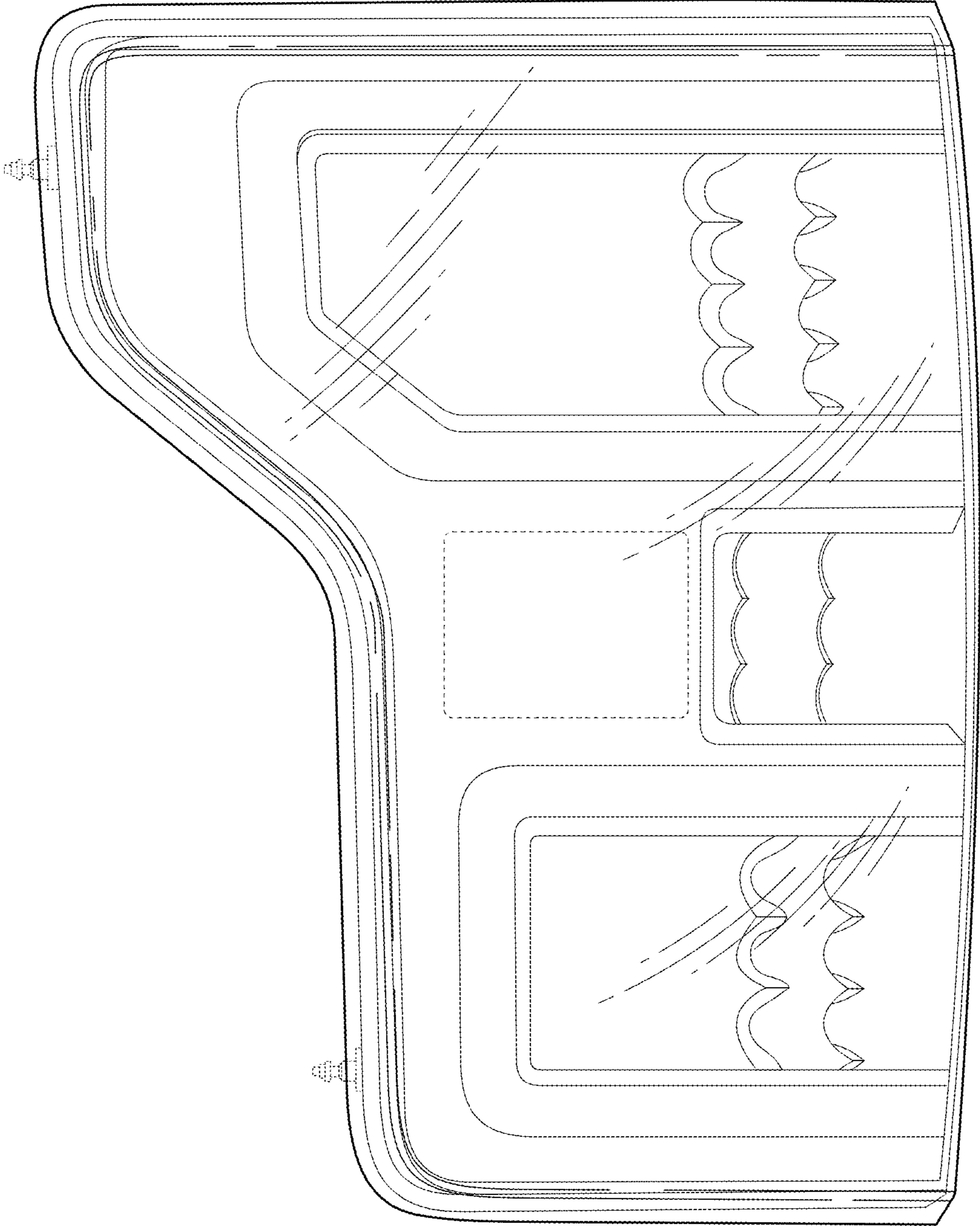


FIG. 2

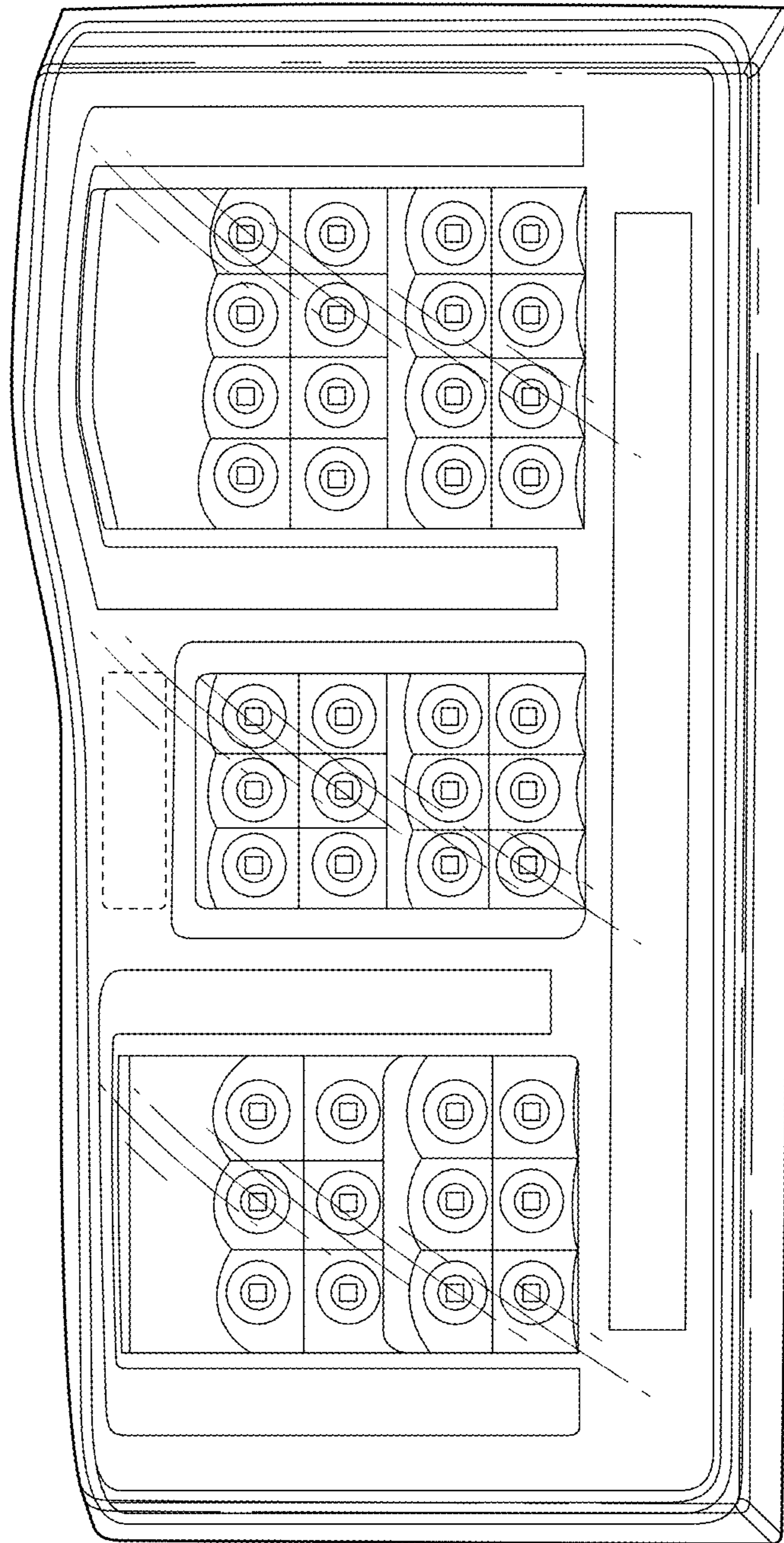


FIG. 3