



US00D921931S

(12) **United States Design Patent**
Heatherly

(10) **Patent No.:** **US D921,931 S**
(45) **Date of Patent:** **** Jun. 8, 2021**

- (54) **BARK SIDING PANEL**
- (71) Applicant: **BARKCLAD INTERNATIONAL, LLC, Canton, NC (US)**
- (72) Inventor: **Phillip Daniel Heatherly, Canton, NC (US)**
- (73) Assignee: **BARKCLAD INTERNATIONAL, LLC, Canton, NC (US)**
- (**) Term: **15 Years**
- (21) Appl. No.: **29/749,983**
- (22) Filed: **Sep. 10, 2020**

| | | | |
|-----------------|---------|-----------------|--------------|
| D643,133 S * | 8/2011 | Steffes | D25/141 |
| D657,892 S * | 4/2012 | Cluthe | D25/140 |
| 9,091,086 B2 * | 7/2015 | Michalski | E04F 13/0875 |
| 9,388,565 B2 * | 7/2016 | Gaudreau | E04F 13/0837 |
| 9,434,131 B2 * | 9/2016 | Morse | B32B 5/18 |
| D768,314 S * | 10/2016 | Wade | D25/141 |
| 9,732,529 B2 * | 8/2017 | Baum, Jr. | E04F 13/123 |
| 10,011,143 B2 * | 7/2018 | Martin | B44C 1/00 |

* cited by examiner

Primary Examiner — Doris Clark

(74) *Attorney, Agent, or Firm* — J. Bennett Mullinax, LLC

(57) **CLAIM**

The ornamental design for a bark siding panel, as shown and described.

Related U.S. Application Data

- (62) Division of application No. 29/660,398, filed on Aug. 21, 2018, now Pat. No. Des. 899,636.
- (51) **LOC (13) Cl.** **25-01**
- (52) **U.S. Cl.**
USPC **D25/141**
- (58) **Field of Classification Search**
USPC D25/139, 140, 141
CPC ... E04F 13/0864; E04F 13/08; E04F 13/0871;
E04F 13/0862; E04F 13/10; Y10S 52/16
See application file for complete search history.

DESCRIPTION

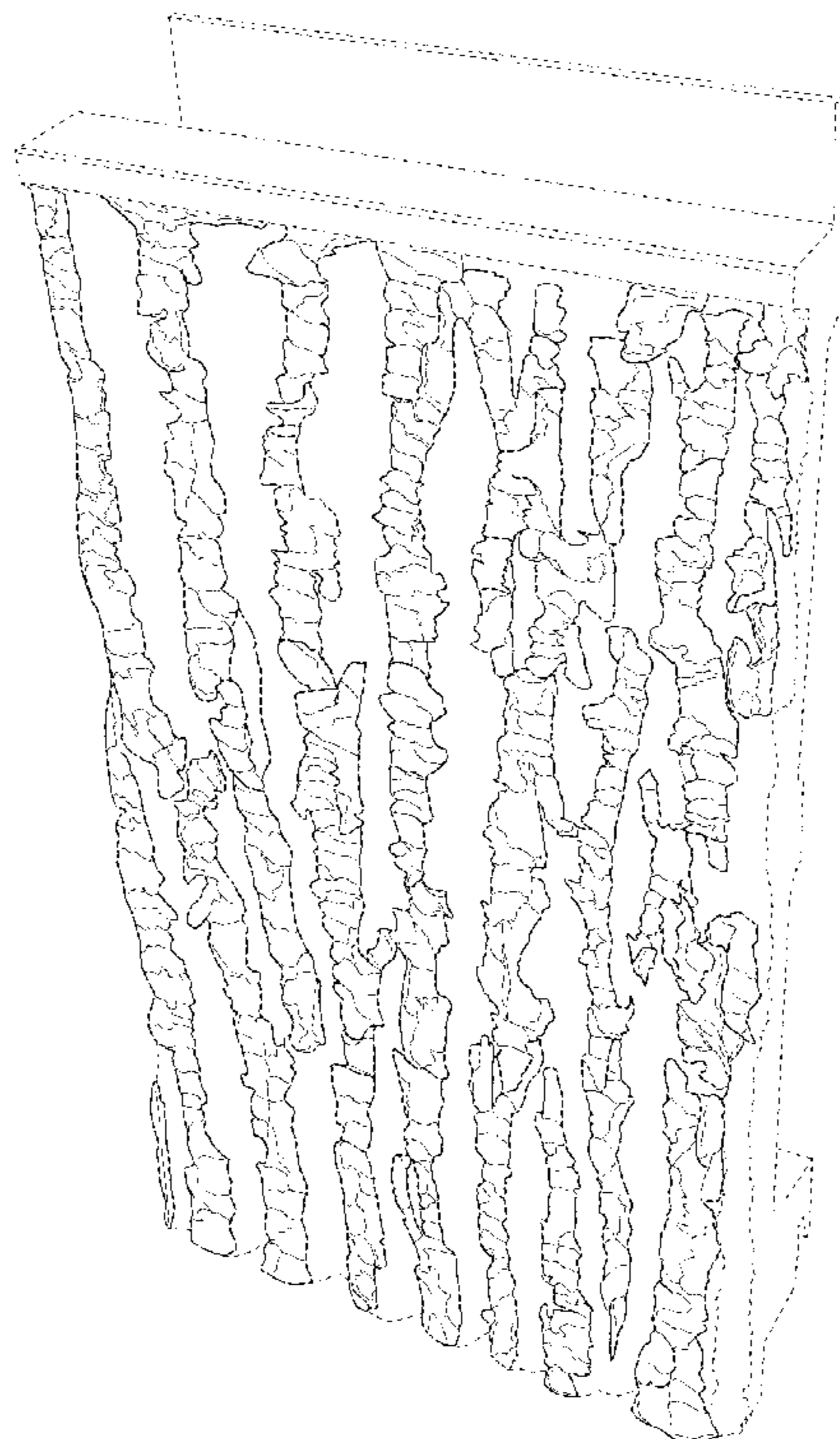
FIG. 1 is a top perspective view of a bark siding panel. FIG. 2 is a top view of the bark siding panel seen in FIG. 1. FIG. 3 is a bottom view of the bark siding panel seen in FIG. 1. FIG. 4 is a left side view of the bark siding panel seen in FIG. 1. FIG. 5 is a right side view of the bark siding panel seen in FIG. 1. FIG. 6 is a front view of the bark siding panel seen in FIG. 1; and, FIG. 7 is a rear view of the bark siding panel seen in FIG. 1. The broken lines shown in FIGS. 1-7 are for illustrative purposes only and form no part of the claimed design.

(56) **References Cited**

U.S. PATENT DOCUMENTS

| | | | |
|--------------|--------|---------------|---------|
| D291,249 S * | 8/1987 | Manning | D25/141 |
| D620,621 S * | 7/2010 | McCurry | D25/139 |

1 Claim, 5 Drawing Sheets



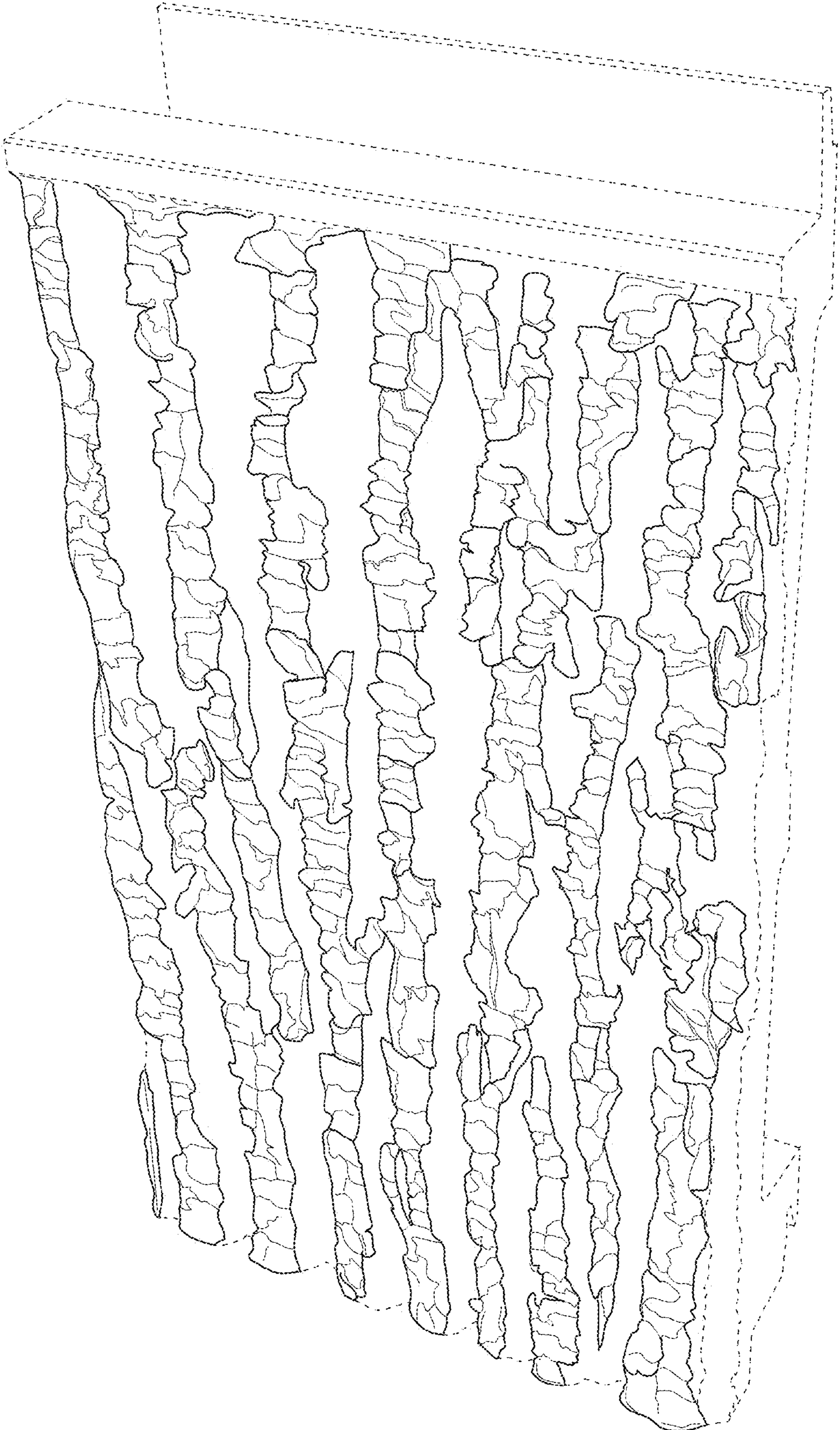


FIG. 1




FIG. 2




FIG. 3




FIG. 4




FIG. 5




FIG. 6

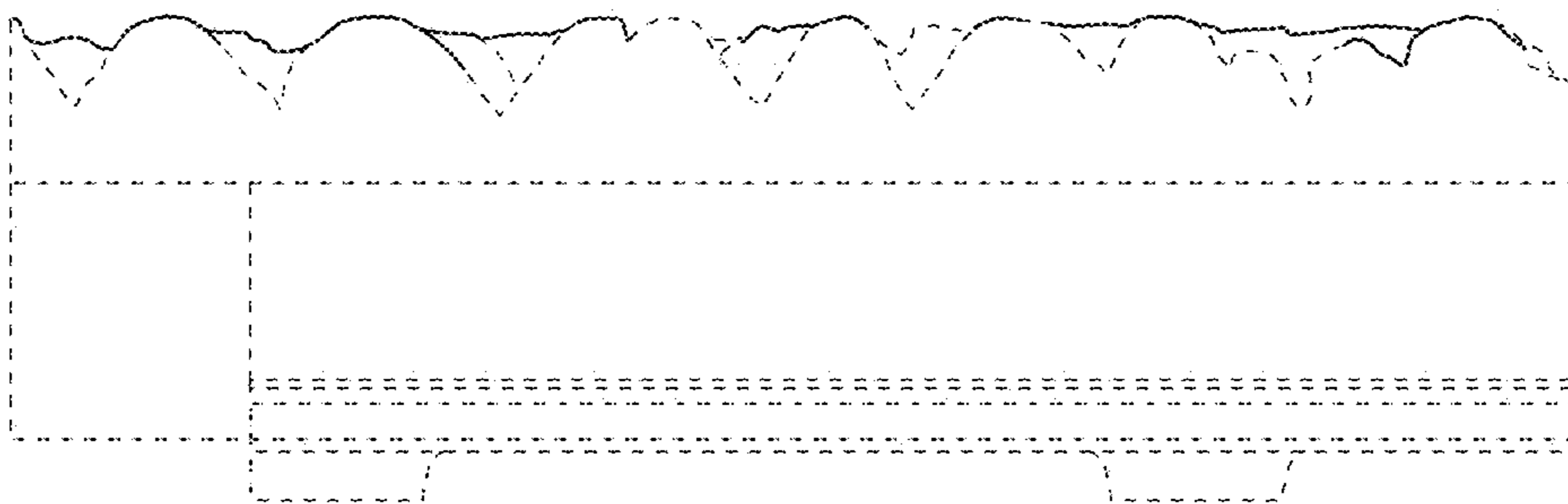


FIG. 7