



US00D921926S

(12) **United States Design Patent** (10) **Patent No.:** **US D921,926 S**
Ko (45) **Date of Patent:** **** Jun. 8, 2021**

(54) **PHONE BOOTH**
(71) Applicant: **Wen-Shan Ko**, Changhua County (TW)
(72) Inventor: **Wen-Shan Ko**, Changhua County (TW)
(**) Term: **15 Years**
(21) Appl. No.: **29/670,206**

D857,233 S * 8/2019 Zhu D25/16
D870,316 S * 12/2019 Haveri D25/16
D886,324 S * 6/2020 Haveri D25/16
D895,148 S * 9/2020 Wallinmaa D25/18
D907,798 S * 1/2021 Zhu D25/16
D908,918 S * 1/2021 Zhu D25/16
D910,205 S * 2/2021 Nakata D25/16
D910,206 S * 2/2021 Nakata D25/16
D911,552 S * 2/2021 Kitada D25/16
2020/0018060 A1* 1/2020 Watanabe E04H 1/125

(22) Filed: **Nov. 14, 2018**
(51) **LOC (13) Cl.** **25-03**
(52) **U.S. Cl.**
USPC **D25/16**
(58) **Field of Classification Search**
USPC D25/1, 3, 4, 7-11, 16, 18-21, 31-35;
D12/101-105; D6/332, 337, 640-644;
D16/215; D24/209, 210
CPC E04H 1/00-1277; E04H 1/14; E04H
2001/12
See application file for complete search history.

FOREIGN PATENT DOCUMENTS

CN 301942559 * 5/2012
CN 304941894 * 12/2018
EM 005403011-0001 * 7/2018
KR 300964052.0000 * 7/2018

* cited by examiner

Primary Examiner — Brett Miller
(74) *Attorney, Agent, or Firm* — Muncy, Geissler, Olds & Lowe, P.C.

(57) **CLAIM**
The ornamental design for a phone booth, as shown.

(56) **References Cited**

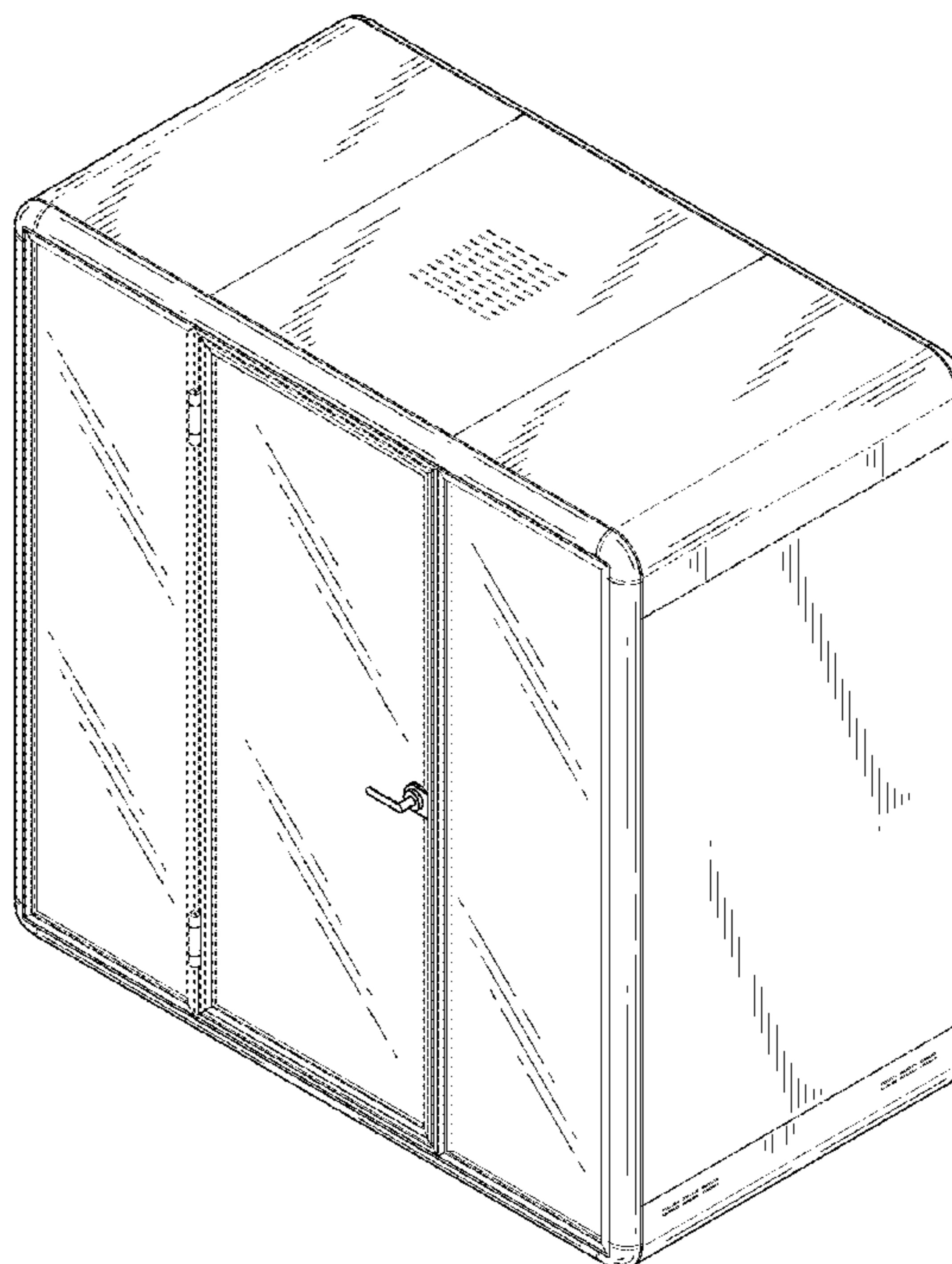
U.S. PATENT DOCUMENTS

D229,828 S * 1/1974 Hinkley D25/16
D549,837 S * 8/2007 Travis D25/33
D641,090 S * 7/2011 Clark D25/16
D732,691 S * 6/2015 Hallfors D25/16
D764,667 S * 8/2016 Shiue D24/158
D768,874 S * 10/2016 Walter D25/16
D787,704 S * 5/2017 Walter D25/16
D788,318 S * 5/2017 Jennings D25/16
D789,551 S * 6/2017 Mayer D25/16
D809,808 S * 2/2018 Sarkkinen D6/337
D811,669 S * 2/2018 Wills D30/199
D844,810 S * 4/2019 Hallfors D25/16
D856,529 S * 8/2019 Mikolajczyk D25/16

DESCRIPTION

FIG. 1 is a perspective view of a phone booth showing my new design;
FIG. 2 is a front view thereof;
FIG. 3 is a rear view thereof;
FIG. 4 is a left side view thereof;
FIG. 5 is a right side view thereof;
FIG. 6 is a top view thereof; and,
FIG. 7 is a bottom view thereof.
The broken lines depict portions of the phone booth that form no part of the claimed design.

1 Claim, 6 Drawing Sheets



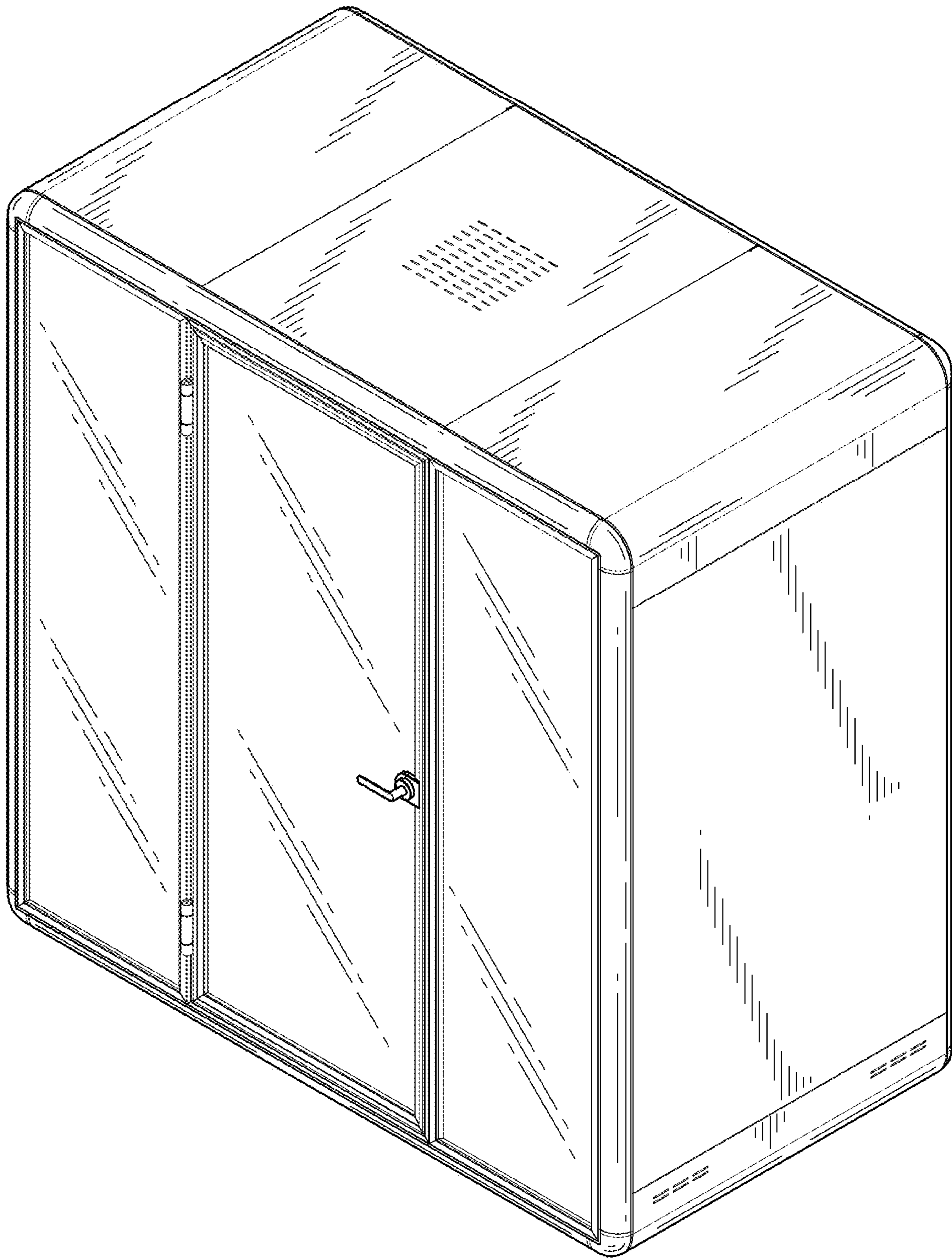


FIG. 1

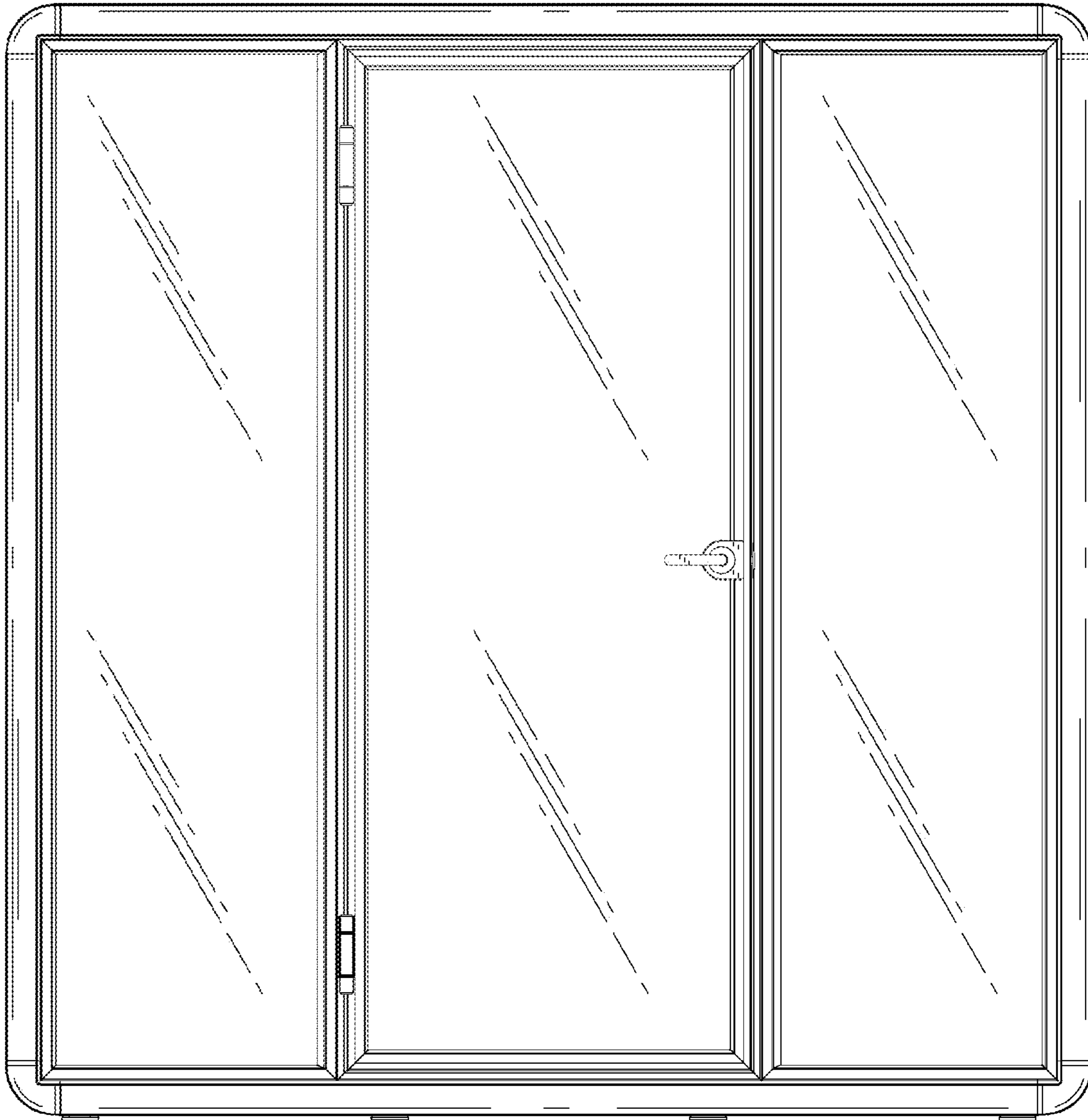


FIG. 2




FIG. 3

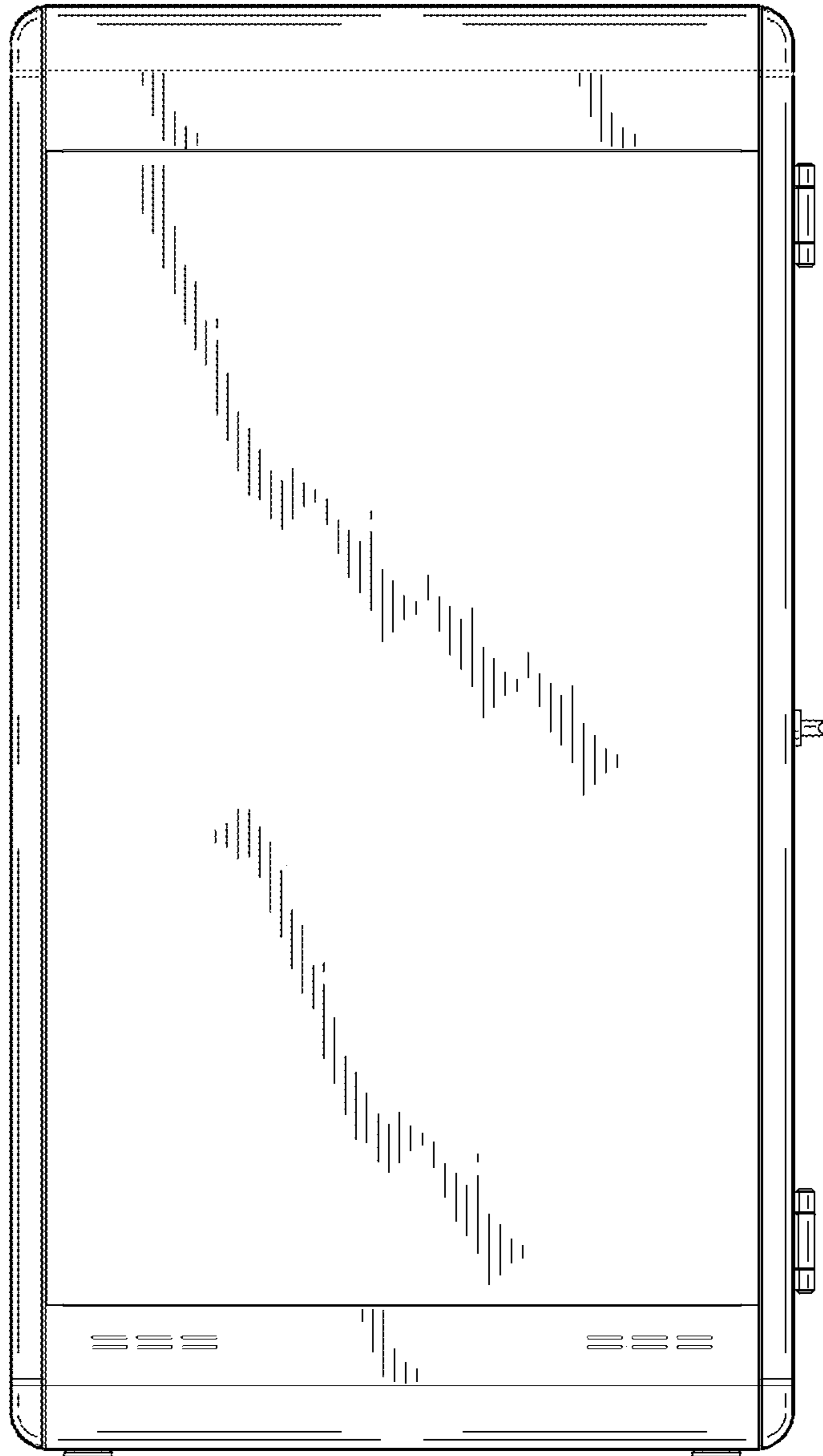


FIG. 4

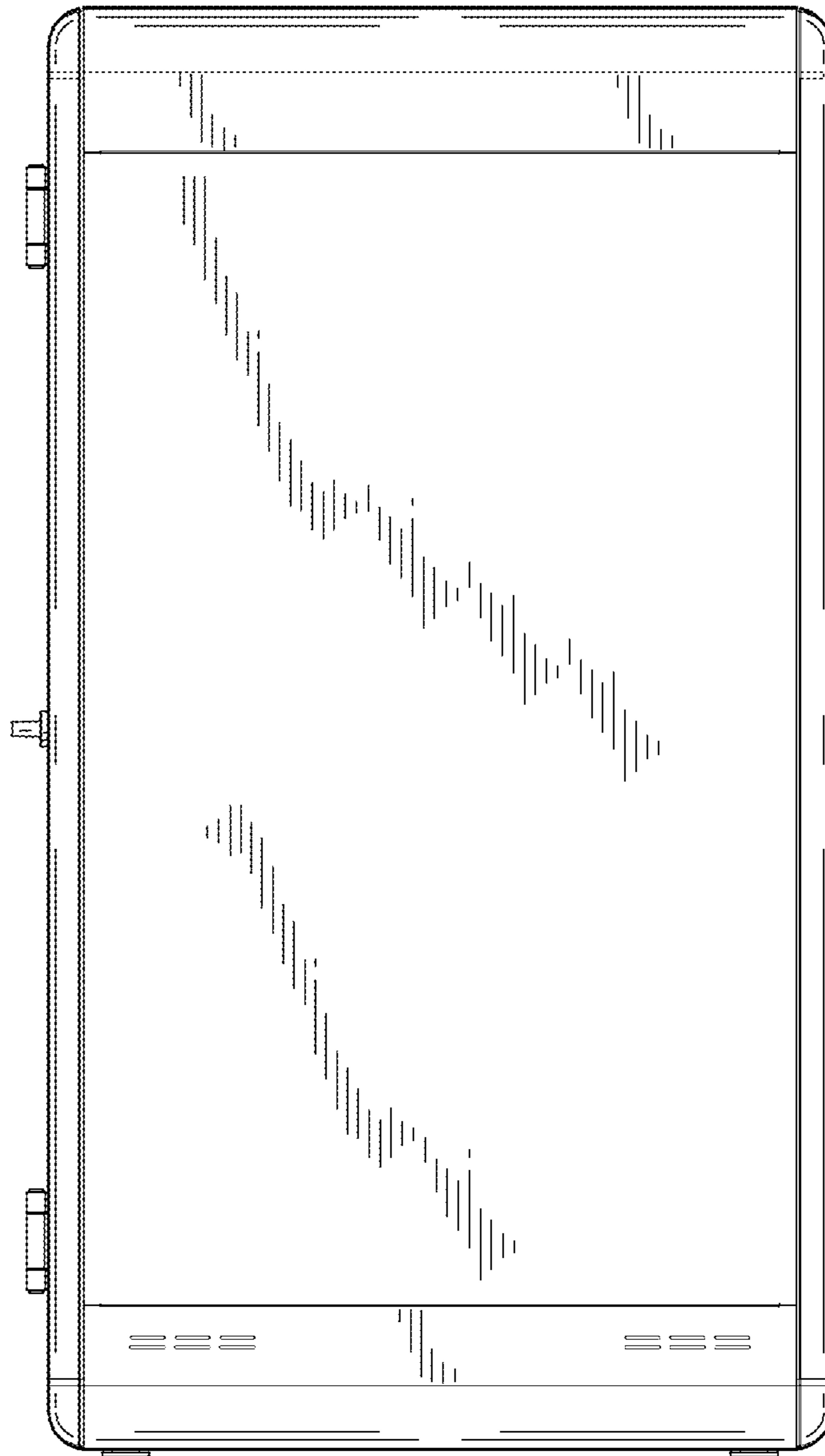


FIG. 5

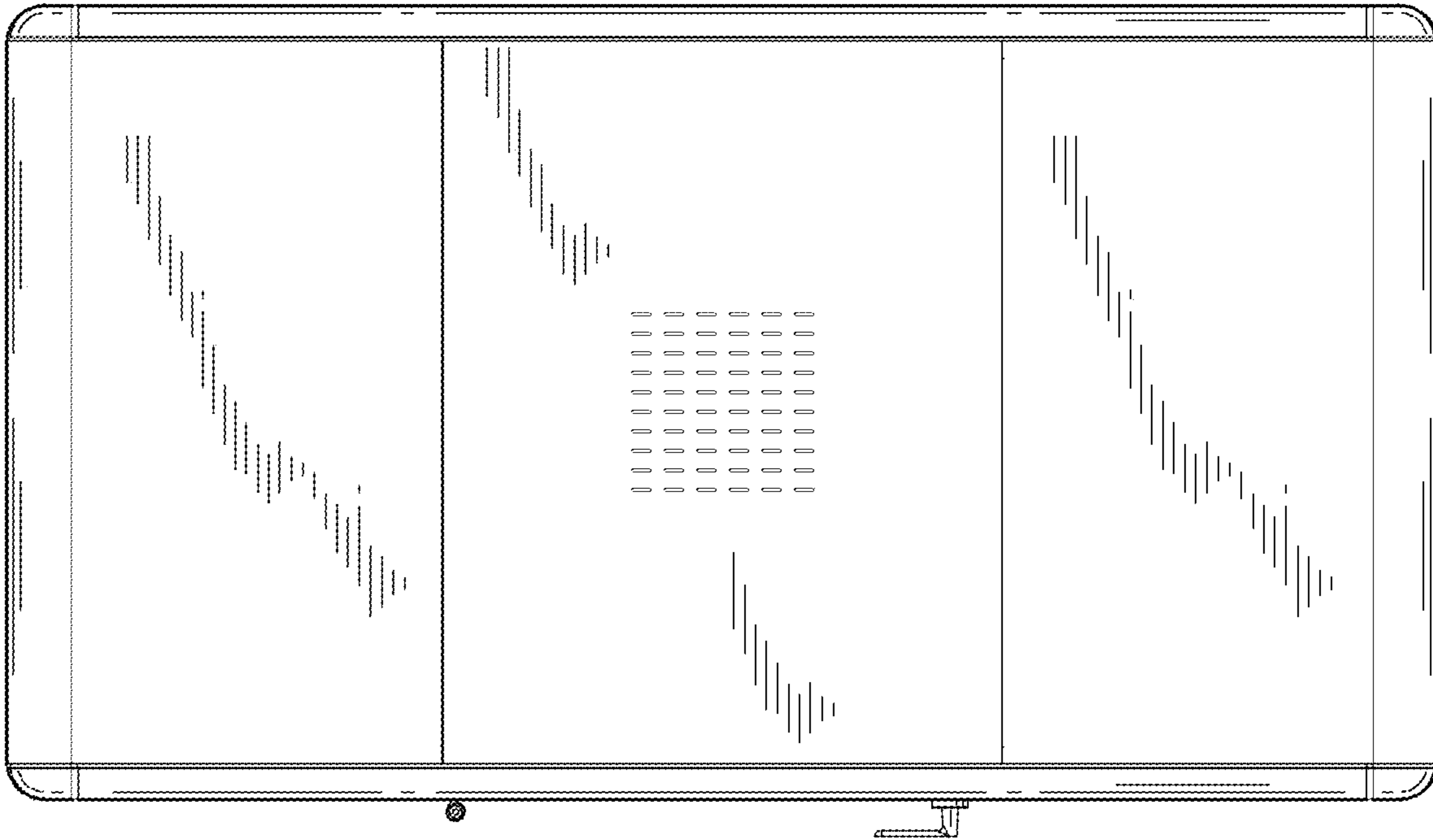


FIG. 6

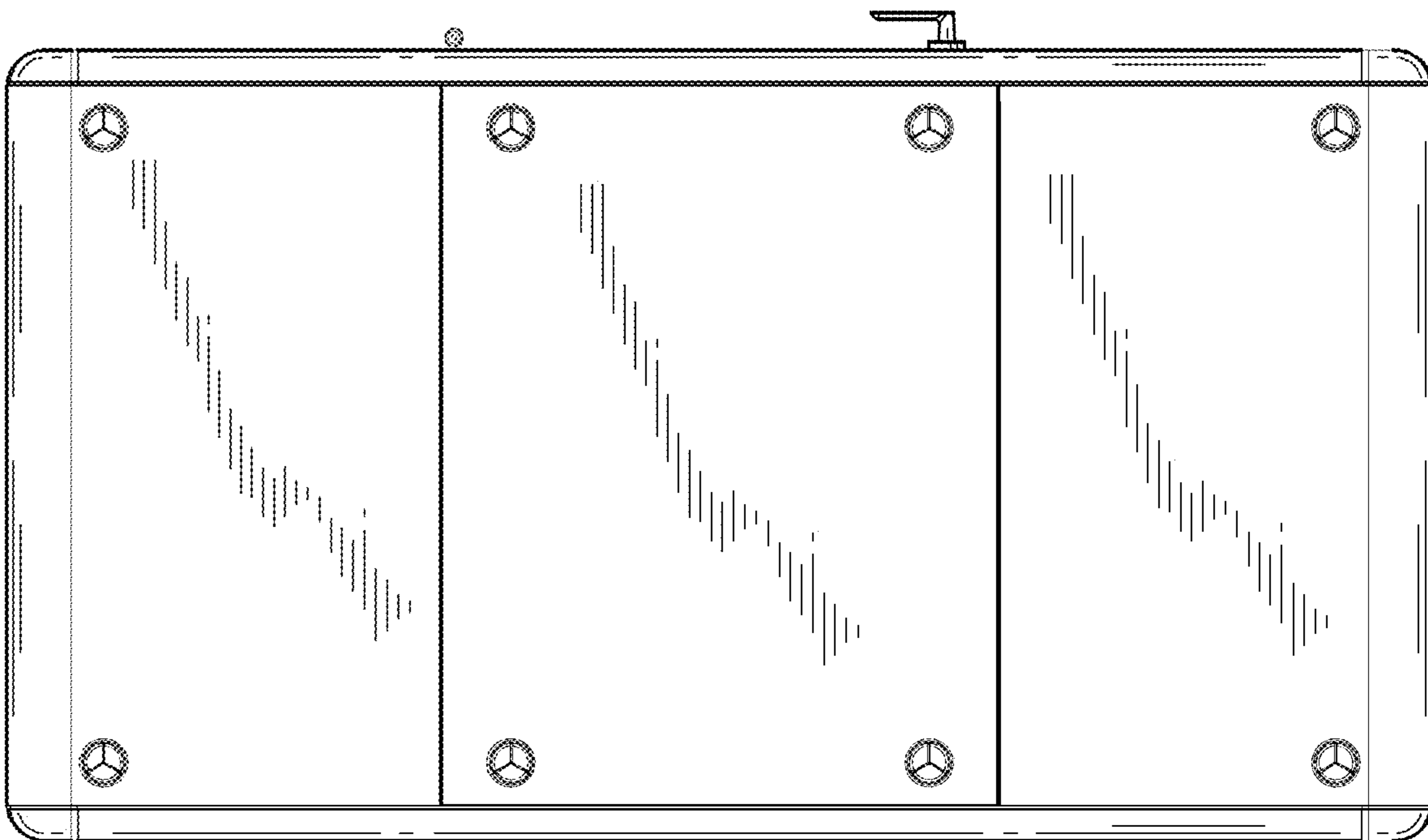


FIG. 7