



US00D921913S

(12) **United States Design Patent** (10) **Patent No.:** **US D921,913 S**  
**Chen** (45) **Date of Patent:** **\*\* Jun. 8, 2021**

(54) **FOOT MASSAGE APPARATUS**  
(71) Applicant: **Xuejun Chen**, Zhejiang (CN)  
(72) Inventor: **Xuejun Chen**, Zhejiang (CN)  
(\*\*) Term: **15 Years**  
(21) Appl. No.: **29/722,837**  
(22) Filed: **Feb. 1, 2020**  
(51) **LOC (13) Cl.** ..... **28-03**  
(52) **U.S. Cl.**  
USPC ..... **D24/213**  
(58) **Field of Classification Search**  
USPC ..... D24/200, 203, 205, 211, 212, 213, 214,  
D24/215  
CPC ..... A61H 2205/12; A61H 2201/164; A61H  
2205/125; A61H 35/00; A61H 1/0266  
See application file for complete search history.

D435,111 S \* 12/2000 Kuo ..... D24/213  
D435,299 S \* 12/2000 Chou ..... D24/213  
D443,064 S \* 5/2001 Persson ..... D24/188  
(Continued)

**OTHER PUBLICATIONS**

Orbit.com, "The Foot Massage Apparatus". Application No. 201830117906. Publish date Nov. 6, 2018. Shown on p. 1. (Year: 2018).\*

(Continued)

*Primary Examiner* — Cynthia Ramirez  
*Assistant Examiner* — Michael A Maharajh  
(74) *Attorney, Agent, or Firm* — Houtteman Law LLC

(57) **CLAIM**

The ornamental design for a foot massage apparatus, as shown and described.

**DESCRIPTION**

The patent or application file contains at least one drawing executed in color. Copies of this patent or patent application publication with color drawing(s) will be provided by the Office upon request and payment of the necessary fee.  
FIG. 1 is a perspective view of a foot massage apparatus showing my new design;  
FIG. 2 is a front view of the foot massage apparatus shown in FIG. 1;  
FIG. 3 is a bottom view of the foot massage apparatus shown in FIG. 1;  
FIG. 4 is a top view of the foot massage apparatus shown in FIG. 1;  
FIG. 5 is a right side view of the foot massage apparatus shown in FIG. 1;  
FIG. 6 is a left side view of the foot massage apparatus shown in FIG. 1; and,  
FIG. 7 is a rear view of the foot massage apparatus shown in FIG. 1.

**1 Claim, 7 Drawing Sheets**  
**(7 of 7 Drawing Sheet(s) Filed in Color)**

(56) **References Cited**  
U.S. PATENT DOCUMENTS

D186,488 S *	10/1959	Madl	.....	D24/212
D269,376 S *	6/1983	Nakao	.....	D24/211
D269,636 S *	7/1983	MacGregor	.....	D24/211
D280,934 S *	10/1985	MacGregor	.....	D24/211
D305,563 S *	1/1990	Yamasaki	.....	D24/215
D349,772 S *	8/1994	Yamasaki	.....	D24/215
D351,027 S *	9/1994	Chen	.....	D24/200
D352,555 S *	11/1994	Hsieh	.....	D24/200
D363,556 S *	10/1995	Katsunuma	.....	D24/213
D367,931 S *	3/1996	Shimizu	.....	D24/212
D391,366 S *	2/1998	Prehodka, V	.....	D24/212
D408,926 S *	4/1999	Hashimoto	.....	D24/215
D411,304 S *	6/1999	Yang	.....	D24/212
D417,285 S *	11/1999	Moon	.....	D24/212
D419,683 S *	1/2000	Miyake	.....	D24/213
D420,450 S *	2/2000	Anthony	.....	D24/212
D430,937 S *	9/2000	Noble	.....	D24/213
D432,242 S *	10/2000	Lie	.....	D24/212



(56)

References Cited

U.S. PATENT DOCUMENTS

D473,316 S \* 4/2003 Chou ..... D24/213  
D487,516 S \* 3/2004 Lie ..... D24/213  
D511,213 S \* 11/2005 Hasegawa ..... D24/200  
D523,560 S \* 6/2006 Tsai ..... D24/212  
D542,927 S \* 5/2007 Harris ..... D24/212  
D545,975 S \* 7/2007 Bell ..... D24/211  
7,354,393 B2 \* 4/2008 Ardizzone ..... A61N 2/12  
600/9  
D596,750 S \* 7/2009 Lev ..... D24/212  
D613,871 S \* 4/2010 Choi ..... D24/215  
D625,021 S \* 10/2010 Stoddard ..... D24/212  
D739,544 S \* 9/2015 Xia ..... D24/215  
D750,795 S \* 3/2016 Cao ..... D24/212  
D794,209 S \* 8/2017 Hsieh ..... D24/200  
D814,827 S \* 4/2018 Lu ..... D6/592  
D898,932 S \* 10/2020 Chen ..... D24/212  
2006/0211960 A1 \* 9/2006 Kries ..... 601/57  
2007/0267020 A1 \* 11/2007 Harris ..... A61H 23/00  
128/205.24  
2017/0119624 A1 \* 5/2017 Kim ..... A47C 20/021  
2018/0104095 A1 \* 4/2018 Kamat ..... A61H 15/02  
2019/0209423 A1 \* 7/2019 Mercenari Uribe ... A63B 22/14

OTHER PUBLICATIONS

Orbit.com, "Foot Massage Apparatus". Application No. 201530188301.  
Publish date Nov. 11, 2015. Shown on p. 1. (Year: 2015).\*

\* cited by examiner






FIG. 1




FIG. 2






FIG. 3






FIG. 4



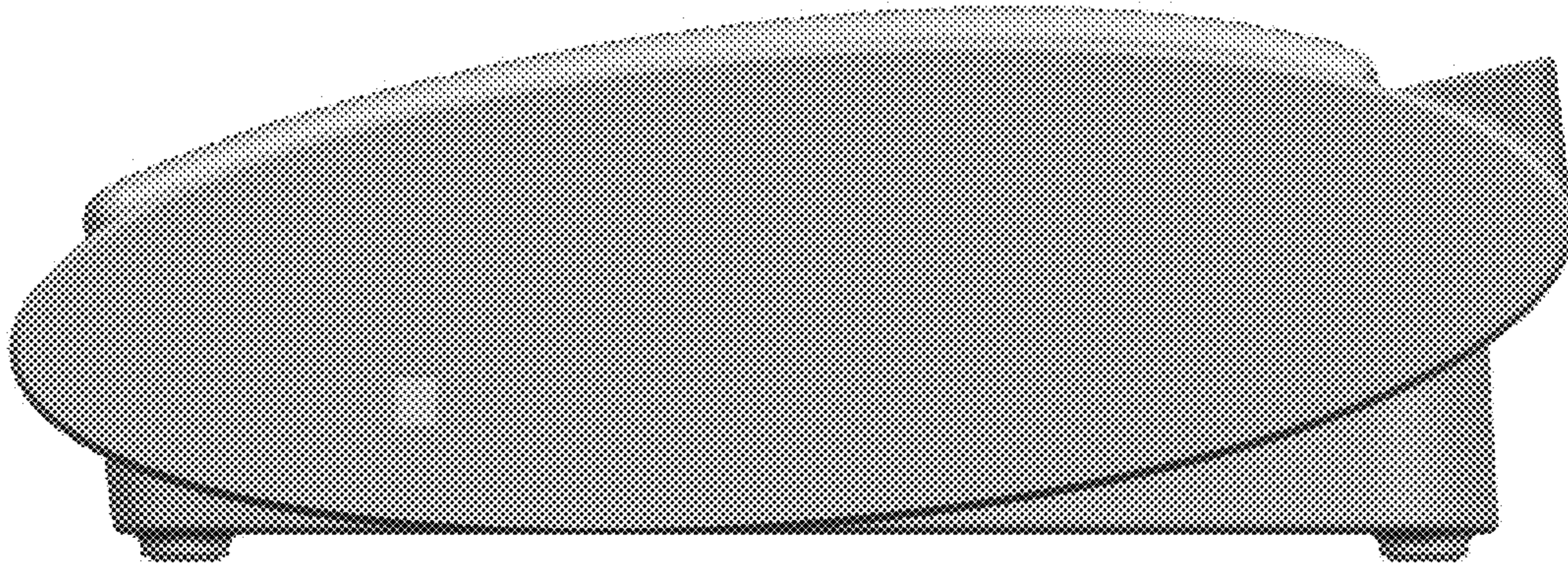


FIG. 5

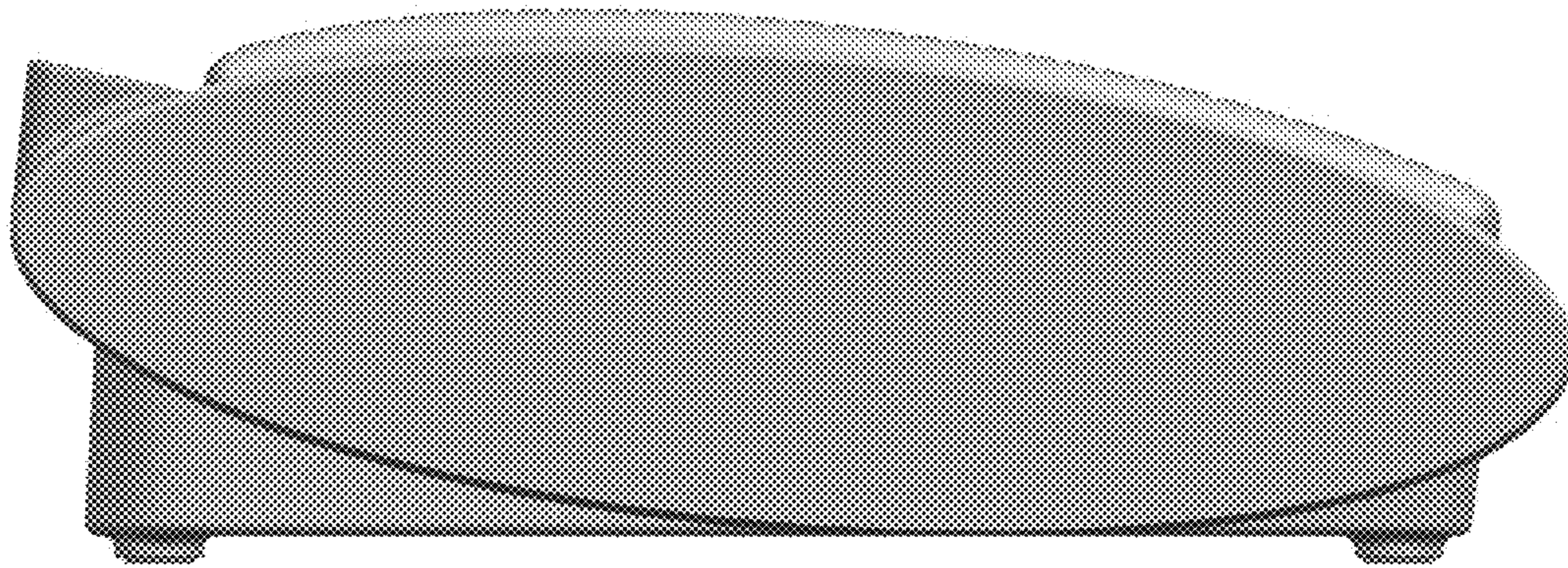


FIG. 6






FIG. 7