



US00D921897S

(12) **United States Design Patent** (10) **Patent No.:** **US D921,897 S**
Chi (45) **Date of Patent:** **** Jun. 8, 2021**

(54) **ACUPUNCTURE NEEDLE** 4,950,279 A * 8/1990 Chang A61H 39/08
606/189
(71) Applicant: **Tom Chi**, South Fallsburg, NY (US) D313,499 S * 1/1991 Pollock D3/28
D319,168 S * 8/1991 Kosegi D8/14
(72) Inventor: **Tom Chi**, South Fallsburg, NY (US) D363,420 S * 10/1995 Warner D8/61
5,624,460 A * 4/1997 Yoo A61H 39/08
606/181
(**) Term: **15 Years** D434,216 S * 11/2000 Collingham A61H 39/086
D3/28
(21) Appl. No.: **29/696,954** D459,429 S * 6/2002 Shelton A61H 39/00
D22/134
(22) Filed: **Jul. 2, 2019** 6,423,014 B1 * 7/2002 Churchill A61H 39/002
600/587

(51) **LOC (13) Cl.** **24-02**

(52) **U.S. Cl.**
USPC **D24/147**; D24/133; D24/146

(58) **Field of Classification Search**
USPC D24/112, 113, 130, 133, 134, 135, 138,
D24/144, 145, 146, 147, 148, 143, 170,
D24/127, 140; D19/174, 199; D28/7;
D3/18, 28; D11/206, 207; D8/388, 391,
D8/393, 382, 385, 387, 349
CPC A61M 37/00; A61M 37/0076; A61M
37/0084; A61M 37/0015; A61M 37/0092;
A61M 5/2466; A61M 5/46; A61M 5/48;
A61M 5/482; A61M 2037/0007; A61B
17/06; B21G 1/00; D04B 3/00; D04B
3/02; D04B 33/00; D04B 35/02; D04D
11/00; D05B 85/00; A61H 39/00; A61H
39/04; A61H 39/086

See application file for complete search history.

(56) **References Cited**

U.S. PATENT DOCUMENTS

3,856,019 A * 12/1974 Waller A61H 39/08
606/189
3,875,944 A * 4/1975 Toyama A61H 39/06
606/189
D241,276 S * 8/1976 Crocker A61H 39/08
D24/147
4,386,506 A * 6/1983 Stump A44C 7/00
29/896.41
D298,698 S * 11/1988 Okada A61H 39/00
D3/28

(Continued)

FOREIGN PATENT DOCUMENTS

CN 304281048 * 9/2017

Primary Examiner — T Chase Nelson

Assistant Examiner — Kelly L Gross

(74) *Attorney, Agent, or Firm* — Edwin D. Schindler

(57) **CLAIM**

The ornamental design for an acupuncture needle, as shown and described.

DESCRIPTION

FIG. 1 is a front elevation of the acupuncture needle of the present design;

FIG. 2 is a rear elevation view of the acupuncture needle of the design of FIG. 1;

FIG. 3 is a left side elevation view of the acupuncture needle of the design of FIG. 1;

FIG. 4 is a right side elevation view of the acupuncture needle of the design of FIG. 1;

FIG. 5 is an enlarged top plan view of the acupuncture needle of the design of FIG. 1; and,

FIG. 6 is an enlarged bottom plan view of the acupuncture needle of the design of FIG. 1.

1 Claim, 6 Drawing Sheets



(56)

References Cited

U.S. PATENT DOCUMENTS

D464,394 S *	10/2002	Fielder	A61H 39/086	D851,907 S *	6/2019	Hiza	D3/28
				D22/149	D860,633 S *	9/2019	Schaumann	D3/28
D518,122 S *	3/2006	Reilly	A61M 25/0631	D867,865 S *	11/2019	Ryan	D8/382
				D21/679	2003/0225431 A1 *	12/2003	Yoo	A61H 39/00
D524,903 S *	7/2006	Ekker	A61B 10/0275					606/189
				D22/134	2005/0027315 A1 *	2/2005	Plateroti	A61H 39/00
D526,061 S *	8/2006	Nam	D24/146					606/204
D545,562 S *	7/2007	Feller	D3/28	2005/0070948 A1 *	3/2005	Kirsteins	A61H 39/00
D581,534 S *	11/2008	Dong	D24/133					606/189
D642,552 S *	8/2011	Schultz	D14/147	2005/0154429 A1 *	7/2005	Huang	A61H 39/00
8,172,773 B2 *	5/2012	Heske	A61B 10/0275					607/96
				600/567	2005/0267507 A1 *	12/2005	Kao	A61H 39/08
8,226,540 B1 *	7/2012	Chi	A61H 39/086					606/189
				600/9	2006/0149303 A1 *	7/2006	Huang	A61H 39/08
D679,540 S *	4/2013	Eaton	D7/387					606/189
D705,499 S *	5/2014	Zamarripa	A61H 39/08	2009/0093834 A1 *	4/2009	Sirh	A61H 39/08
				D30/124					606/189
D741,480 S *	10/2015	Chavan	A61H 39/002	2009/0187205 A1 *	7/2009	Shi	A61H 39/086
				D24/145					606/189
D754,863 S *	4/2016	Shionoya	A61B 17/34	2010/0106135 A1 *	4/2010	Radmand	A61M 25/0631
				D24/190					604/508
9,782,325 B1 *	10/2017	Markey	A61H 39/08	2014/0066975 A1 *	3/2014	Yoo	A61B 17/34
D812,305 S *	3/2018	Palmby	A61H 39/08					606/204
				D28/65	2017/0071825 A1 *	3/2017	Li	A61H 39/086
10,213,363 B2 *	2/2019	Ding	A61H 39/086	2018/0000466 A1 *	1/2018	Park	A61B 10/0233
D847,568 S *	5/2019	Hartnett	D7/505	2018/0055730 A1 *	3/2018	Ding	A61H 39/002
					2018/0296436 A1 *	10/2018	Fu	A61H 39/08
					2019/0381251 A1 *	12/2019	Mosebach	A61M 5/3202
					2021/0000688 A1 *	1/2021	Yang	A61H 39/086

* cited by examiner




FIG. 1

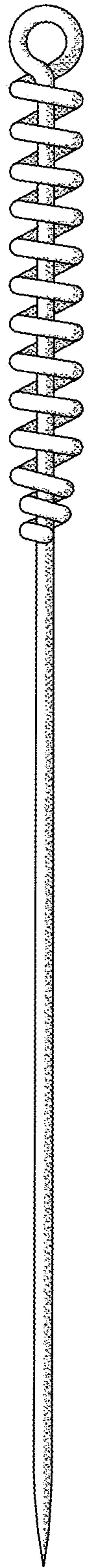


FIG. 2




FIG. 3

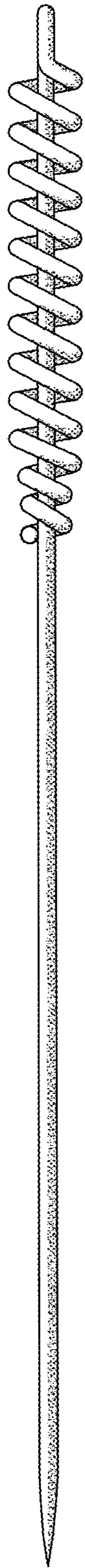


FIG. 4

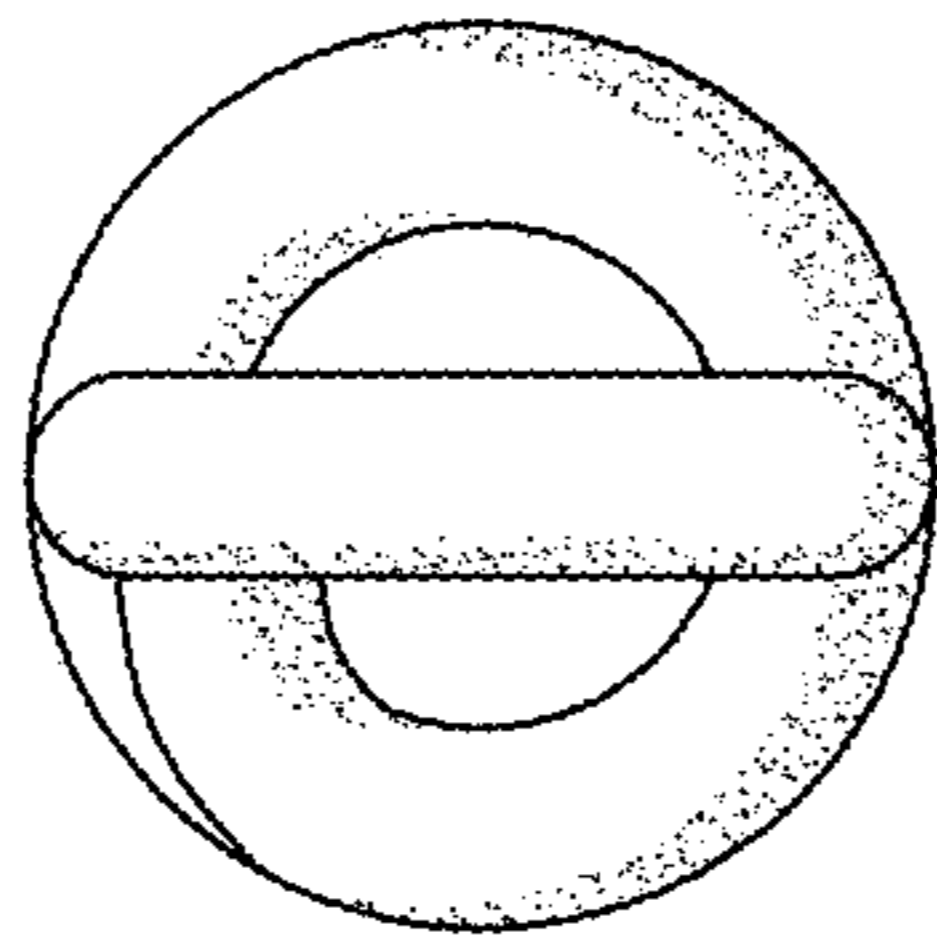


FIG. 5




FIG. 6