



US00D921895S

(12) **United States Design Patent** (10) **Patent No.:** **US D921,895 S**  
**Muhlenkamp et al.** (45) **Date of Patent:** **\*\* Jun. 8, 2021**

(54) **ESOPHAGUS SIZING INSTRUMENT**

(71) Applicant: **Ethicon LLC**, Guaynabo, PR (US)

(72) Inventors: **Tylor C. Muhlenkamp**, Cincinnati, OH (US); **Kevin M. Fiebig**, Cincinnati, OH (US); **David K. Norvell**, Monroe, OH (US); **John V. Hunt**, Cincinnati, OH (US)

(73) Assignee: **Cilag GmbH International**, Zug (CH)

(\*\*) Term: **15 Years**

(21) Appl. No.: **29/697,469**

(22) Filed: **Jul. 9, 2019**

(51) **LOC (13) Cl.** ..... **24-02**

(52) **U.S. Cl.**  
USPC ..... **D24/140**

(58) **Field of Classification Search**  
USPC ..... D24/140, 133, 137, 138  
CPC ..... A61F 2/04; A61B 90/06; A61B 5/1076;  
A61B 2018/00553  
See application file for complete search history.

(56) **References Cited**

**U.S. PATENT DOCUMENTS**

D389,573 S *	1/1998	Harman	.....	D24/133
D392,040 S *	3/1998	Harman	.....	D24/133
7,175,589 B2	2/2007	Deem et al.		
7,695,427 B2	4/2010	Kugler et al.		
8,070,670 B2	12/2011	Deem et al.		
8,734,475 B2	5/2014	Ekvall et al.		
D748,257 S *	1/2016	Franklin	.....	D24/140
D827,134 S *	8/2018	Matsumura	.....	D24/140
D846,122 S *	4/2019	Pintor	.....	D24/140
D856,513 S *	8/2019	Taylor	.....	D24/133
D857,195 S *	8/2019	Taylor	.....	D24/133
2006/0211953 A1 *	9/2006	Zannis	.....	A61B 90/06 600/587

2019/0029689 A1	1/2019	Shelton, IV et al.		
2019/0269436 A1 *	9/2019	Flakne	.....	A61B 90/06
2020/0188079 A1 *	6/2020	Fiebig	.....	A61B 90/06
2020/0188080 A1 *	6/2020	Fiebig	.....	A61B 17/12099
2020/0197015 A1 *	6/2020	Shelton, IV	.....	A61B 90/02
2020/0197154 A1 *	6/2020	Shelton, IV	.....	A61B 17/12099

**FOREIGN PATENT DOCUMENTS**

GB 6080612 \* 1/2020

**OTHER PUBLICATIONS**

U.S. Appl. No. 16/506,018, entitled "Esophagus Sizing Instrument," filed Jul. 9, 2019.

\* cited by examiner

*Primary Examiner* — Bridget L Eland

(74) *Attorney, Agent, or Firm* — Frost Brown Todd LLC

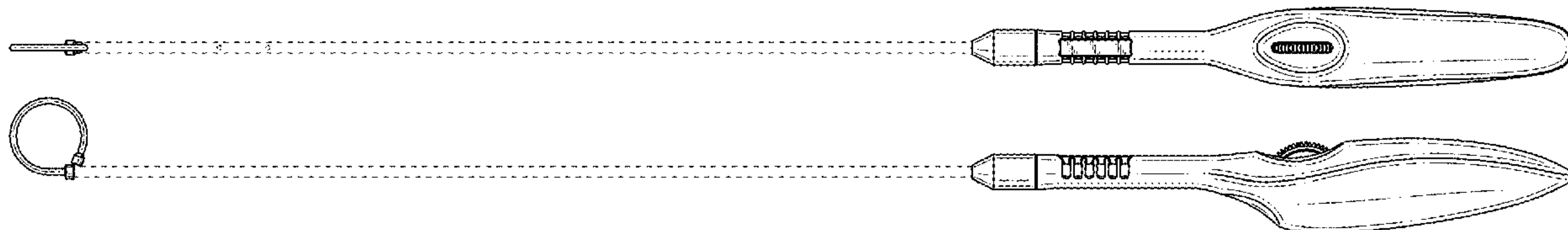
(57) **CLAIM**

The ornamental design for an esophagus sizing instrument, as shown and described.

**DESCRIPTION**

FIG. 1 is a top perspective view of an esophagus sizing instrument, showing our new design; FIG. 2 is a top plan view thereof; FIG. 3 is a left side elevational view thereof (the right side elevational view being a mirror image of the left side elevational view shown in FIG. 3); FIG. 4 is a bottom plan view thereof; FIG. 5 is a front elevational view thereof; and, FIG. 6 is a back elevational view thereof. The shaft shown in broken lines is unclaimed environment and forms no part of the claimed design.

**1 Claim, 3 Drawing Sheets**



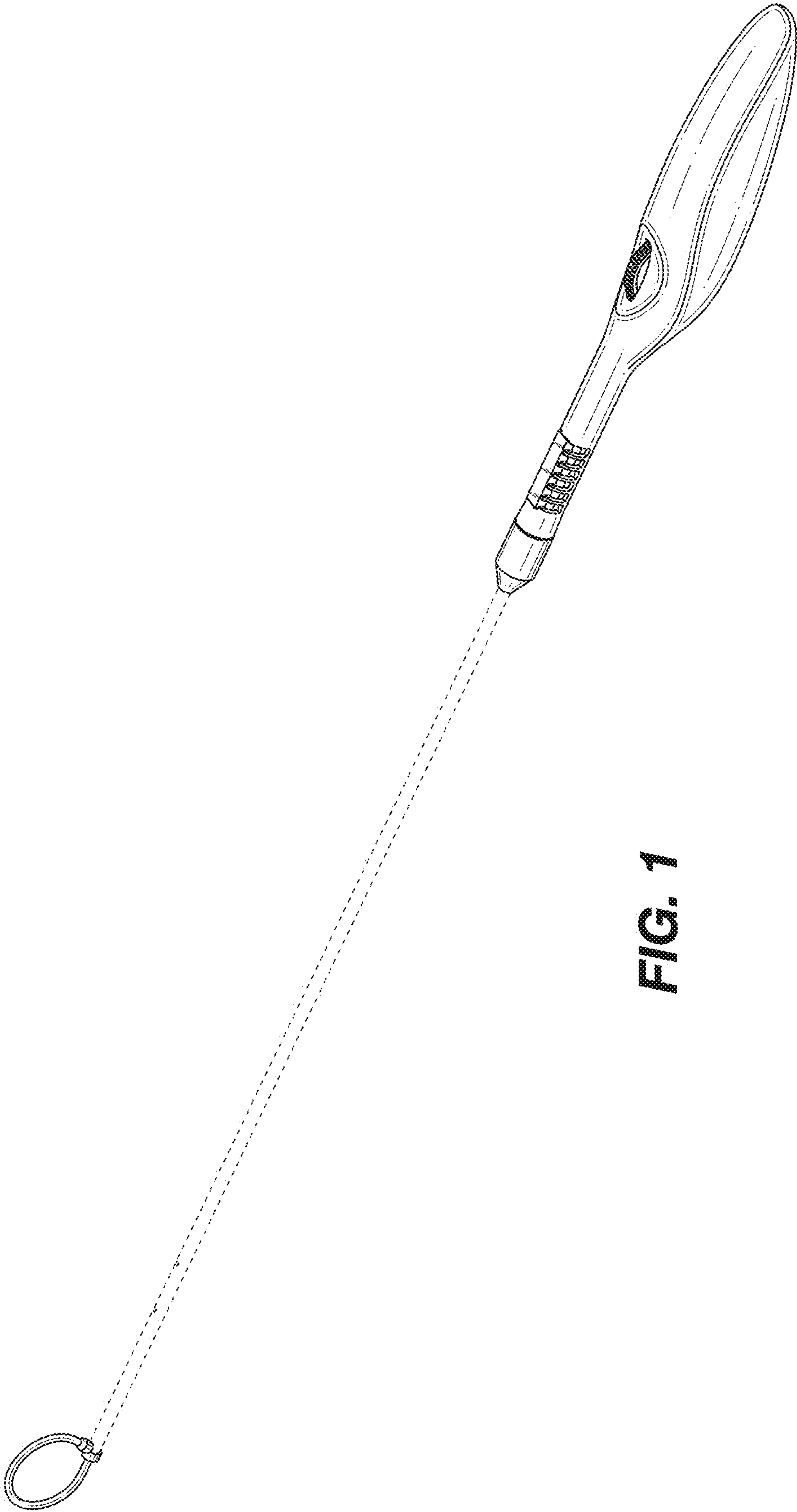
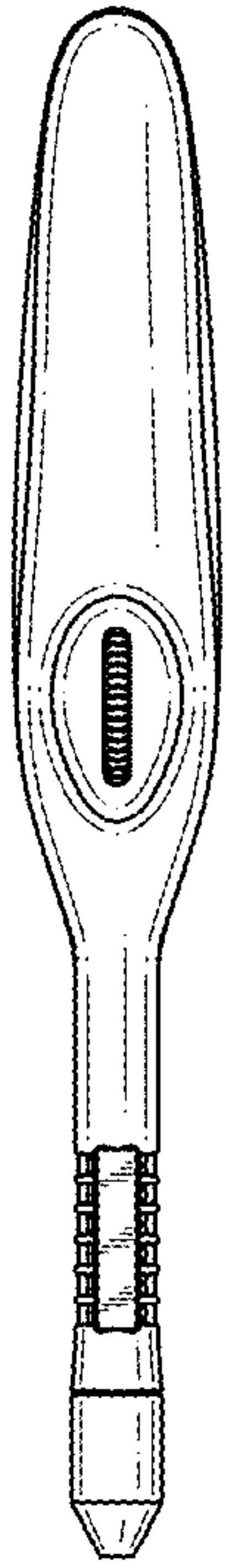
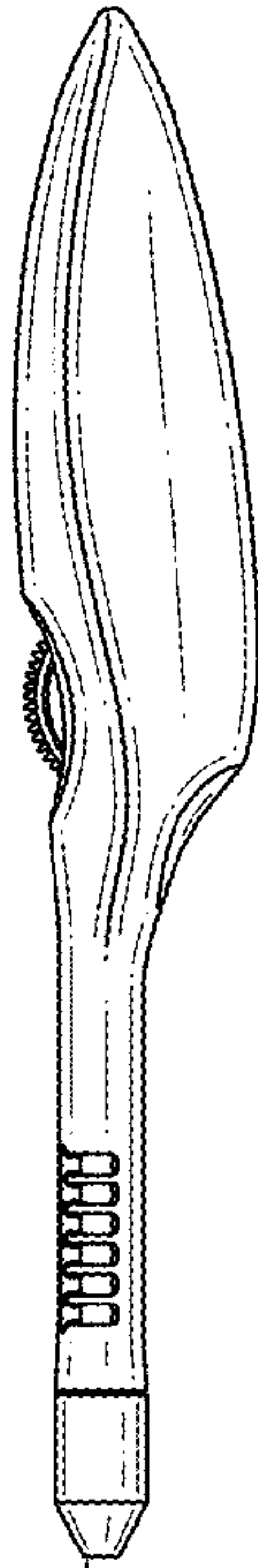


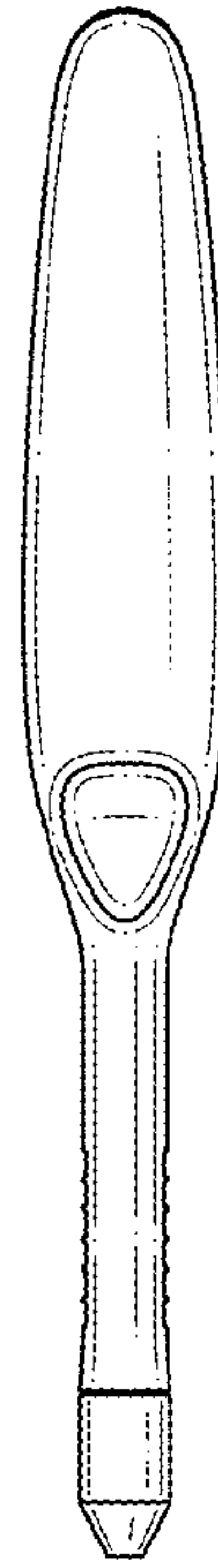
FIG. 1



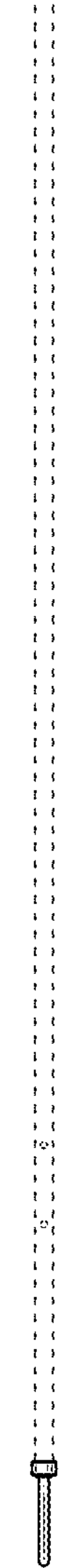

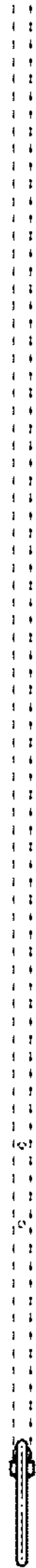
**FIG. 2**

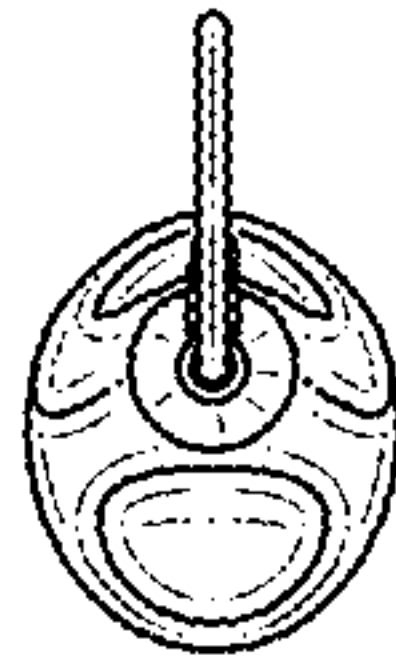


**FIG. 3**

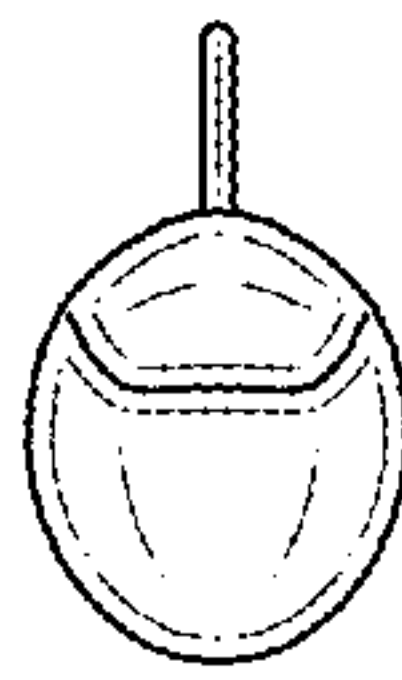


**FIG. 4**





**FIG. 5**



**FIG. 6**