



US00D921867S

(12) **United States Design Patent**
Yun et al.

(10) **Patent No.:** **US D921,867 S**

(45) **Date of Patent:** **** Jun. 8, 2021**

(54) **AIR PURIFIER**

(71) Applicant: **SAMSUNG ELECTRONICS CO., LTD.**, Suwon-si (KR)

(72) Inventors: **Deok-Sang Yun**, Suwon-si (KR); **Jae-Ho Jang**, Suwon-si (KR); **Dah-We Park**, Suwon-si (KR); **Gi-Hoon Ko**, Suwon-si (KR)

(73) Assignee: **SAMSUNG ELECTRONICS CO., LTD.**, Gyeonggi-Do (KR)

(**) Term: **15 Years**

(21) Appl. No.: **29/724,361**

(22) Filed: **Feb. 14, 2020**

(30) **Foreign Application Priority Data**

Sep. 3, 2019 (KR) 30-2019-0042407

(51) **LOC (13) Cl.** **23-04**

(52) **U.S. Cl.**
USPC **D23/364**

(58) **Field of Classification Search**
USPC D23/355–366, 352, 369, 332, 333, 335, D23/336, 342, 351; 422/120, 122; 55/356, 473, 504; 96/97; 261/DIG. 17, 261/DIG. 65, DIG. 88, DIG. 31
CPC .. A61L 9/16; A61L 9/22; B01D 47/00; B01D 47/027; B01D 2221/02; B01D 2259/4508; B03C 3/155; B03C 3/368; F24F 3/16; F24F 13/20; F24F 13/28
See application file for complete search history.

(56) **References Cited**

U.S. PATENT DOCUMENTS

D575,860 S * 8/2008 Wu D23/366
D844,765 S * 4/2019 Zhang D23/364

D847,324 S * 4/2019 Zuo D23/366
D869,627 S * 12/2019 Gobber D23/366
D873,402 S * 1/2020 Brandenburg D23/366
D882,747 S * 4/2020 Li D23/366
D883,455 S * 5/2020 Lu D23/335
D885,543 S * 5/2020 Wang D23/364
D888,925 S * 6/2020 Brandenburg D23/366
D889,620 S * 7/2020 Victorin D23/364
D895,096 S * 9/2020 Brandenburg D23/366
D901,661 S * 11/2020 Riegelsberger D23/364
D901,662 S * 11/2020 Takei D23/364

FOREIGN PATENT DOCUMENTS

CN 303907654 S 11/2016
CN 303998123 S 1/2017
EM 002963090-0001 2/2016
KR 300965519 S 7/2018

* cited by examiner

Primary Examiner — David G Muller

(74) *Attorney, Agent, or Firm* — Cantor Colburn LLP

(57) **CLAIM**

The ornamental design for an air purifier, as shown and described.

DESCRIPTION

FIG. 1 is a front perspective view of an air purifier, showing our new design;
FIG. 2 is a front view thereof;
FIG. 3 is a rear view thereof;
FIG. 4 is a left-side view thereof;
FIG. 5 is a right-side view thereof;
FIG. 6 is a top view thereof; and,
FIG. 7 is a bottom view thereof.
The even-dash broken lines illustrating portions of the air purifier form no part of the claimed design.

1 Claim, 7 Drawing Sheets

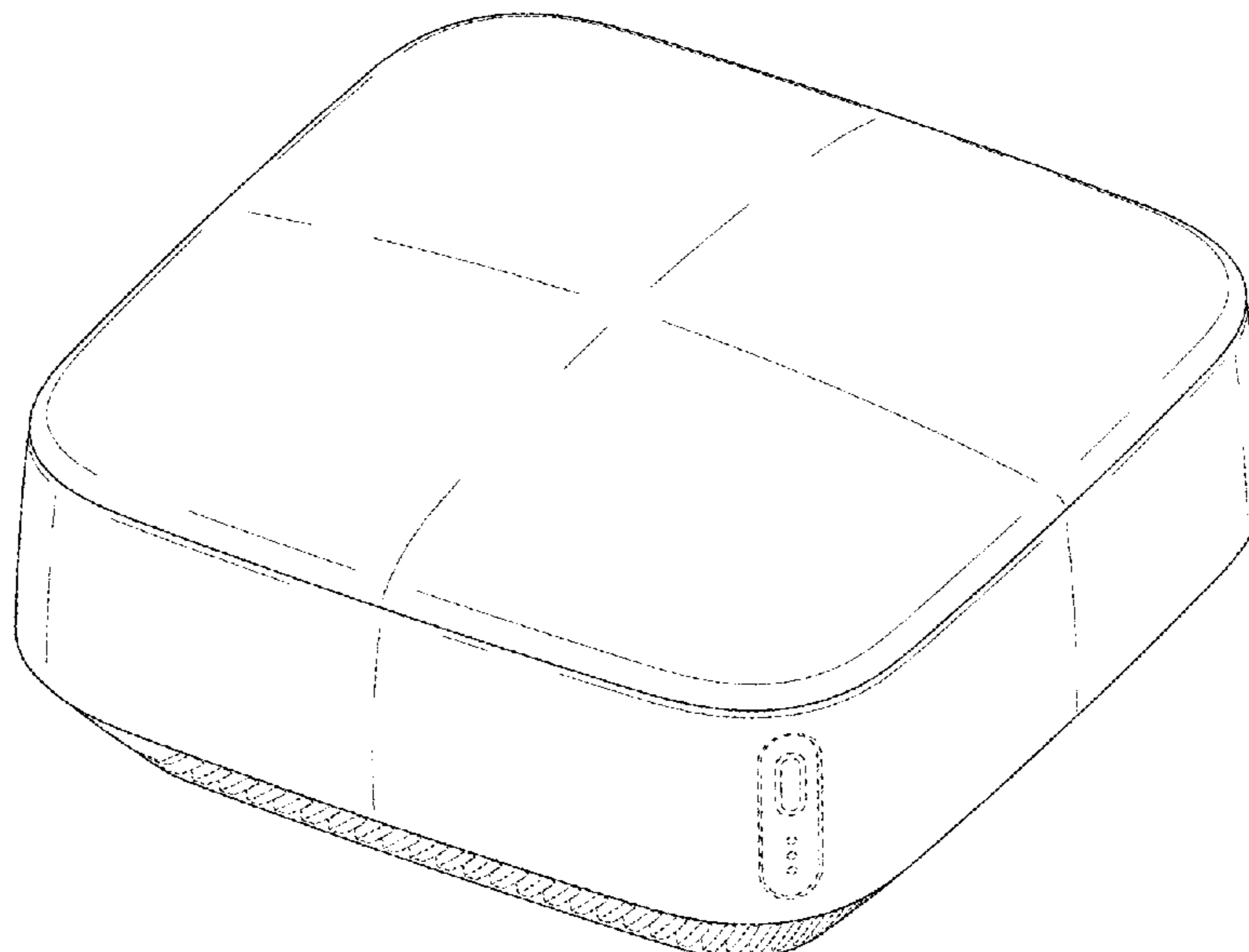


FIG. 1

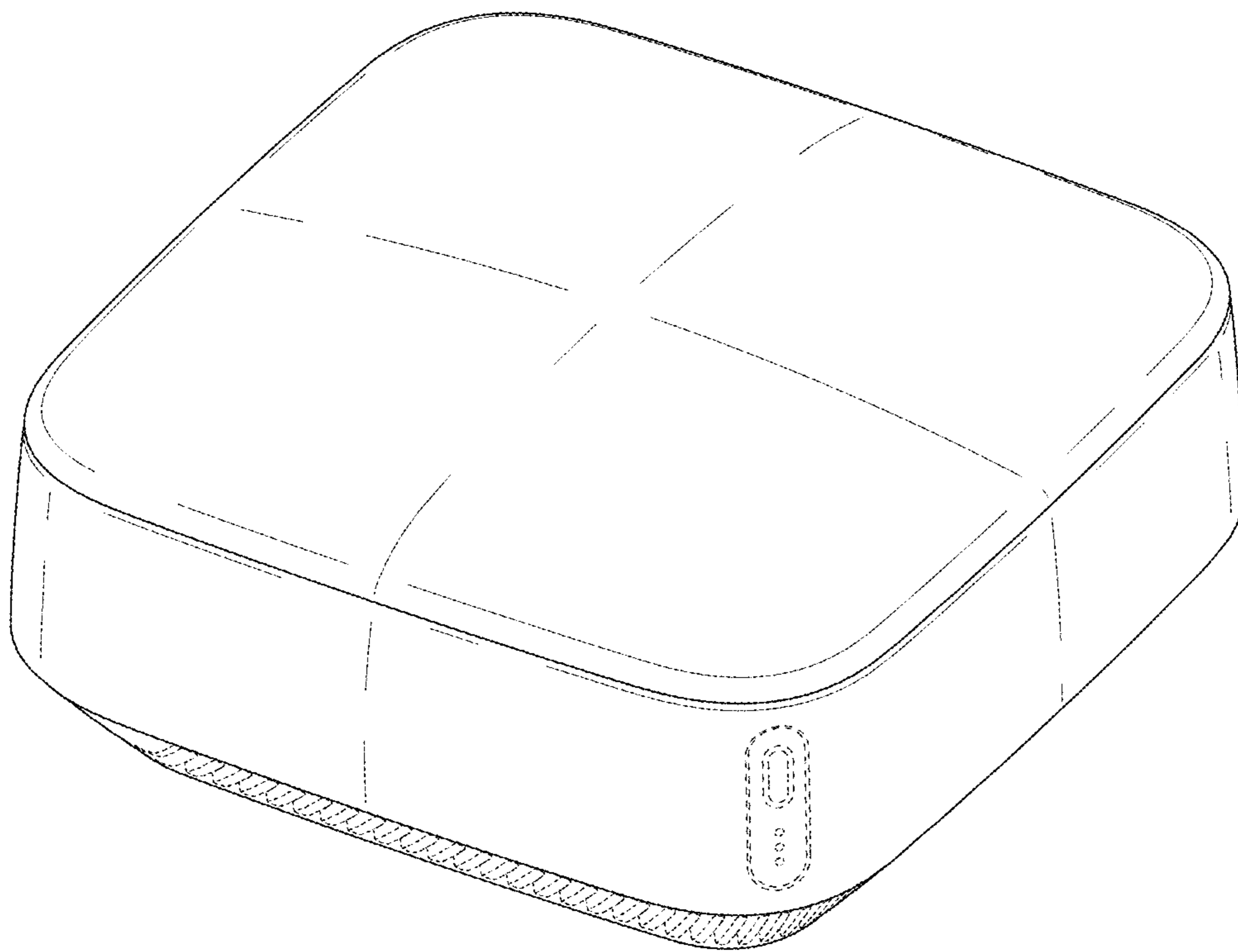


FIG. 2

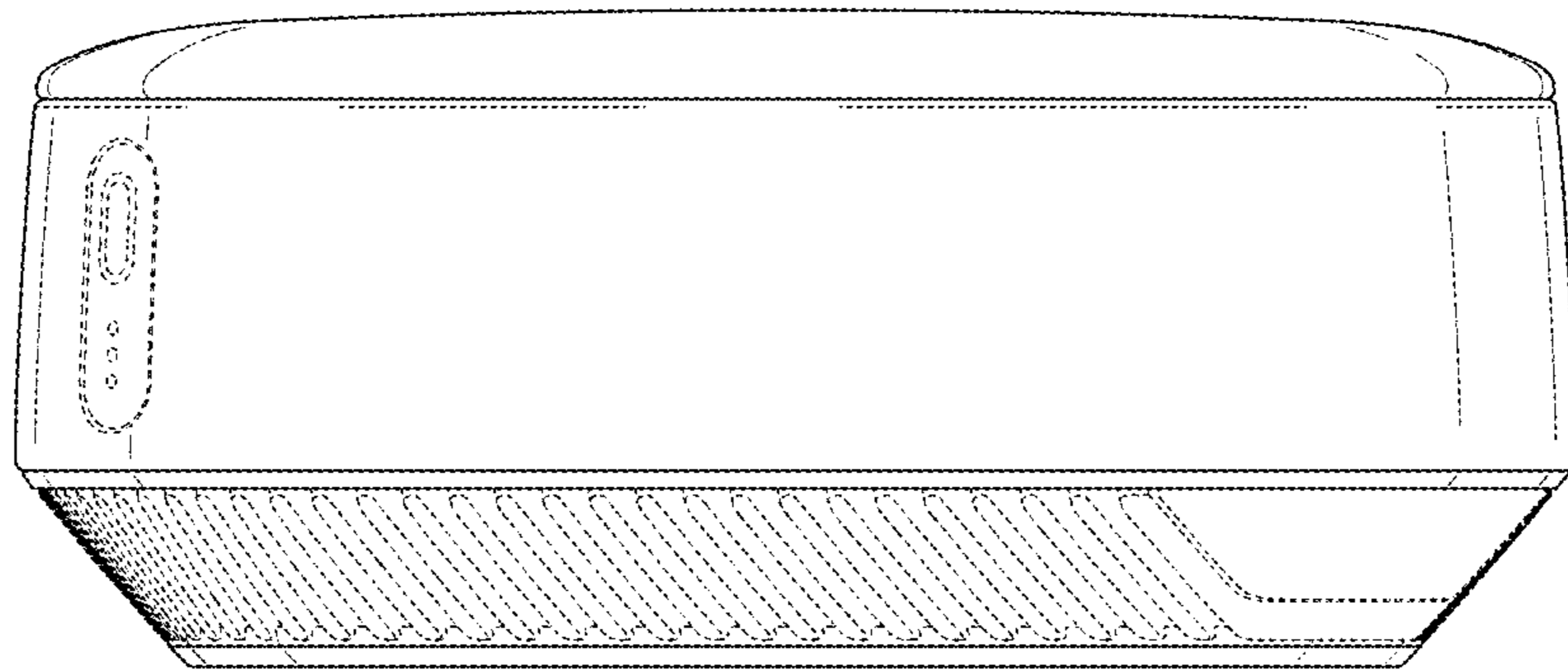


FIG. 3

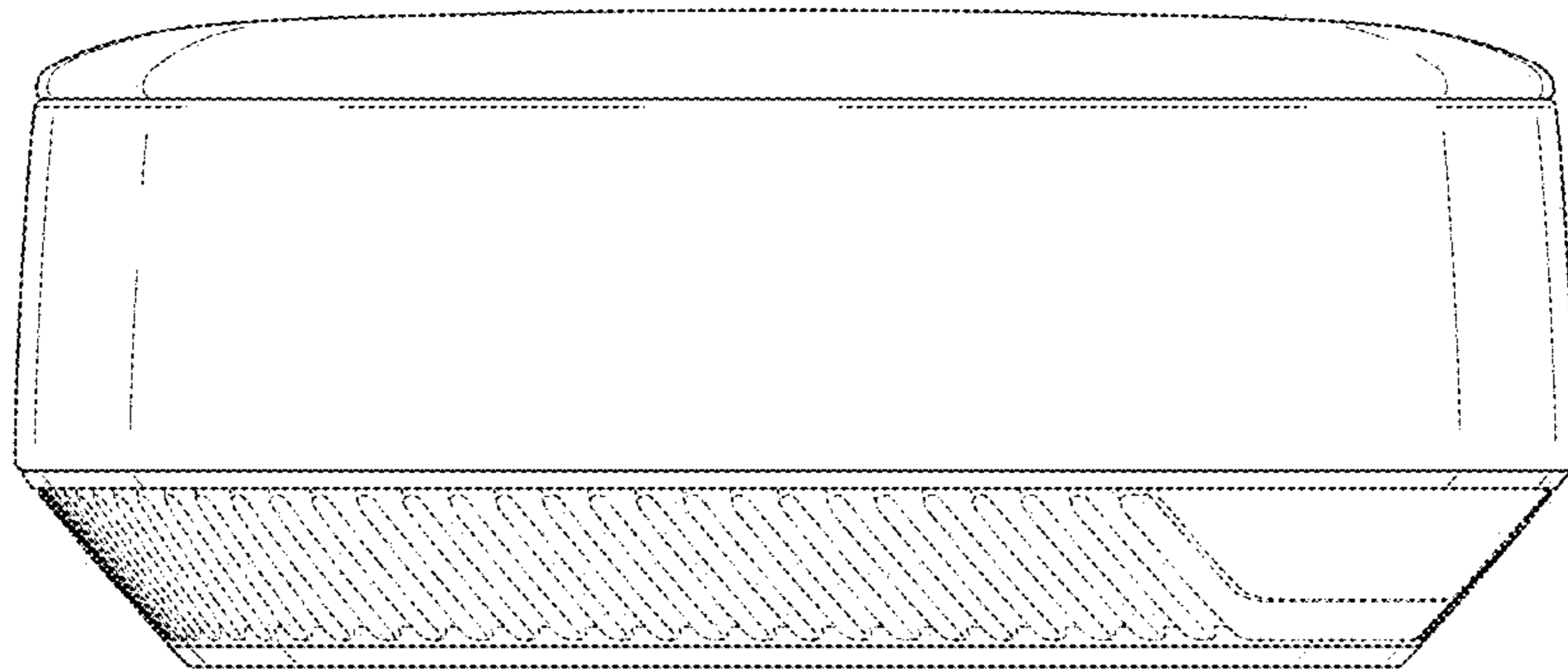


FIG. 4

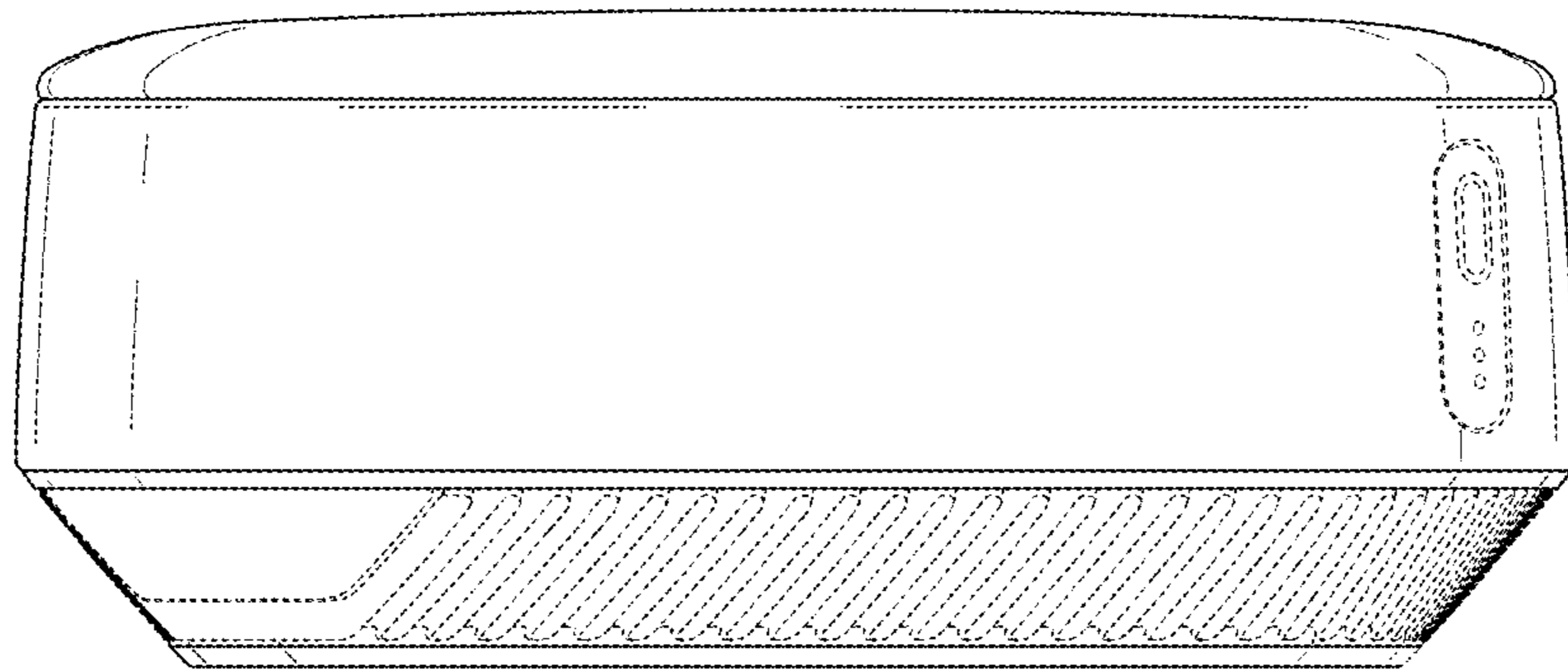


FIG. 5

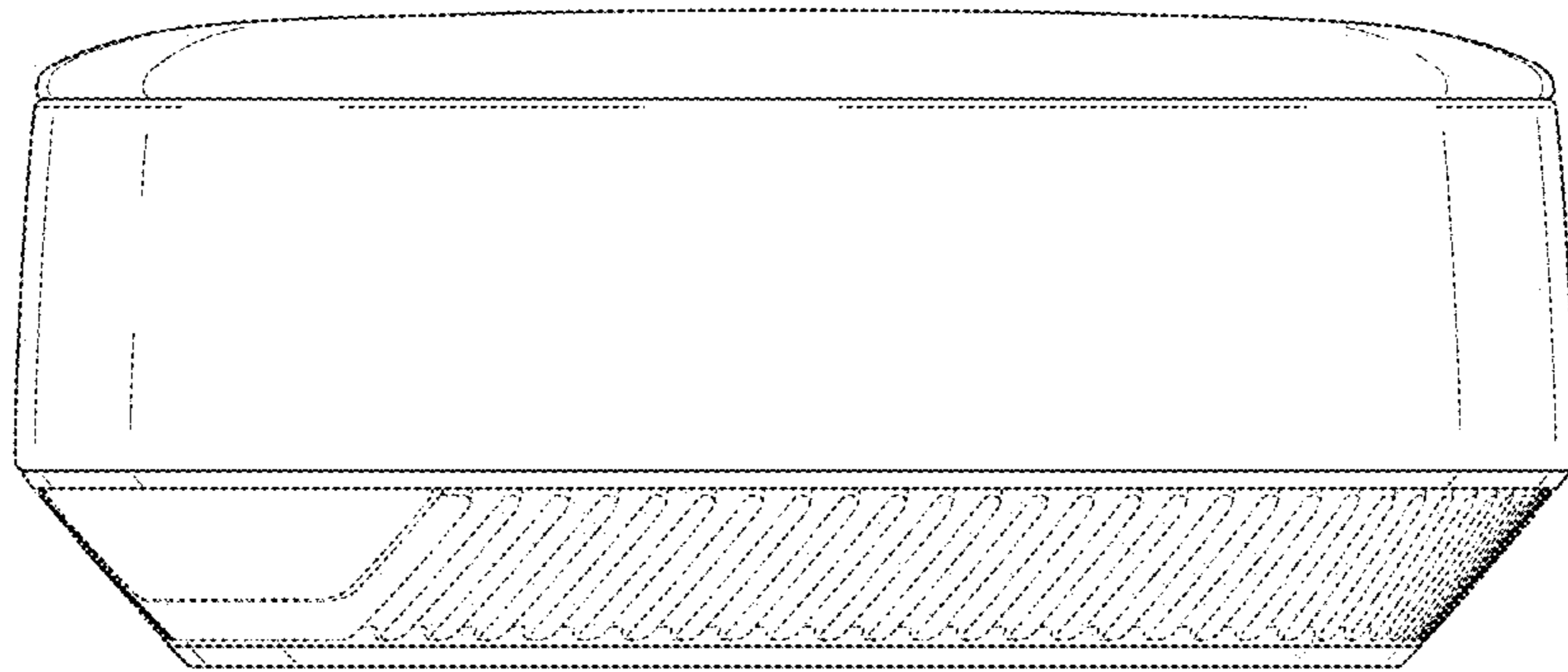


FIG. 6

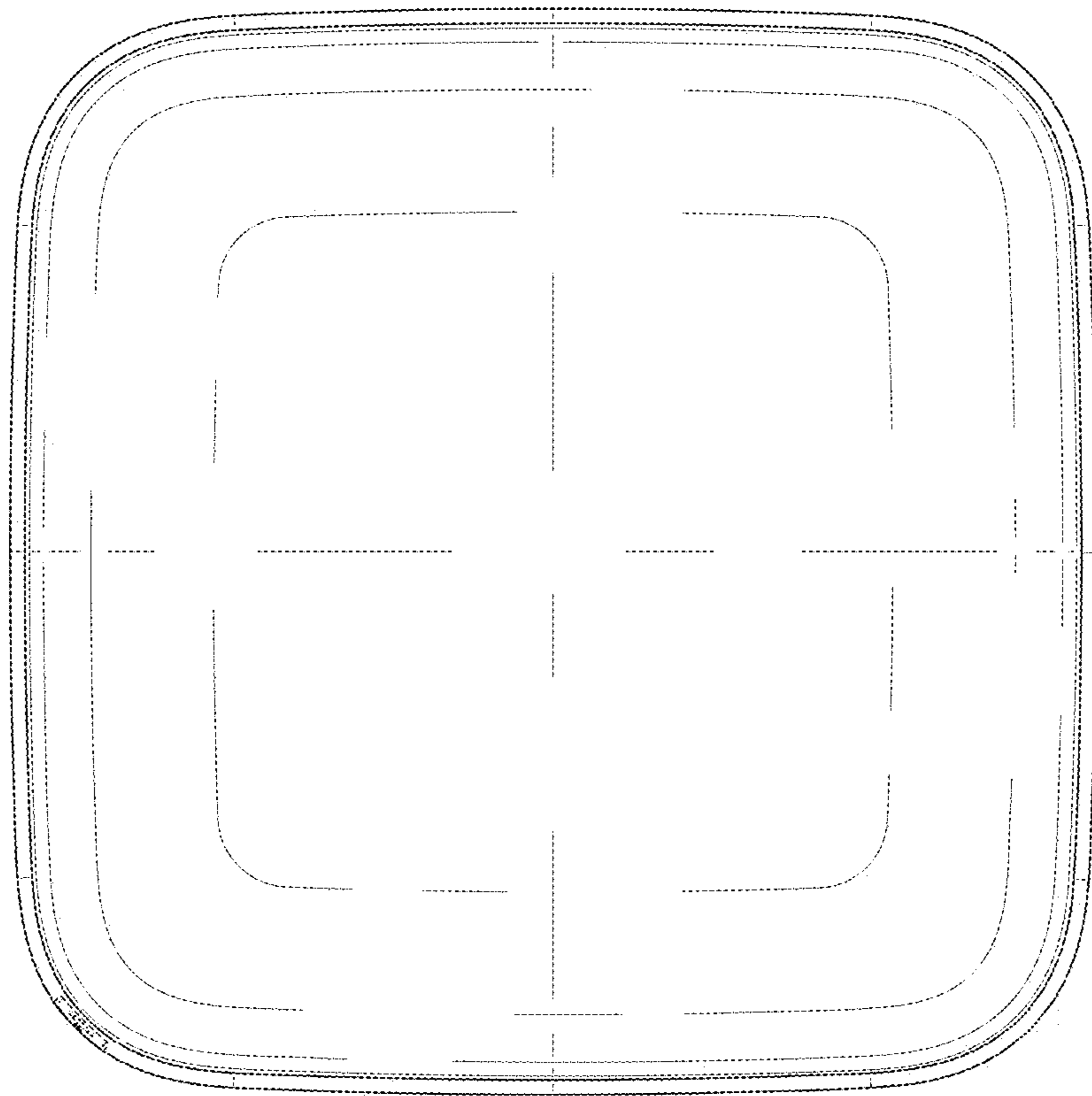


FIG. 7

