



US00D921865S

(12) **United States Design Patent**  
**Han**

(10) **Patent No.:** **US D921,865 S**

(45) **Date of Patent:** **\*\* Jun. 8, 2021**

(54) **HUMIDIFIER**

(71) Applicant: **Zhongtao Han**, Shenzhen (CN)

(72) Inventor: **Zhongtao Han**, Shenzhen (CN)

(\*\*) Term: **15 Years**

(21) Appl. No.: **29/765,939**

(22) Filed: **Jan. 12, 2021**

(51) **LOC (13) Cl.** ..... **23-04**

(52) **U.S. Cl.**  
USPC ..... **D23/356**

(58) **Field of Classification Search**  
USPC ..... D23/355-366, 352, 369, 332, 333, 335,  
D23/336, 342, 351; 422/120, 122;  
55/356, 473, 504; 96/97; 261/DIG. 17,  
261/DIG. 65, DIG. 88, DIG. 31  
CPC .. A61L 9/16; A61L 9/22; B01D 47/00; B01D  
47/027; B01D 2221/02; B01D 2259/4508;  
B03C 3/155; B03C 3/368; F24F 3/16;  
F24F 13/20; F24F 13/28; F24F  
2001/0096  
See application file for complete search history.

(56) **References Cited**

**U.S. PATENT DOCUMENTS**

D825,047 S *	8/2018	Brooks	.....	D23/366
D849,218 S	5/2019	Liang		
D892,288 S	8/2020	Baillie et al.		
D899,571 S *	10/2020	Li	.....	D23/359
D912,796 S *	3/2021	Huang	.....	D23/364

D915,573 S *	4/2021	Zheng	.....	D23/359
2006/0015974 A1 *	1/2006	Ike	.....	F24F 3/1423 62/113
2018/0106484 A1 *	4/2018	Swanson	.....	F24F 7/007
2018/0290103 A1 *	10/2018	Choi	.....	F24F 13/20
2018/0299142 A1 *	10/2018	Myeong	.....	F24F 13/20
2018/0320910 A1 *	11/2018	Lee	.....	F24F 3/1405
2018/0328600 A1 *	11/2018	Swanson	.....	F24F 1/022
2018/0328605 A1 *	11/2018	Bae	.....	F24F 13/20
2019/0041071 A1 *	2/2019	Cho	.....	G01F 23/26
2019/0049127 A1 *	2/2019	Shin	.....	F24F 1/02

\* cited by examiner

*Primary Examiner* — David G Muller

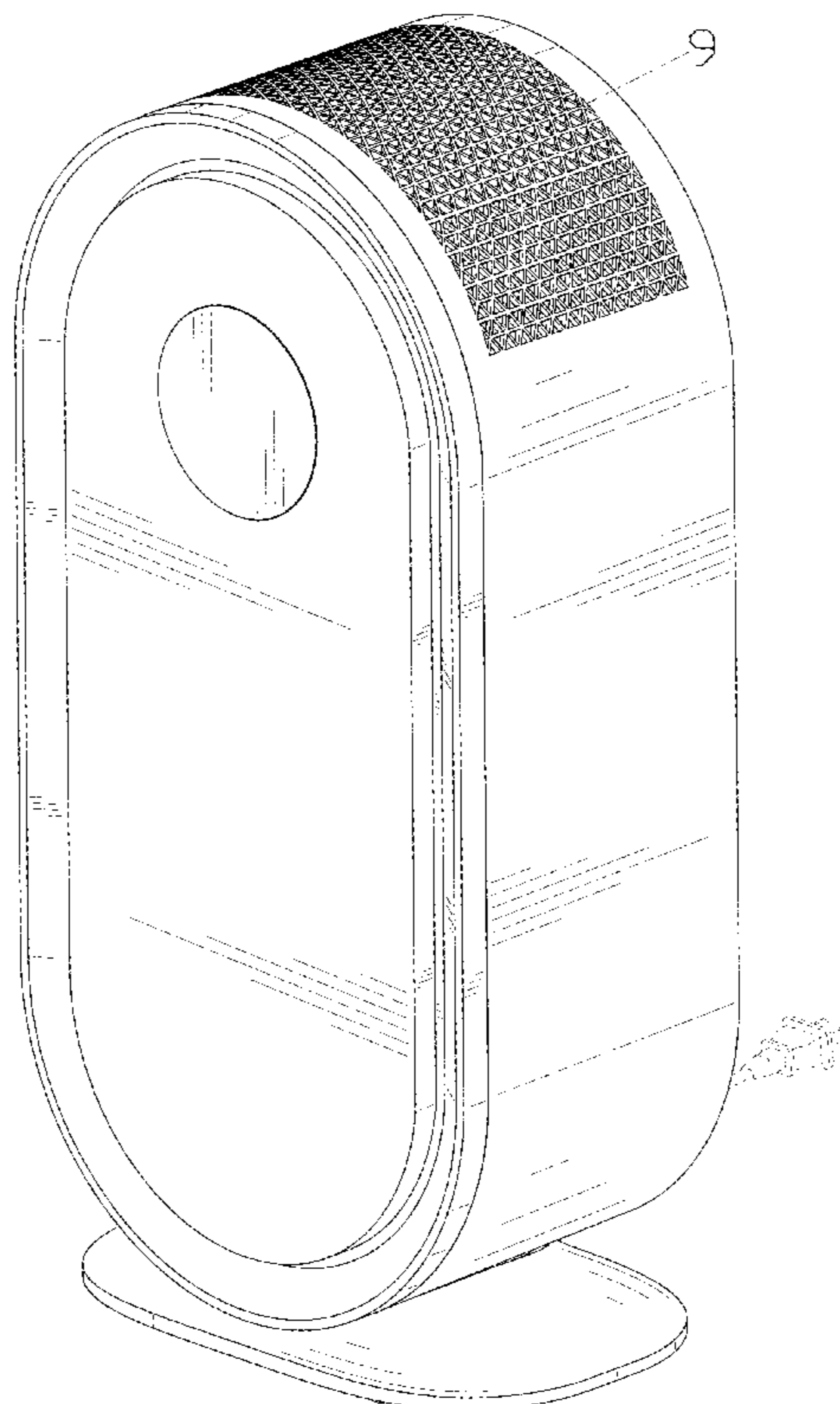
(57) **CLAIM**

The ornamental design for a humidifier, as shown and described.

**DESCRIPTION**

FIG. 1 is a perspective view of a humidifier showing my new design;  
FIG. 2 is another perspective view thereof;  
FIG. 3 is a front elevational view thereof;  
FIG. 4 is a rear elevational view thereof;  
FIG. 5 is a left side elevational view thereof;  
FIG. 6 is a right side elevational view thereof;  
FIG. 7 is a top plan view thereof;  
FIG. 8 is a bottom plan view thereof;  
FIG. 9 is an enlarged view of portion 9 shown in FIG. 1; and,  
FIG. 10 is an enlarged view of portion 10 shown in FIG. 4.  
The broken lines in the drawings depict portions of the humidifier that form no part of the claimed design.

**1 Claim, 10 Drawing Sheets**



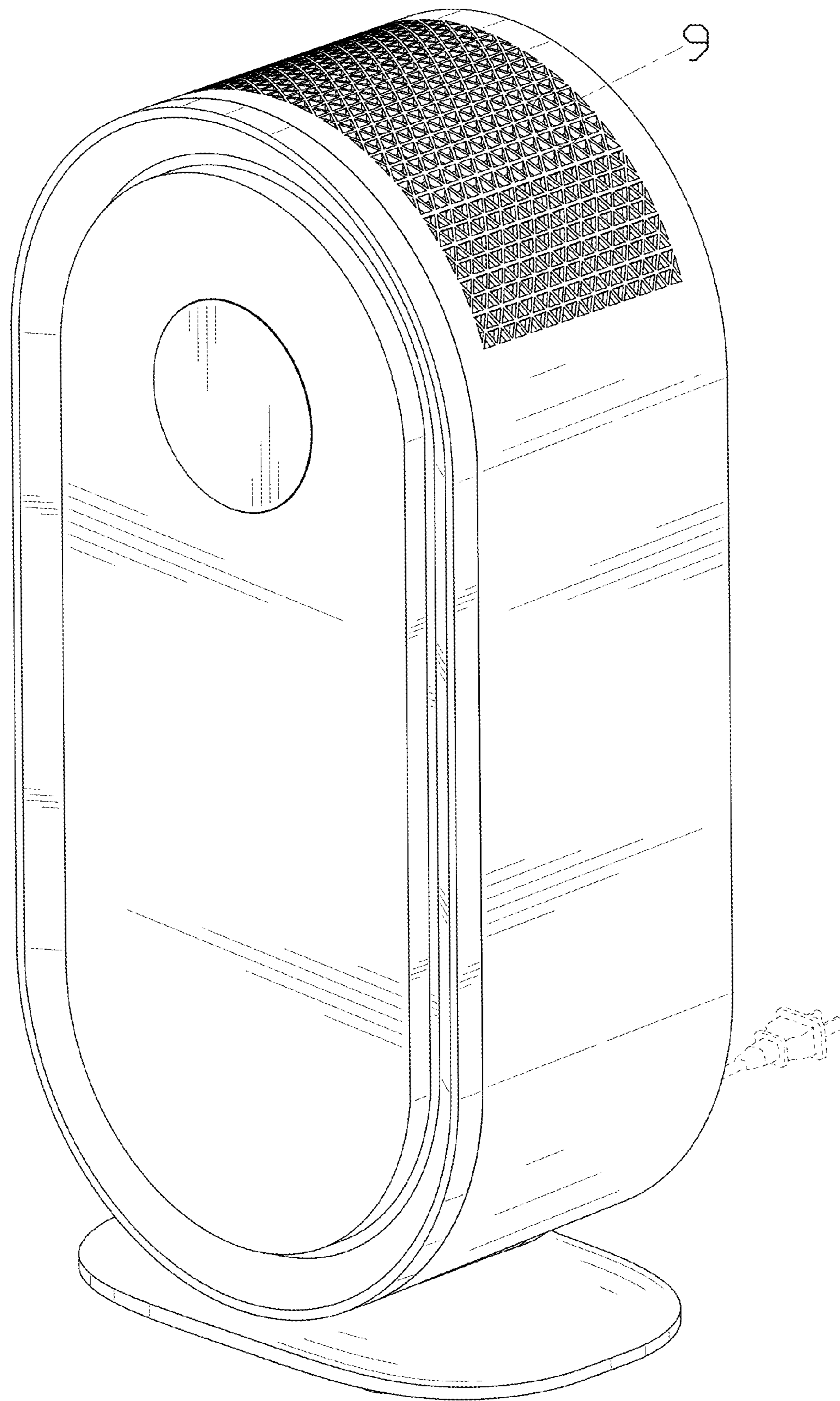


FIG. 1

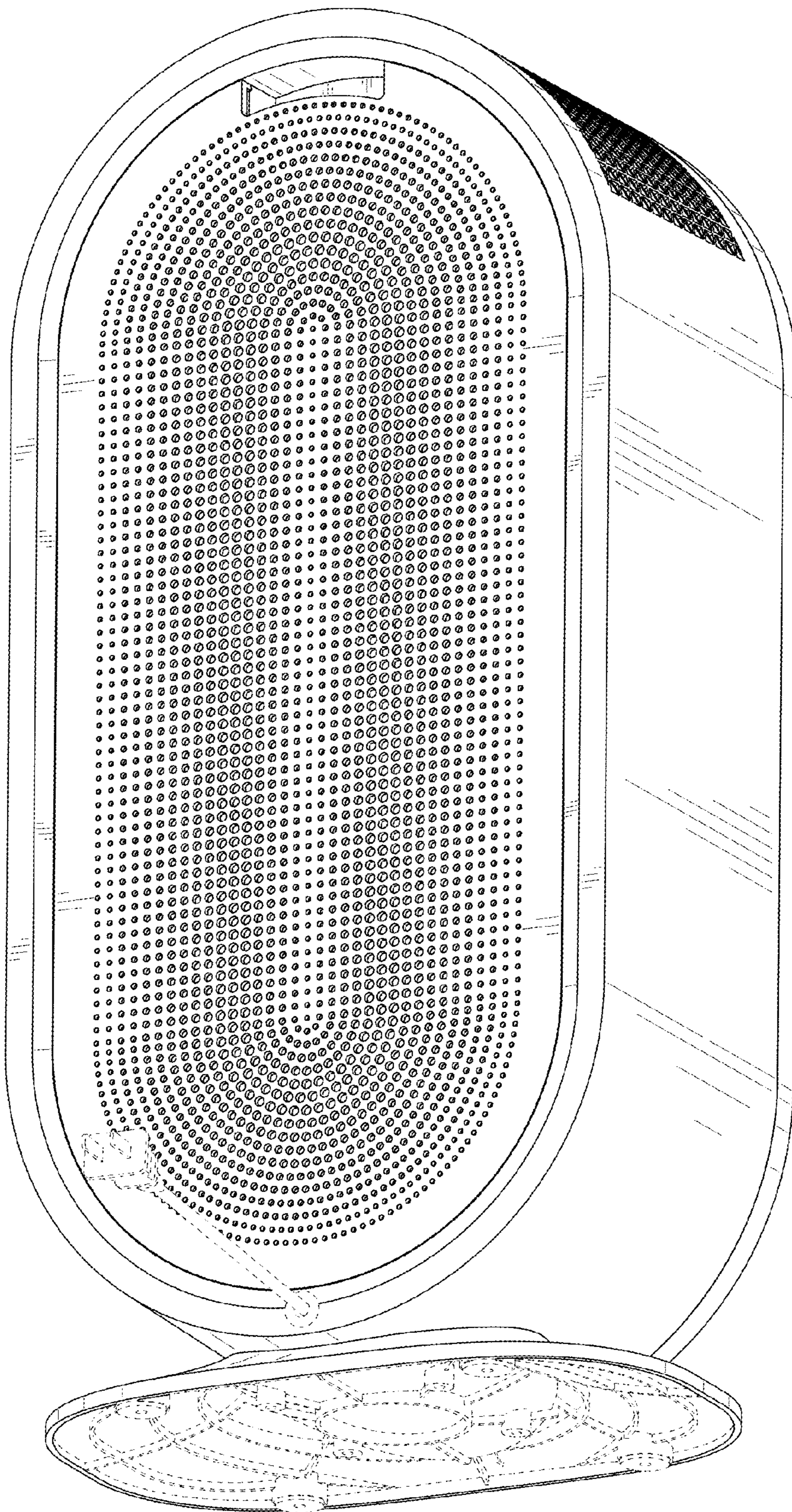


FIG. 2




FIG. 3




FIG. 4




FIG. 5



FIG. 6

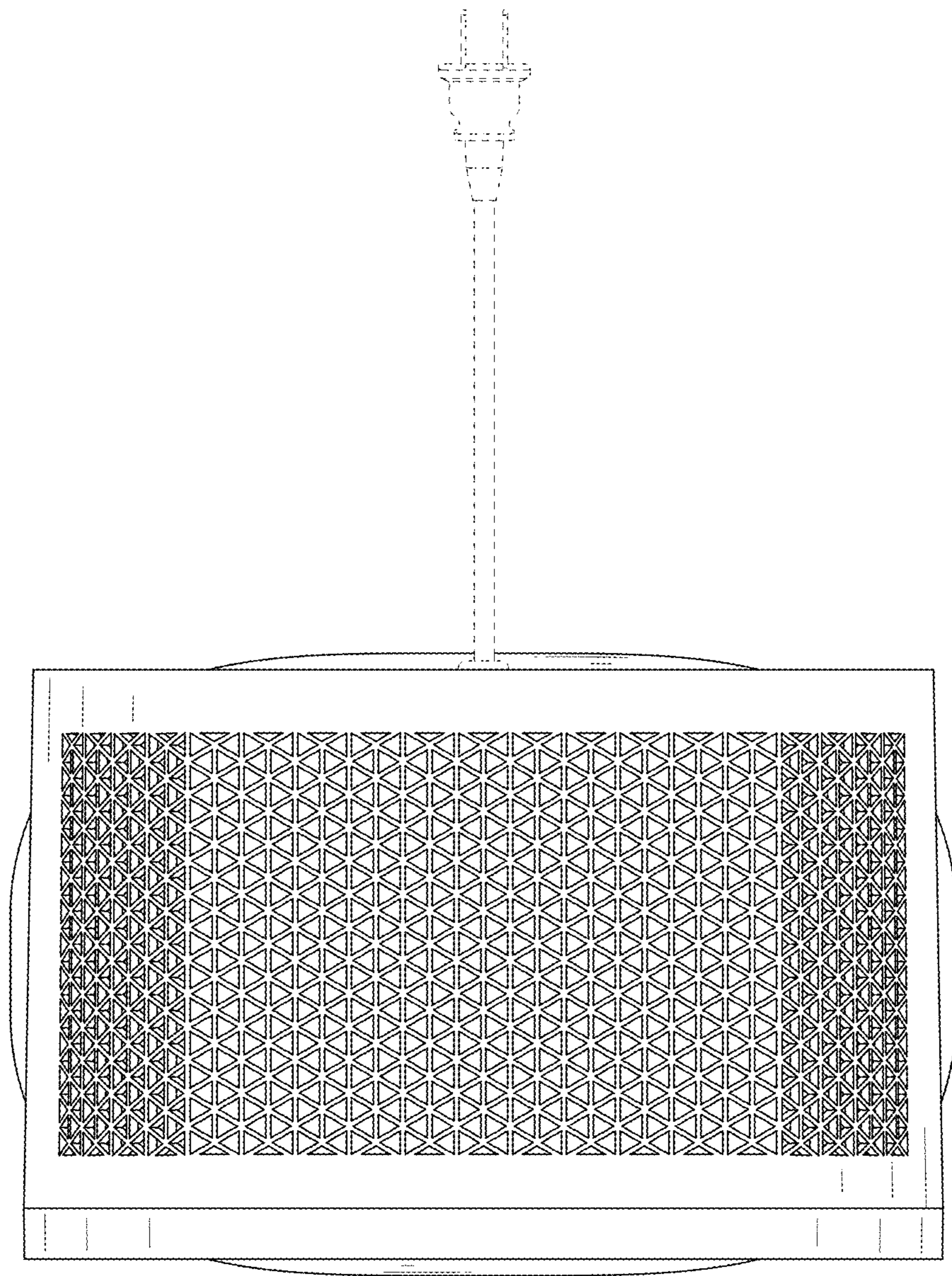


FIG. 7



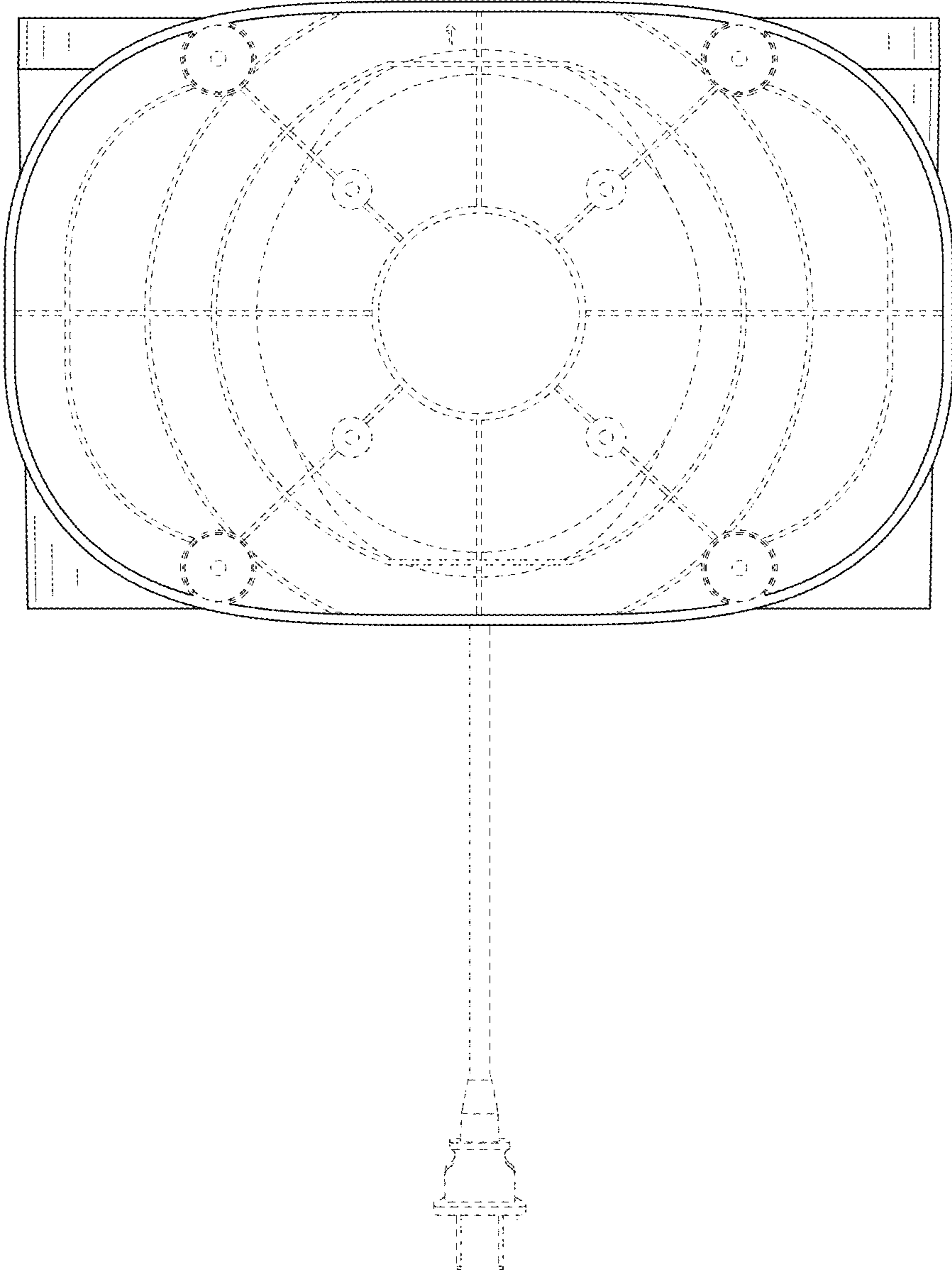


FIG. 8




FIG. 9

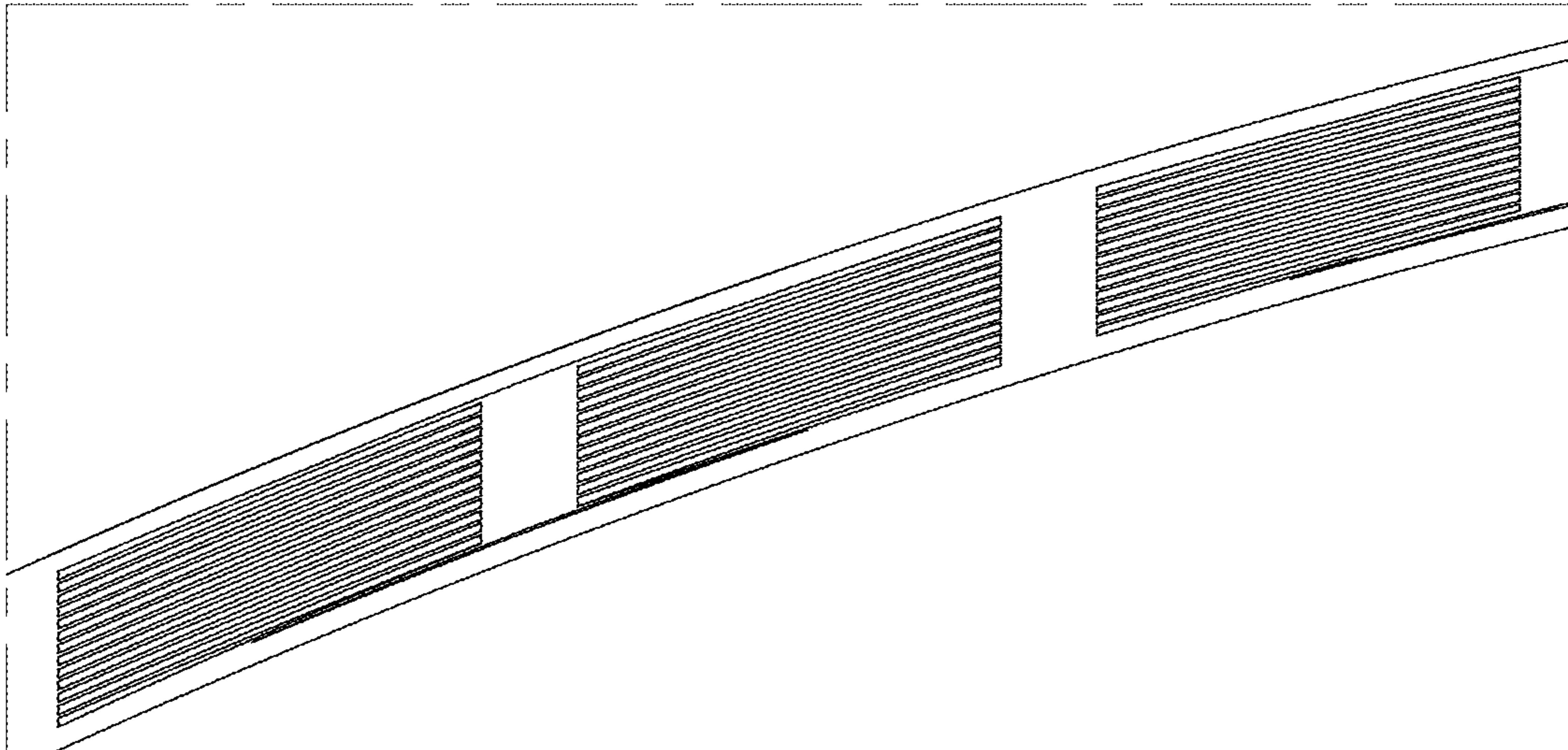


FIG. 10