



US00D921860S

(12) **United States Design Patent**  
**Sieger**

(10) **Patent No.:** **US D921,860 S**  
(45) **Date of Patent:** **\*\* Jun. 8, 2021**

(54) **BATHTUB**

- (71) Applicant: **Duravit Aktiengesellschaft**, Hornberg (DE)
- (72) Inventor: **Michael Sieger**, Schloss Harkotten (DE)
- (73) Assignee: **DURAVIT AKTIENGESELLSCHAFT**, Hornberg (DE)
- (\*\*) Term: **15 Years**

- (21) Appl. No.: **29/686,471**
- (22) Filed: **Apr. 4, 2019**

(30) **Foreign Application Priority Data**

Oct. 11, 2018 (EM) ..... 005 796 109-0006

- (51) **LOC (13) Cl.** ..... **23-02**
- (52) **U.S. Cl.**  
USPC ..... **D23/280.4**
- (58) **Field of Classification Search**  
USPC ..... D23/277, 280.1, 280.4  
CPC ..... A47K 3/02  
See application file for complete search history.

(56) **References Cited**

**U.S. PATENT DOCUMENTS**

- D355,026 S \* 1/1995 Levien ..... D23/304
- D456,882 S \* 5/2002 Funk, Jr. .... D23/280.4
- D689,947 S \* 9/2013 Schachter ..... D20/29
- D703,795 S \* 4/2014 Licini ..... D23/277
- D707,801 S \* 6/2014 OHara ..... D23/280.4
- D796,016 S \* 8/2017 Urquiola Hidalgo ..... D23/293.1

**OTHER PUBLICATIONS**

WS Bath Collections Bentley 3950 White Glossy Crystal-tech Bathtub with Wooden Legs: <https://www.modobath.com/ws-bath-collections-bentley-3950-white-glossy-crystal-tech-bathtub-with-wooden-legs> (Year: 2020).\*

\* cited by examiner

*Primary Examiner* — Robert A Delehanty  
(74) *Attorney, Agent, or Firm* — Florek & Endres PLLC

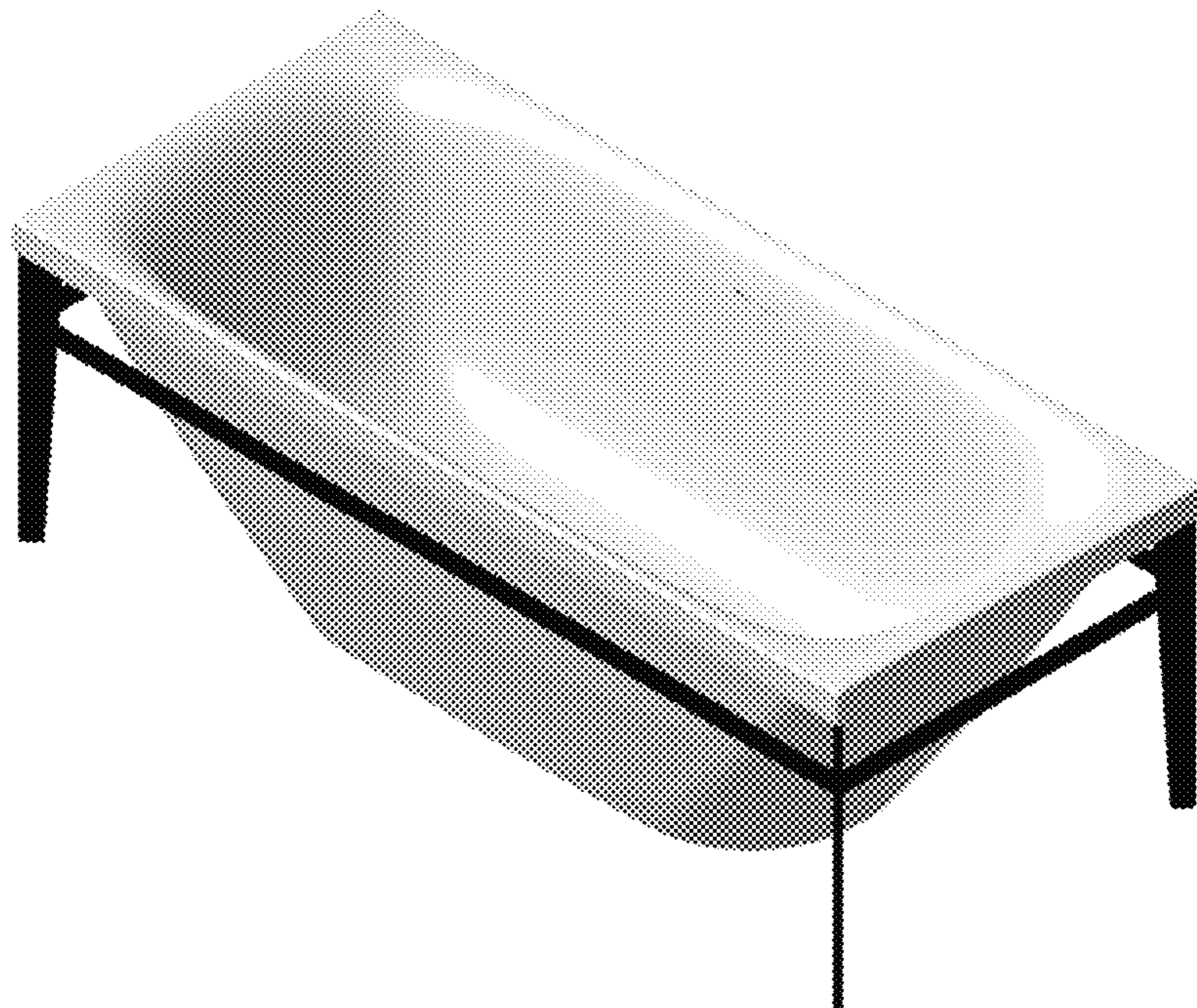
(57) **CLAIM**

I claim the ornamental design for a bathtub, as shown and described.

**DESCRIPTION**

FIG. 1 is a front perspective view of the bathtub of the present invention.  
 FIG. 2 is a rear perspective view of the bathtub of the present invention.  
 FIG. 3 is a top view of the bathtub of the present invention.  
 FIG. 4 is a bottom view of the bathtub of the present invention.  
 FIG. 5 is a front elevation of the bathtub of the present invention.  
 FIG. 6 is a rear elevation of the bathtub of the present invention.  
 FIG. 7 is a right side elevation of the bathtub of the present invention; and,  
 FIG. 8 is a left side elevation of the bathtub of the present invention.

**1 Claim, 8 Drawing Sheets**






FIG. 1




FIG. 2






FIG. 3

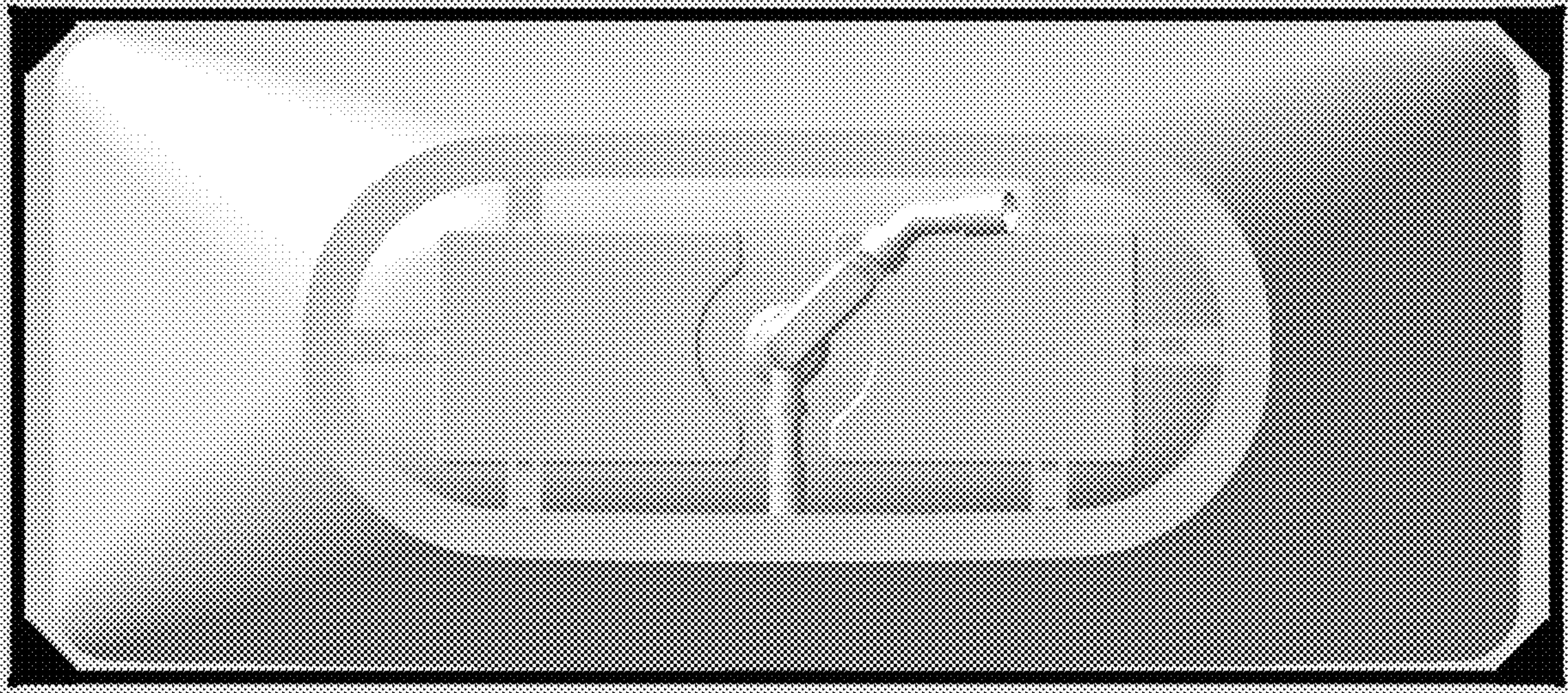


FIG. 4



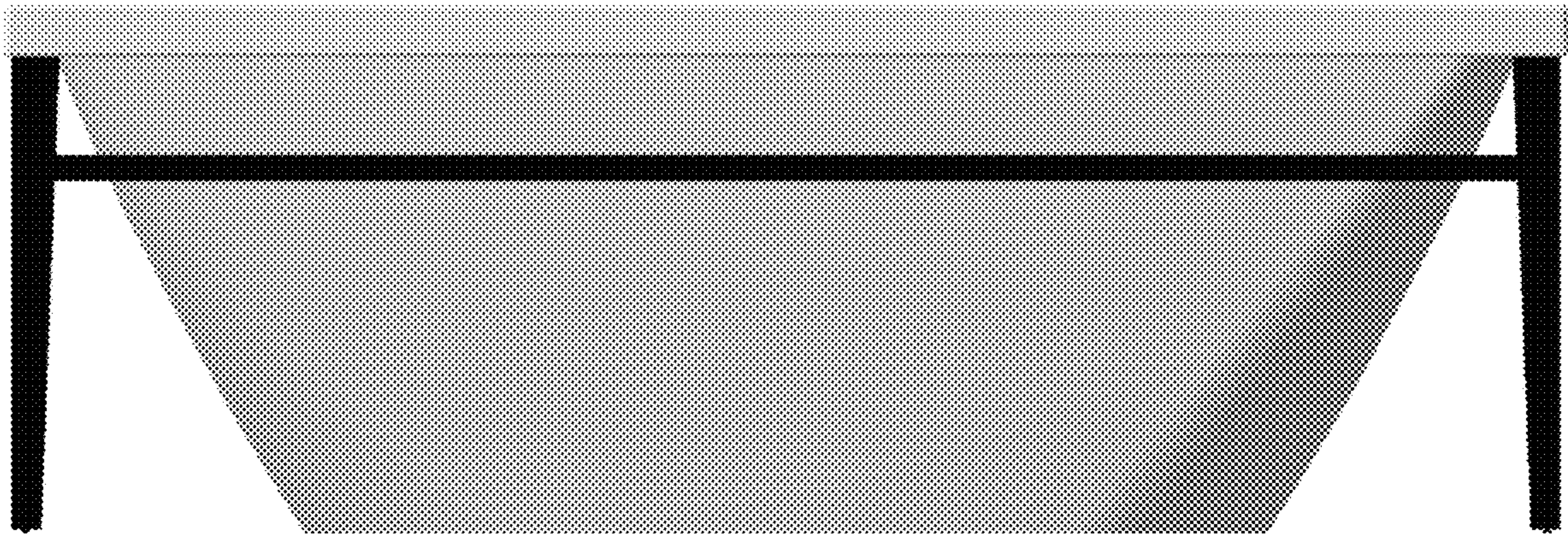


FIG. 5

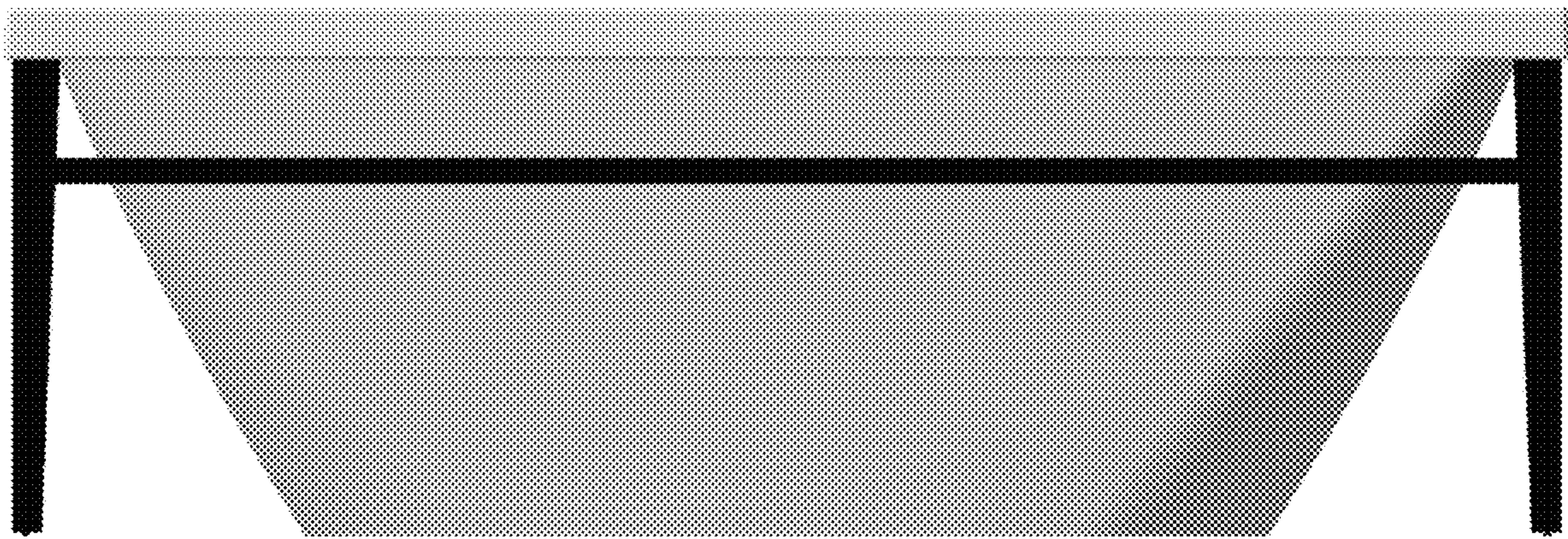


FIG. 6

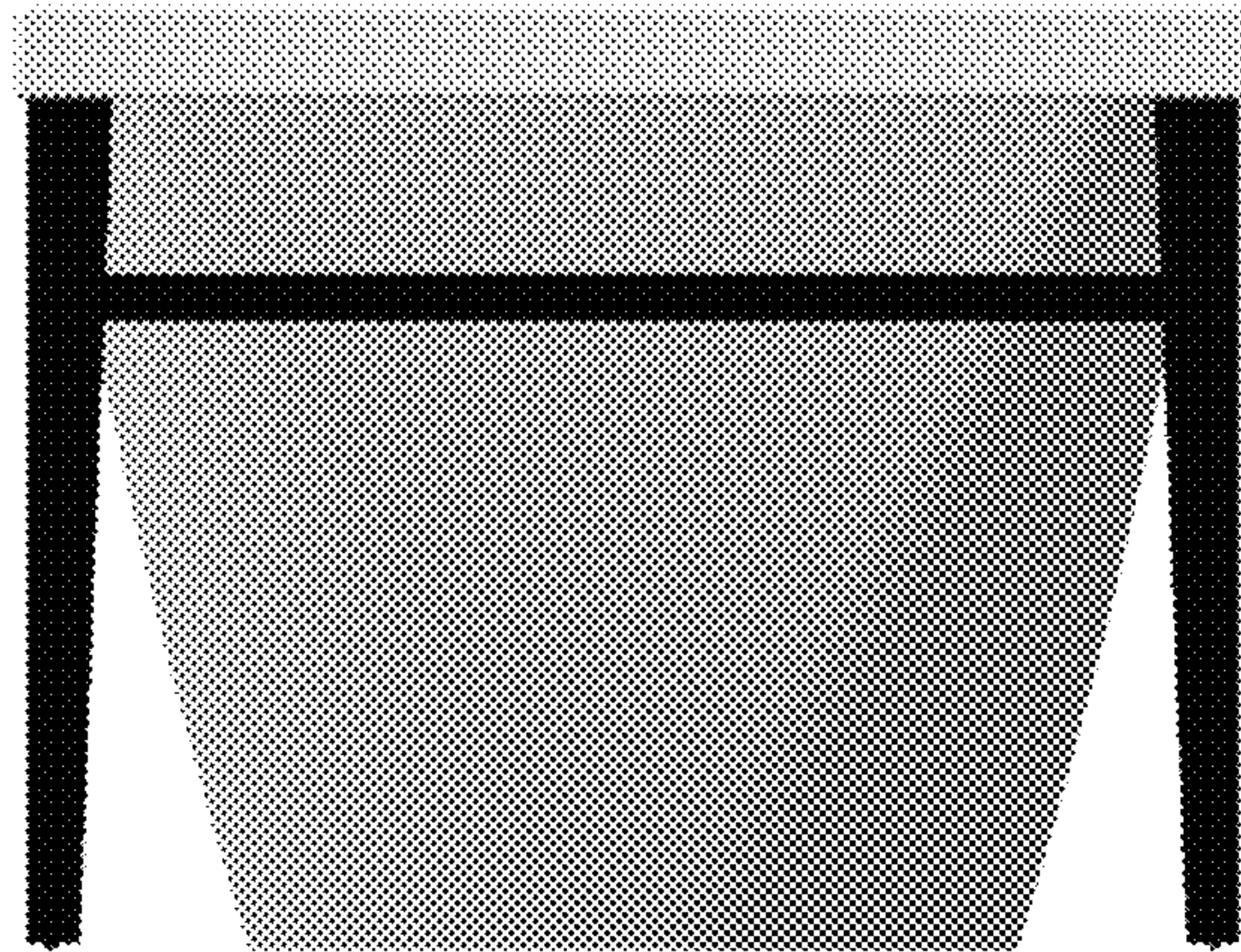


FIG. 7



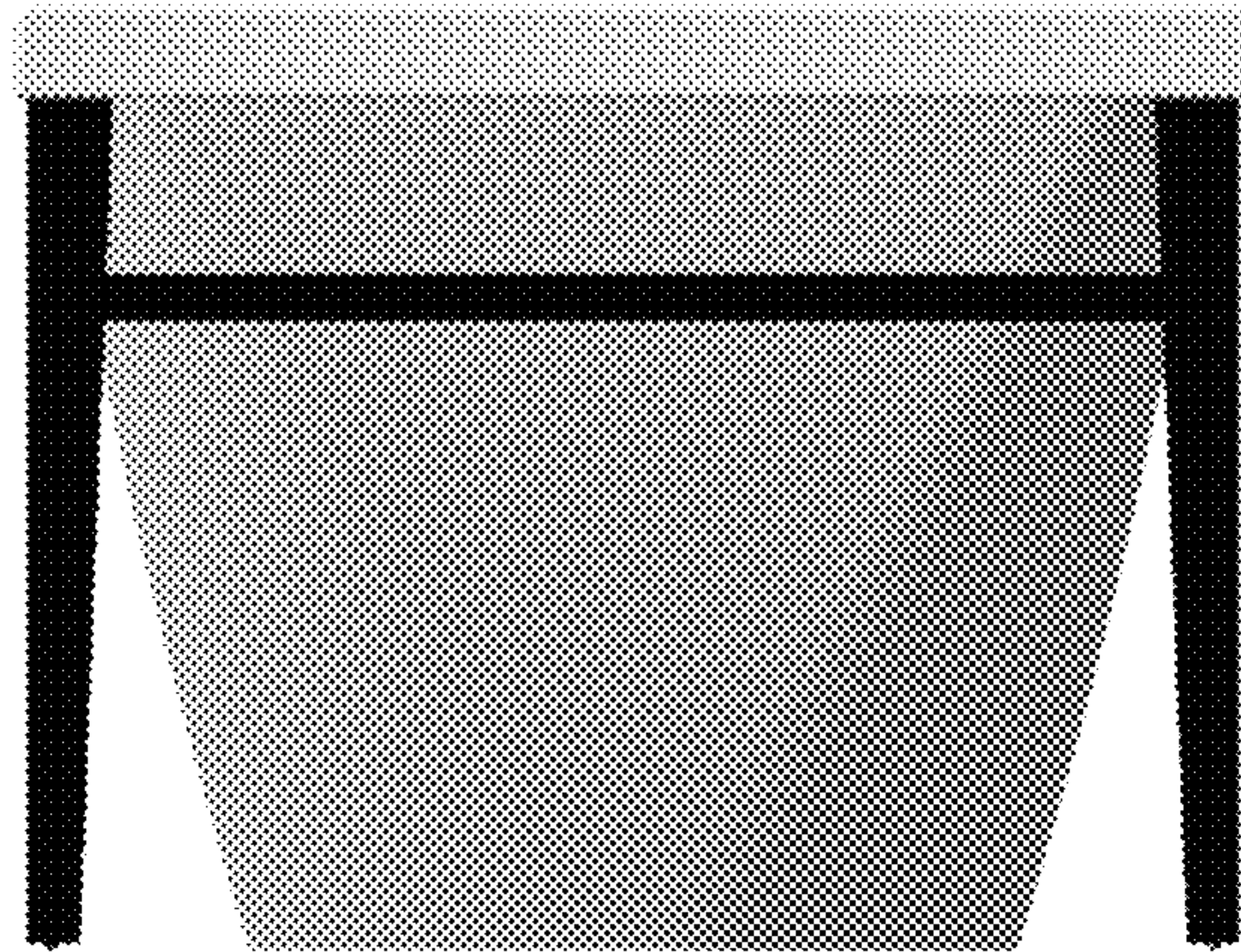


FIG. 8