



US00D921801S

(12) **United States Design Patent**  
**Shen**

(10) **Patent No.:** **US D921,801 S**

(45) **Date of Patent:** **\*\* Jun. 8, 2021**

(54) **HOVERBOARD**

(71) Applicant: **Shenzhen RideTech Electronics Co., Ltd.**, Shenzhen (CN)

(72) Inventor: **Ao Shen**, Shenzhen (CN)

(\*\*) Term: **15 Years**

(21) Appl. No.: **29/751,469**

(22) Filed: **Sep. 22, 2020**

(51) **LOC (13) Cl.** ..... **21-02**

(52) **U.S. Cl.**  
USPC ..... **D21/763**

(58) **Field of Classification Search**  
USPC ..... D21/419, 421, 423, 426, 760, 765, 766,  
D21/769, 771, 776, 803; D12/1  
CPC ..... A63C 17/01; A63C 17/12; A63C 2203/00;  
A63C 2203/011; A63C 2203/012; A63C  
2203/013; A63C 2203/40; A63C 2203/52;  
B62K 2202/00; B62K 2207/00; B62K  
2207/02; B62K 2207/04; B62K 11/00;  
B62K 11/007  
See application file for complete search history.

(56) **References Cited**

**U.S. PATENT DOCUMENTS**

D805,429 S *	12/2017	Cao	.....	D21/763
D807,457 S *	1/2018	Desberg	.....	D21/763
D808,857 S	1/2018	Zhang et al.		
D810,618 S *	2/2018	Li	.....	D21/763
D812,521 S	3/2018	Yao		
D817,811 S *	5/2018	Wang	.....	D21/760
D840,872 S *	2/2019	Desberg	.....	B62K 11/007
				D21/763
10,421,006 B1 *	9/2019	Li	.....	A63C 17/0093

D886,670 S	6/2020	Cao		
D891,297 S *	7/2020	Zhou	.....	D21/763
10,800,477 B2 *	10/2020	Shang	.....	A63C 17/014
D902,077 S *	11/2020	Wang	.....	D21/760
D904,225 S *	12/2020	Wang	.....	D21/760
D905,595 S *	12/2020	Wang	.....	D12/1
2017/0217529 A1 *	8/2017	Chen	.....	B62K 11/007
2018/0037293 A1 *	2/2018	Chen	.....	B62K 3/002
2018/0127048 A1 *	5/2018	Li	.....	B62K 11/14
2019/0031269 A1 *	1/2019	Shang	.....	B62J 6/015
2019/0077479 A1 *	3/2019	Chen	.....	B62K 11/007
2019/0193803 A1 *	6/2019	Desberg	.....	B62K 11/007
2019/0382065 A1 *	12/2019	Shang	.....	B62J 6/00
2020/0346099 A1 *	11/2020	Li	.....	A63C 17/0093

\* cited by examiner

*Primary Examiner* — Cynthia M. Chin

(74) *Attorney, Agent, or Firm* — W&K IP

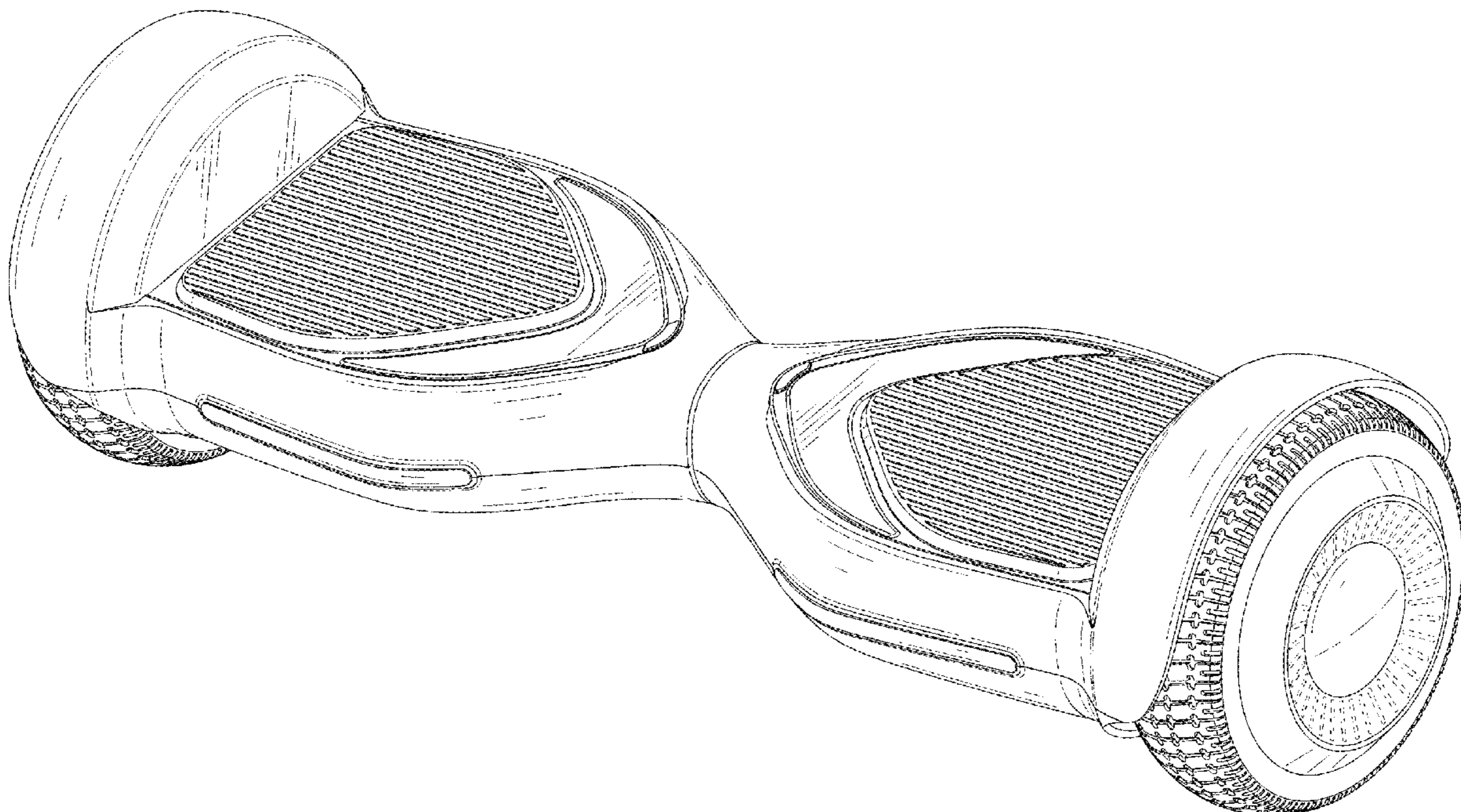
(57) **CLAIM**

The ornamental design for a hoverboard, as shown and described.

**DESCRIPTION**

FIG. 1 is a perspective view of a hoverboard showing my new design;  
 FIG. 2 is another perspective view thereof;  
 FIG. 3 is a front elevational view thereof;  
 FIG. 4 is a rear elevational view thereof;  
 FIG. 5 is a left side elevational view thereof;  
 FIG. 6 is a right side elevational view thereof;  
 FIG. 7 is a top plan view thereof; and,  
 FIG. 8 is a bottom plan view thereof.  
 The broken lines in the drawings are for the purpose of illustrating portions of the hoverboard that form no part of the claimed design.

**1 Claim, 8 Drawing Sheets**



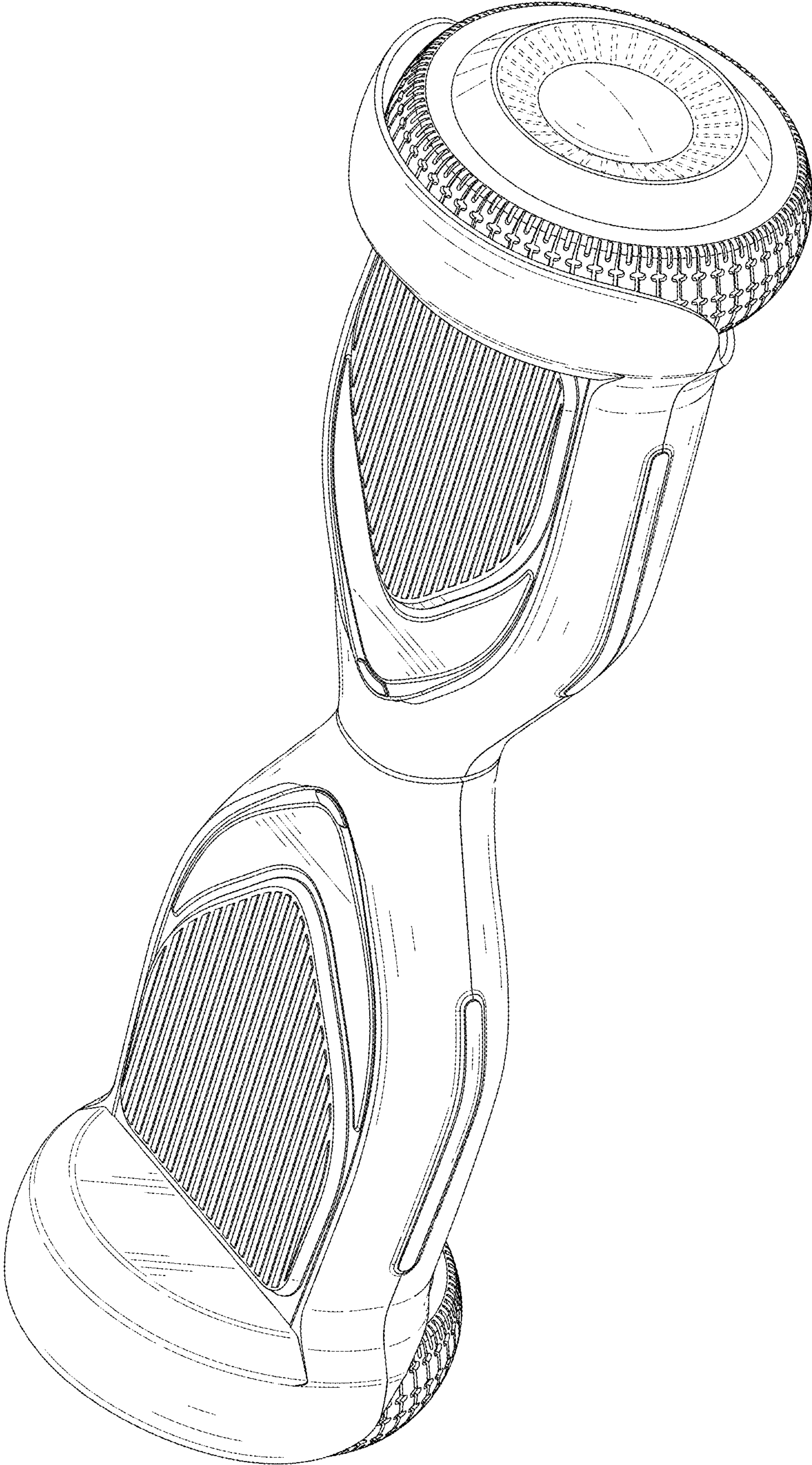


FIG. 1

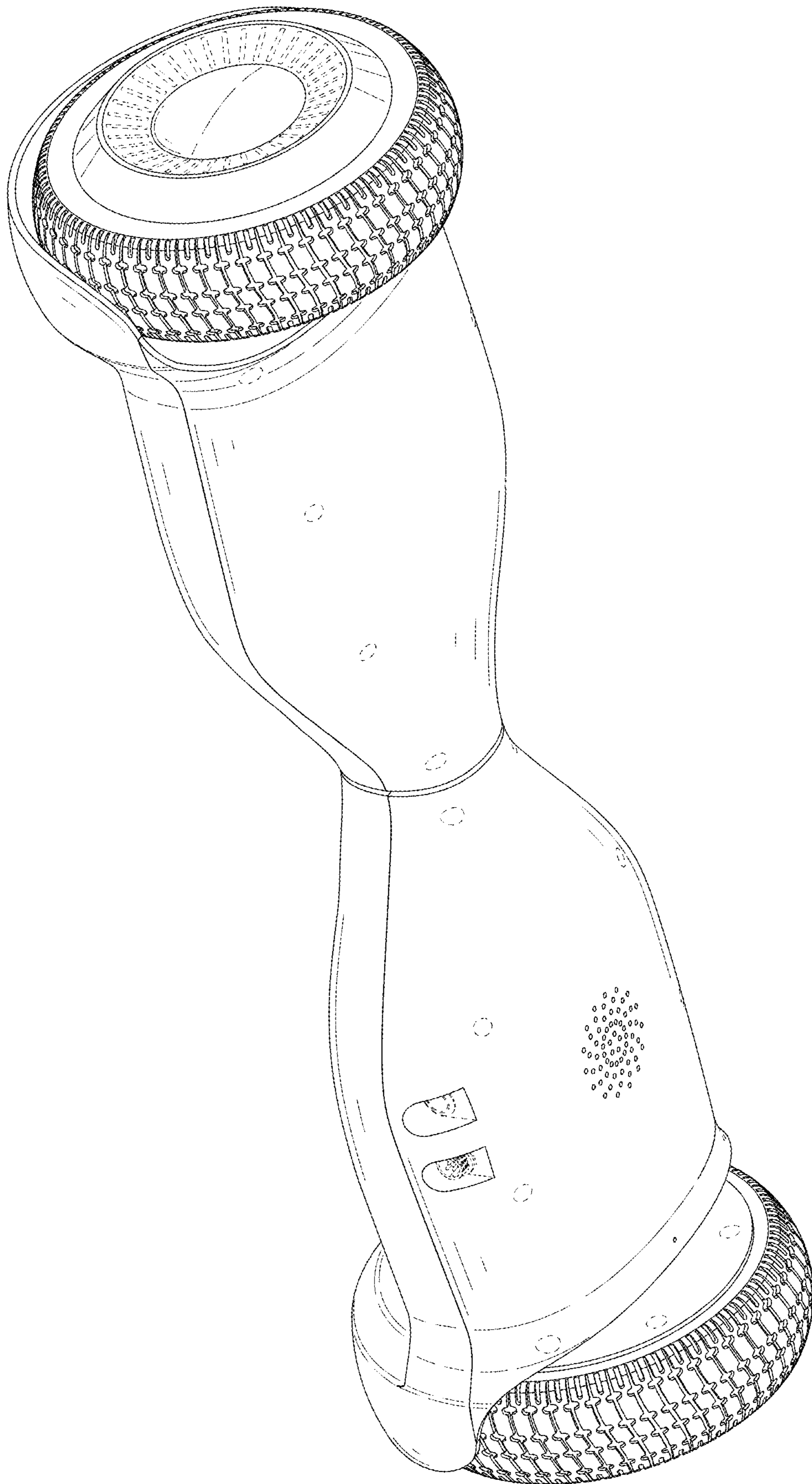


FIG. 2

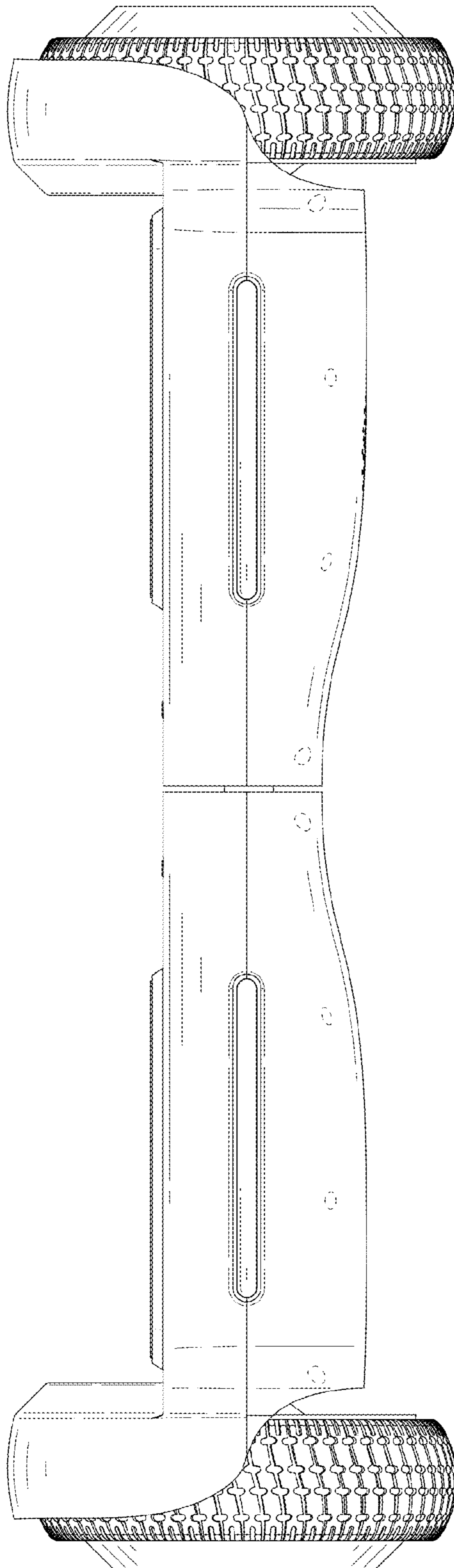


FIG. 3

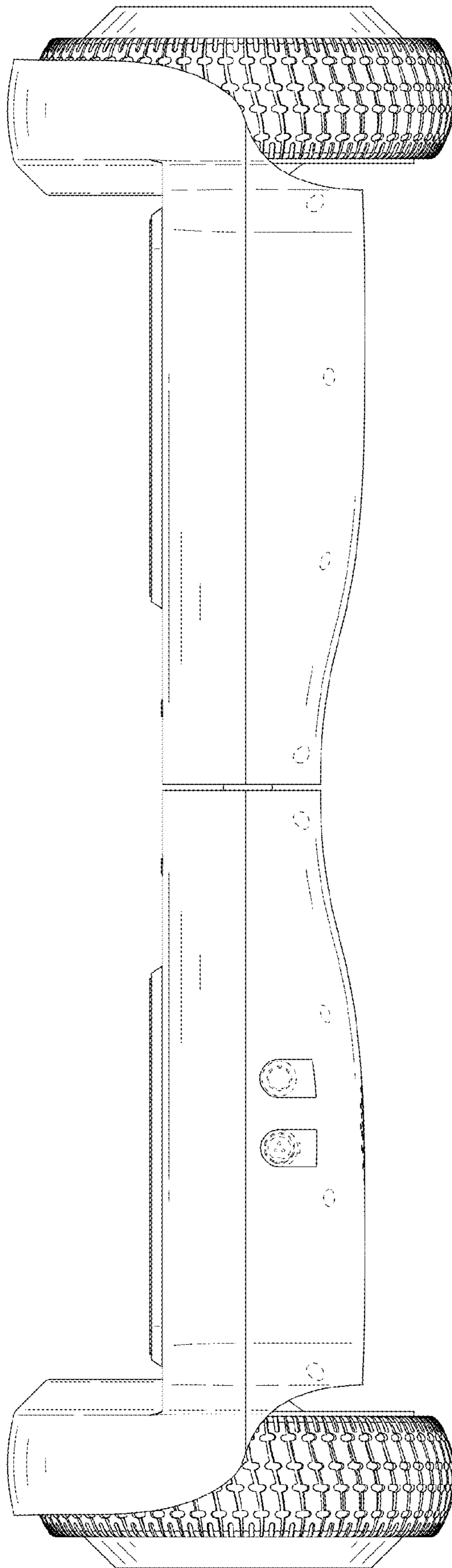


FIG. 4

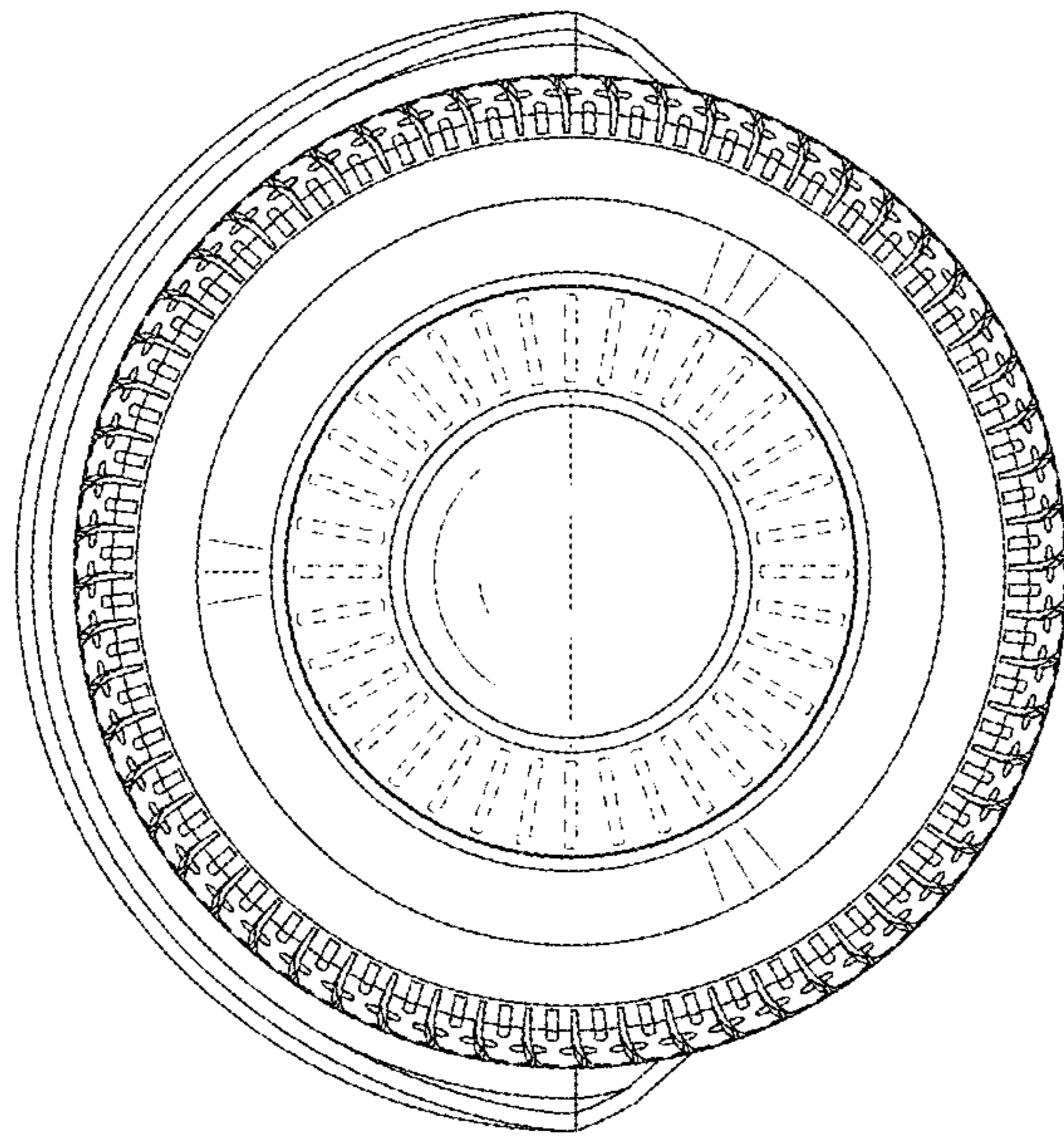


FIG. 5

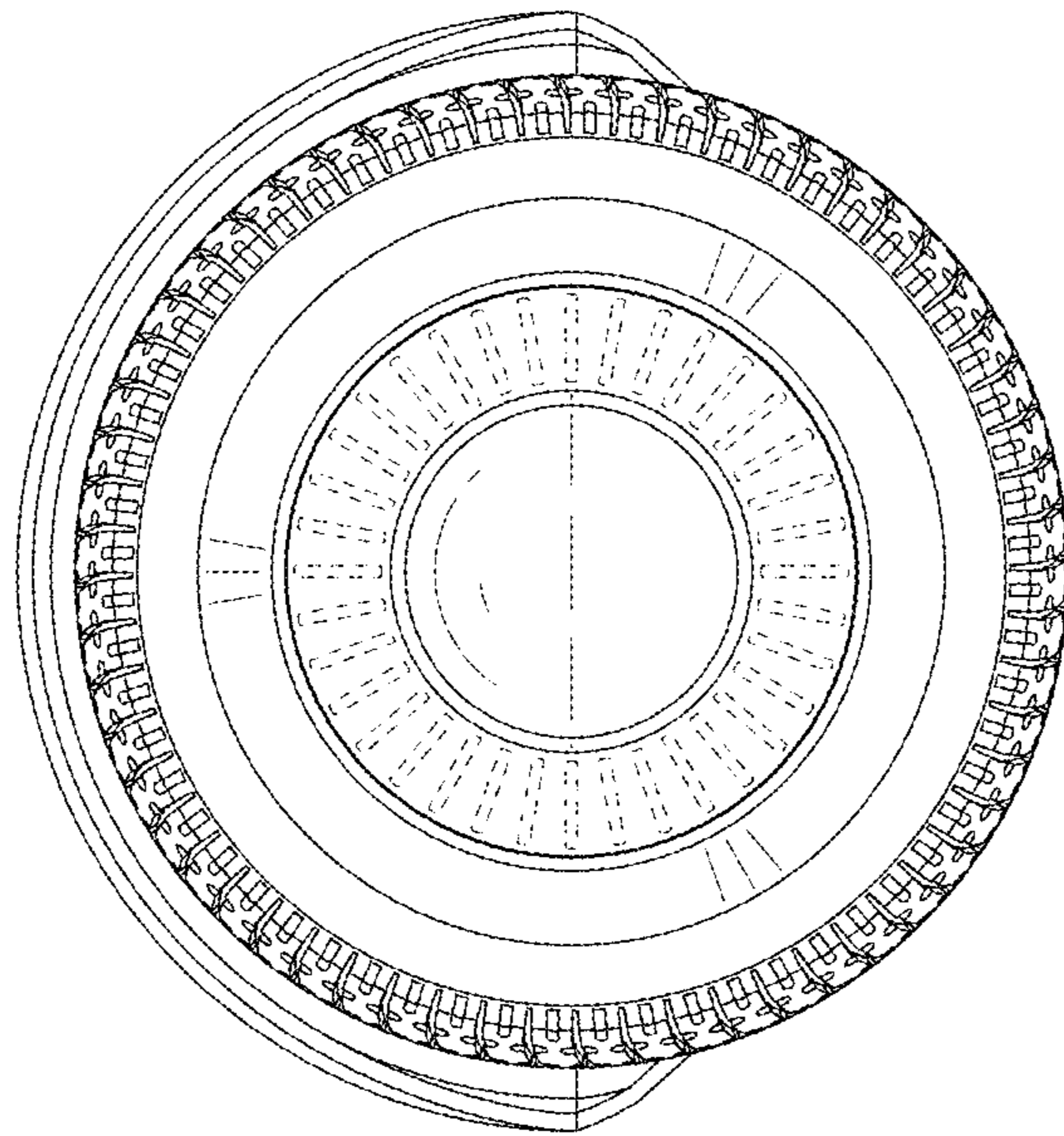


FIG. 6

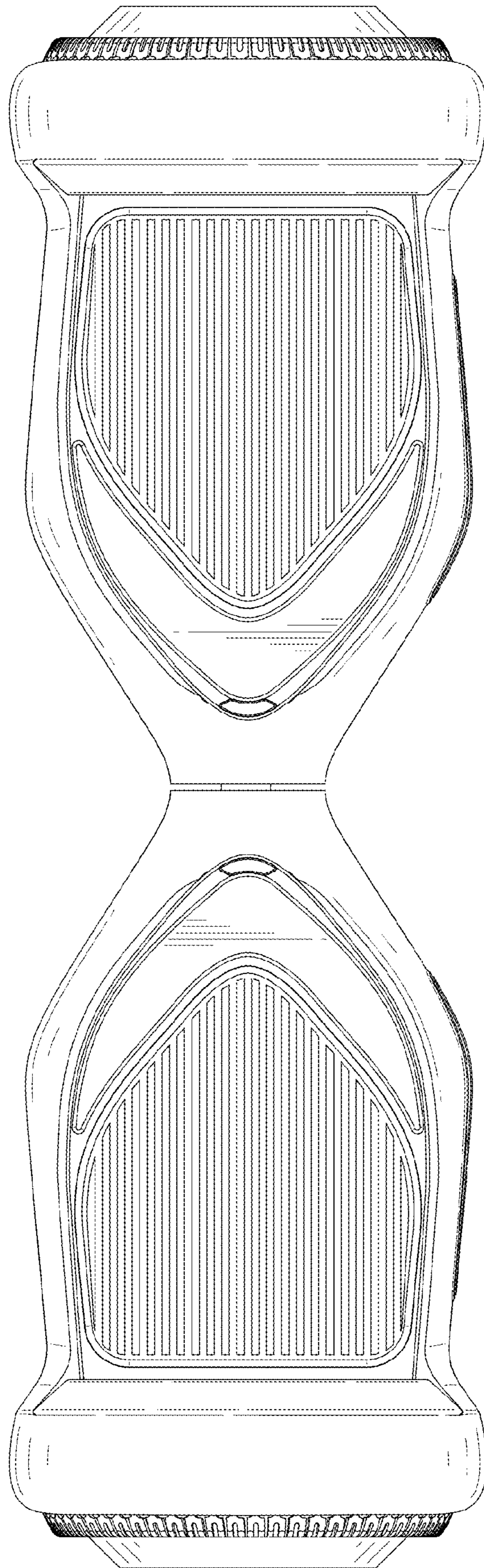


FIG. 7



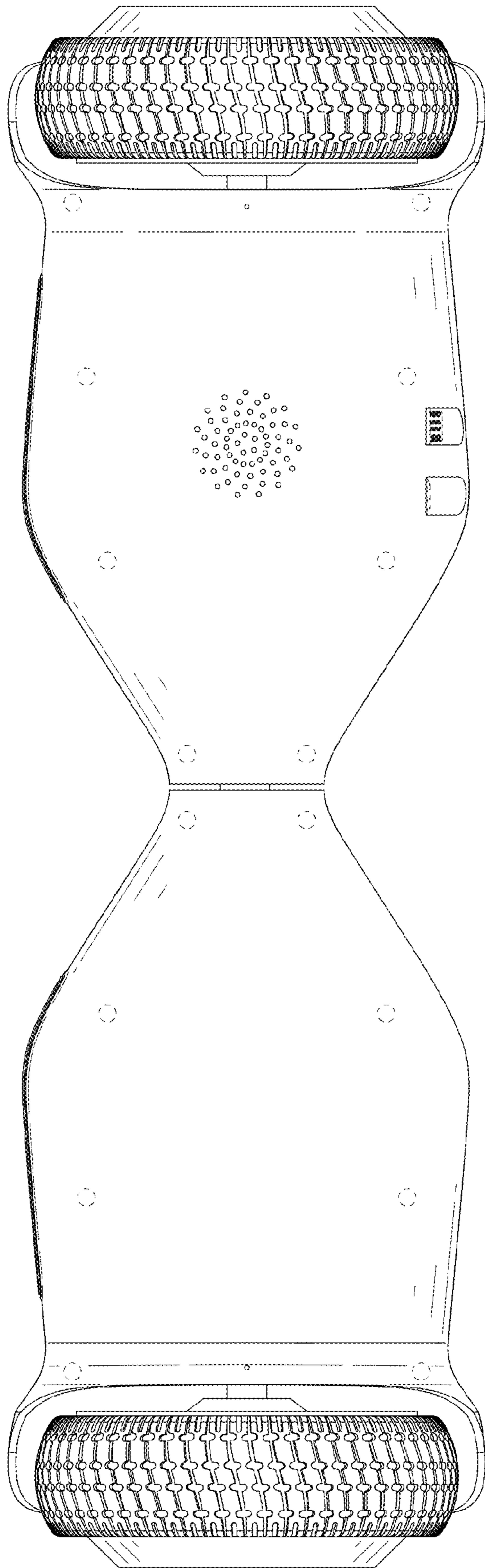


FIG. 8