



US00D921793S

(12) **United States Design Patent** (10) **Patent No.:** **US D921,793 S**
Tsuchihashi (45) **Date of Patent:** **** Jun. 8, 2021**

(54) **HEAD FOR GOLF CLUB** 8,932,149 B2 * 1/2015 Oldknow A63B 60/52
473/327
(71) Applicant: **SUMITOMO RUBBER** D733,820 S * 7/2015 Dolezel D21/752
INDUSTRIES, LTD., Kobe (JP) D767,065 S * 9/2016 Asazuma D21/759
D767,702 S * 9/2016 Asatsuma D21/759
(72) Inventor: **Satoko Tsuchihashi,** Kobe (JP) D791,255 S * 7/2017 Jertson D21/752
D794,733 S * 8/2017 Milleman D21/752
D801,462 S * 10/2017 Wang D21/752
(73) Assignee: **SUMITOMO RUBBER** D837,316 S * 1/2019 Harbert D21/752
INDUSTRIES, LTD., Kobe (JP) D861,813 S * 10/2019 Asatsuma D21/759
D909,519 S * 2/2021 Tsuchihashi D21/759
(**) Term: **15 Years** D909,520 S * 2/2021 Tsuchihashi D21/759
D909,521 S * 2/2021 Tsuchihashi D21/759
(21) Appl. No.: **29/710,278** D912,748 S * 3/2021 Foster D21/759
D912,749 S * 3/2021 Foster D21/759
(22) Filed: **Oct. 22, 2019** 2018/0185719 A1 * 7/2018 Johnson A63B 53/0466
2018/0345099 A1 * 12/2018 Harbert A63B 53/04

* cited by examiner

(30) **Foreign Application Priority Data**

Apr. 23, 2019 (JP) 2019-009003

(51) **LOC (13) Cl.** **21-02**

(52) **U.S. Cl.**
USPC **D21/759**

(58) **Field of Classification Search**
USPC D21/752, 759
CPC A63B 53/00; A63B 53/04; A63B 53/0466;
A63B 2053/002; A63B 2053/0445; A63B
2053/0433; A63B 2053/0491; A63B
2053/0437; A63B 60/00; A63B 60/46
See application file for complete search history.

(56) **References Cited**

U.S. PATENT DOCUMENTS

D526,372 S * 8/2006 Kohno D21/759
D536,402 S * 2/2007 Kawami D21/759
D574,048 S * 7/2008 Kadoya D21/759
D589,103 S * 3/2009 Kohno D21/759
D612,442 S * 3/2010 Oldknow D21/759
D622,338 S * 8/2010 Kohno D21/752
D719,624 S * 12/2014 Asatsuma D21/759
D719,626 S * 12/2014 Asatsuma D21/759

Primary Examiner — Mitchell I. Siegel

(74) *Attorney, Agent, or Firm* — Birch, Stewart, Kolasch & Birch LLP

(57) **CLAIM**

The ornamental design for a head for golf club, as shown and described.

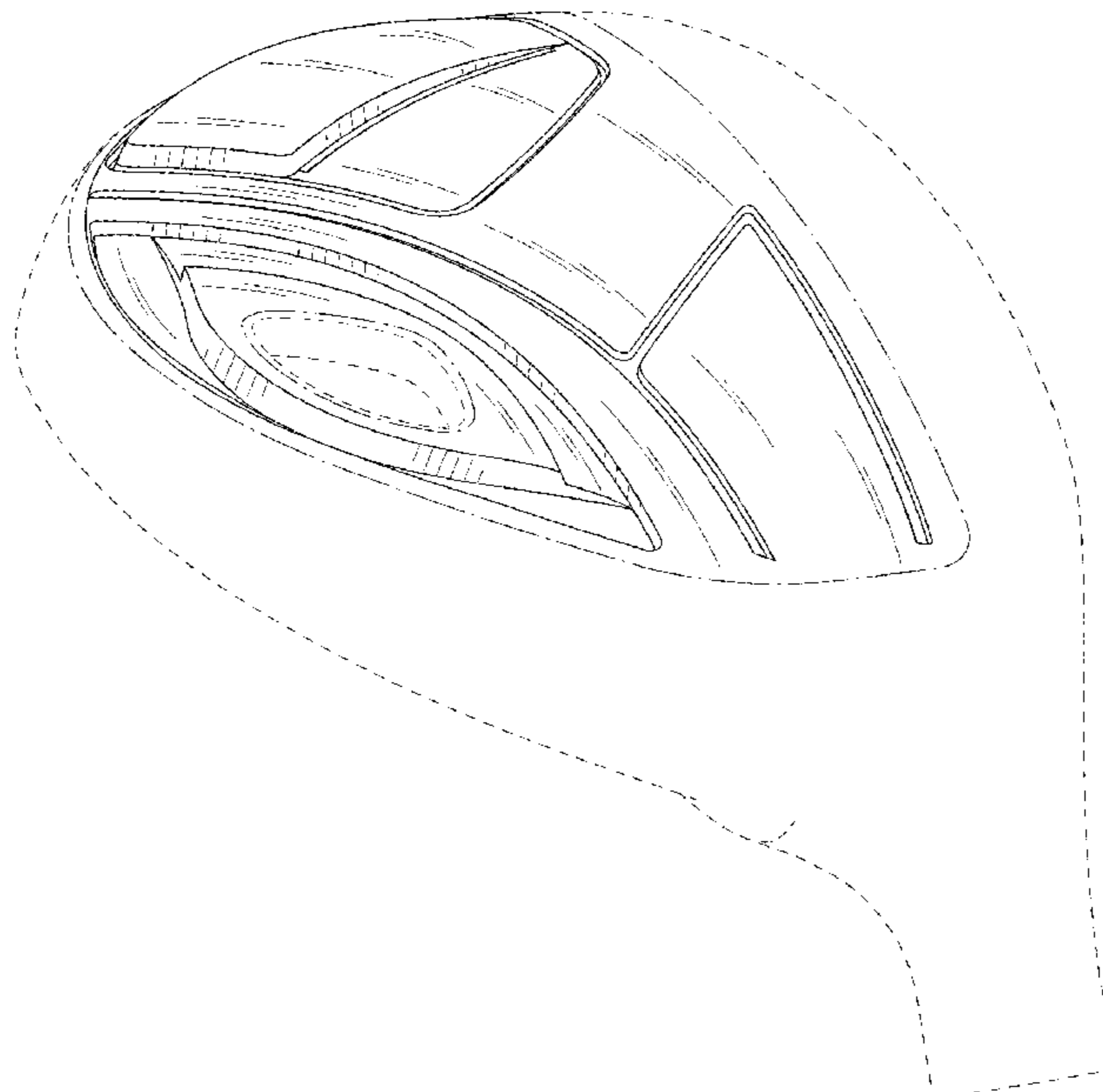
DESCRIPTION

FIG. 1 is a first perspective view of a head for golf club; FIG. 2 is a second perspective view thereof; FIG. 3 is a front view thereof; FIG. 4 is a left side view thereof; FIG. 5 is a top view thereof; and, FIG. 6 is a bottom view thereof.

The broken lines depict portions of the head for golf club in which the design is embodied that are not considered part of the claimed design.

The dashed lines show a boundary between the claimed design and unclaimed portions.

1 Claim, 6 Drawing Sheets



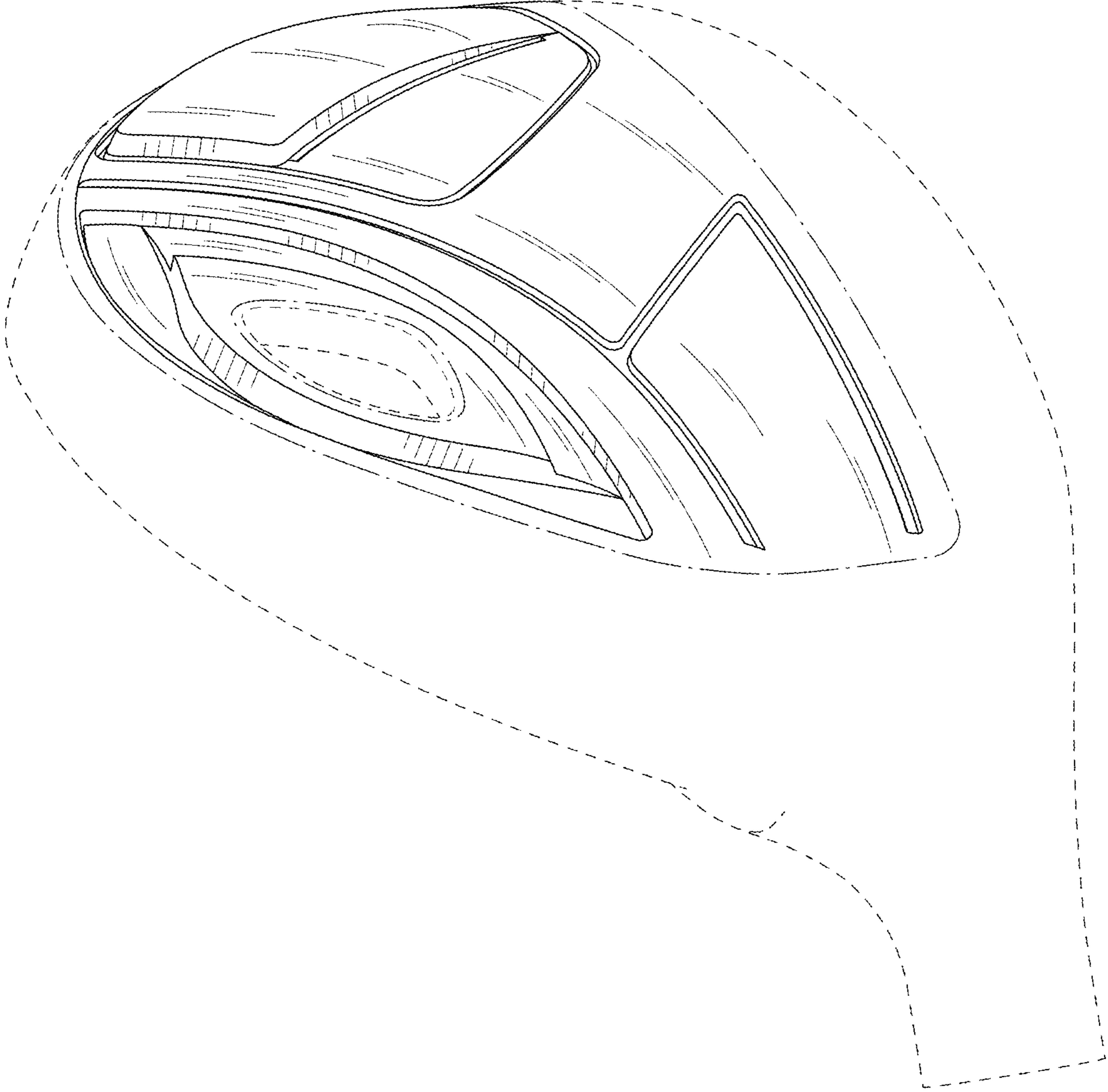


FIG. 1

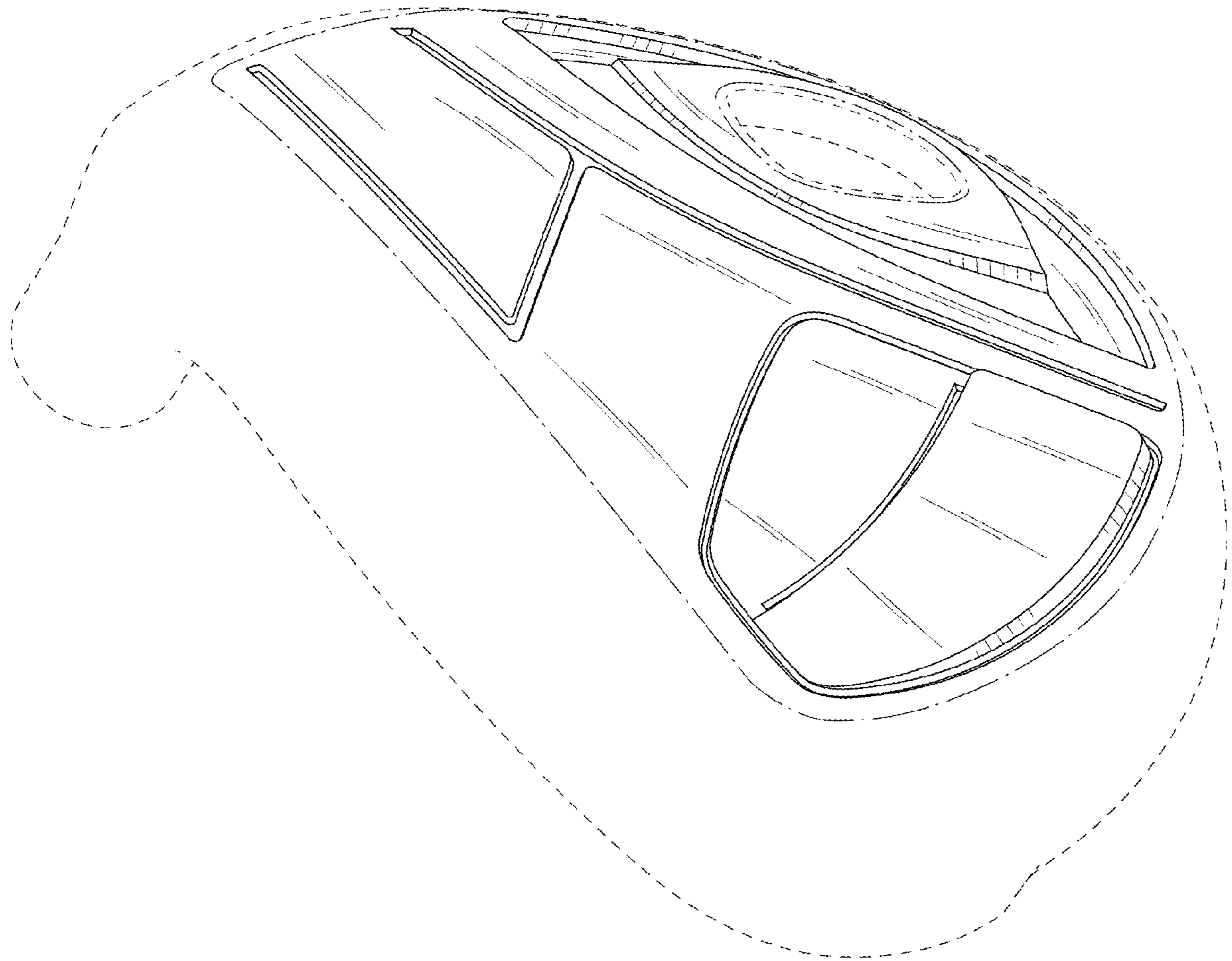


FIG.2

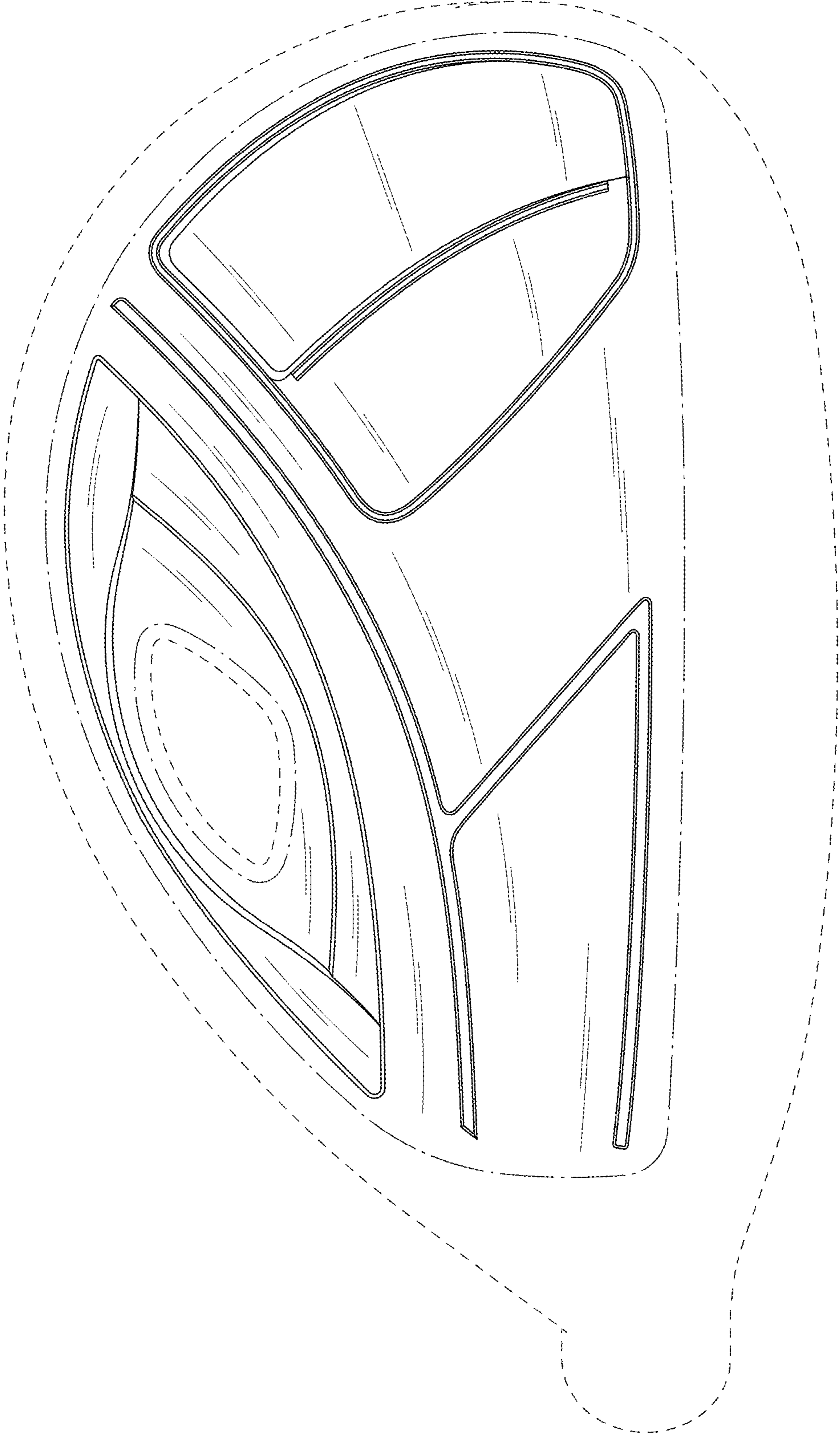


FIG.3

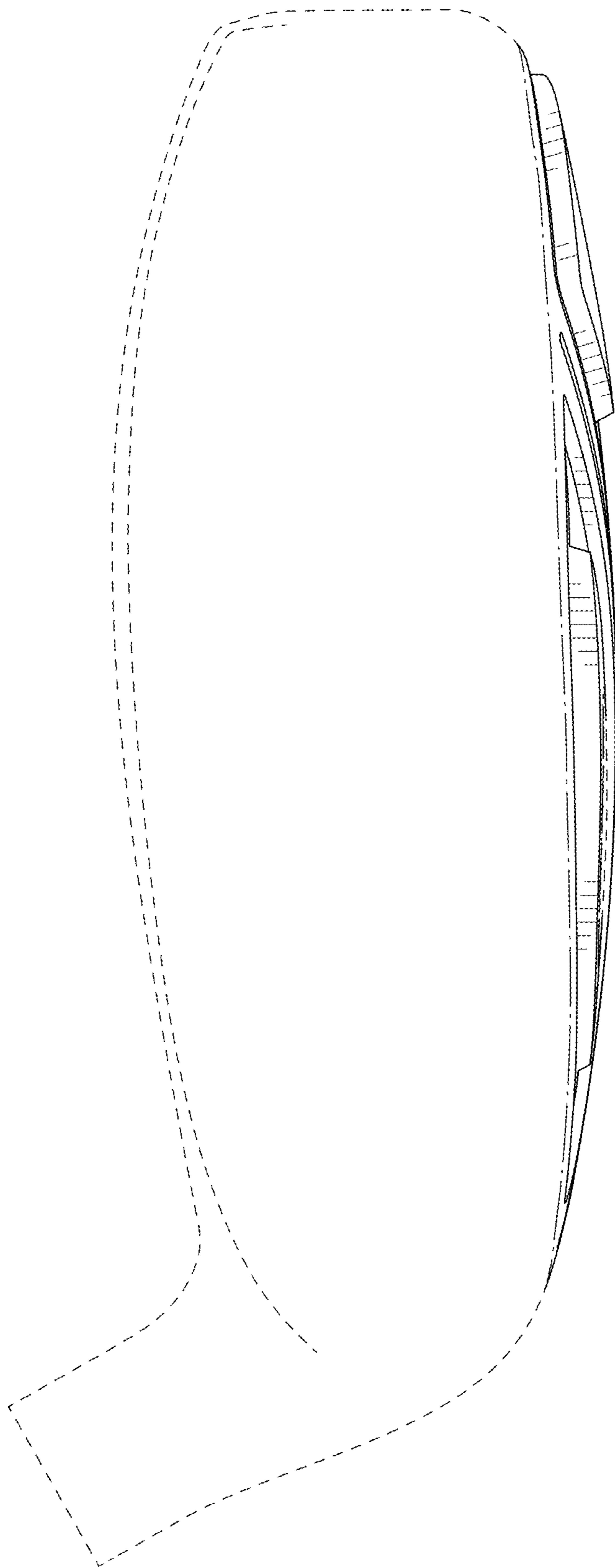


FIG.4




FIG.5

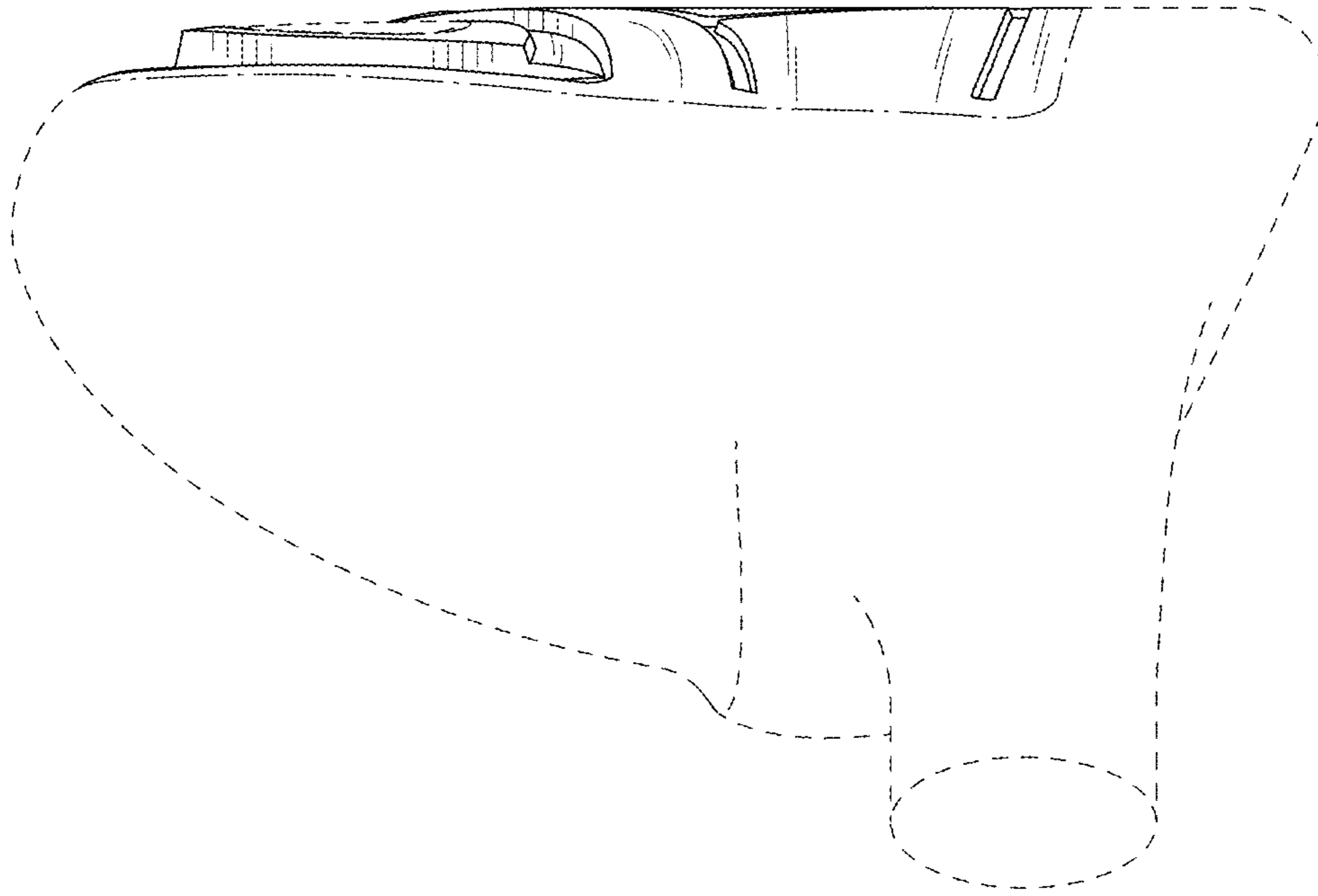


FIG.6