



US00D921791S

(12) **United States Design Patent** (10) **Patent No.:** **US D921,791 S**
Agrella et al. (45) **Date of Patent:** **** *Jun. 8, 2021**

- (54) **GOLF CLUB HEAD**
- (71) Applicant: **SUMITOMO RUBBER INDUSTRIES, LTD.**, Kobe (JP)
- (72) Inventors: **Alexandra Agrella**, Huntington Beach, CA (US); **Darius Cyrulik**, Alhambra, CA (US); **Phillip C. Seagram**, Long Beach, CA (US)
- (73) Assignee: **SUMITOMO RUBBER INDUSTRIES, LTD.**, Kobe (JP)
- (*) Notice: This patent is subject to a terminal disclaimer.
- (**) Term: **15 Years**
- (21) Appl. No.: **29/705,620**
- (22) Filed: **Sep. 13, 2019**
- (51) **LOC (13) Cl.** **21-02**
- (52) **U.S. Cl.**
USPC **D21/759**
- (58) **Field of Classification Search**
USPC D21/747-751, 759
CPC A63B 53/00; A63B 53/02; A63B 53/04; A63B 53/047; A63B 53/0475; A63B 2053/0479; A63B 2053/0483; A63B 2053/0445; A63B 60/00; A63B 60/46
See application file for complete search history.

- (56) **References Cited**
U.S. PATENT DOCUMENTS
- D393,302 S * 4/1998 Renegar D21/759
- D411,274 S * 6/1999 Renegar D21/759
- D469,836 S * 2/2003 Mendralla, Jr. D21/759
- D500,541 S * 1/2005 Rollinson D21/759
- D532,473 S * 11/2006 Chen D21/759
- D574,456 S * 8/2008 Chen D21/759
- D618,754 S * 6/2010 Schweigert D21/759

- D635,626 S * 4/2011 Nicolette D21/759
- D639,884 S * 6/2011 Breier D21/759
- D642,643 S * 8/2011 Nicolette D21/759
- D669,546 S * 10/2012 Llewellyn D21/752
- D669,948 S * 10/2012 Sakamoto D21/752
- D669,949 S * 10/2012 Sakamoto D21/752
- D696,367 S * 12/2013 Taylor D21/747
- D709,574 S * 7/2014 Bacon D21/759
- D716,392 S * 10/2014 Lee D21/759
- D741,429 S * 10/2015 Asatsuma D21/759
- D763,992 S * 8/2016 Cardani D21/759
- D777,272 S * 1/2017 Serrano D21/759
- D792,540 S * 7/2017 Kim D21/759
- D793,504 S * 8/2017 Cardani D21/759
- D807,456 S * 1/2018 Harrington D21/759
- D810,217 S * 2/2018 Long D21/759
- D813,967 S * 3/2018 Ripp D21/759
- D823,961 S * 7/2018 Dolezel D21/759
- D823,962 S * 7/2018 Dolezel D21/759
- D833,552 S * 11/2018 Dolezel D21/759
- D835,739 S * 12/2018 Long D21/759

(Continued)

Primary Examiner — Mitchell I. Siegel
(74) Attorney, Agent, or Firm — Oliff PLC

(57) **CLAIM**

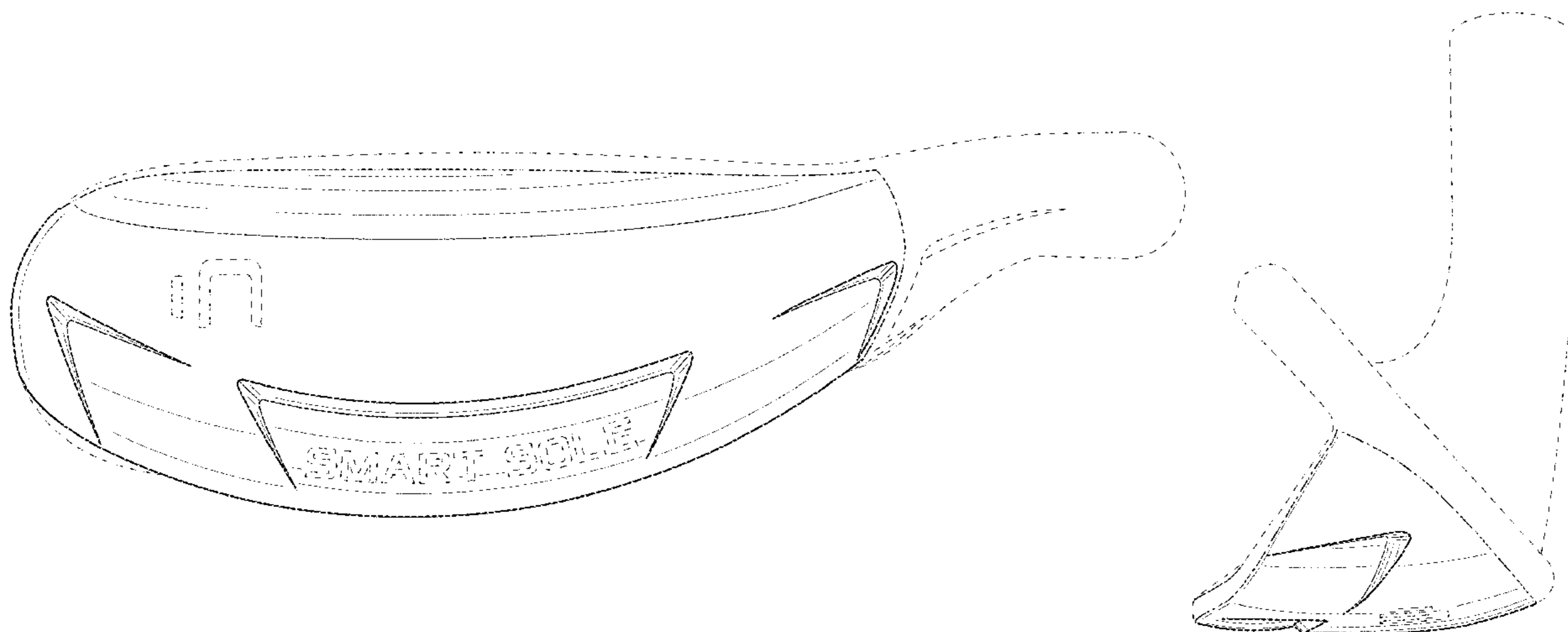
The ornamental design for a golf club head, as shown and described.

DESCRIPTION

FIG. 1 is a front, bottom perspective view of the golf club head;
 FIG. 2 is a bottom plan view thereof;
 FIG. 3 is a toe-side elevational view thereof;
 FIG. 4 is a heel-side elevational view thereof;
 FIG. 5 is a front elevational view thereof; and,
 FIG. 6 is a rear elevational view thereof.

The broken lines depict parts of the golf club head that form no part of the claimed design. The dot-dash chain lines depict boundaries of the claimed subject matter, and thus form no part of the claimed design.

1 Claim, 6 Drawing Sheets



(56)

References Cited

U.S. PATENT DOCUMENTS

D861,098 S * 9/2019 Asatsuma D21/759
2017/0182381 A1* 6/2017 Seluga A63B 53/0475

* cited by examiner




FIG. 1

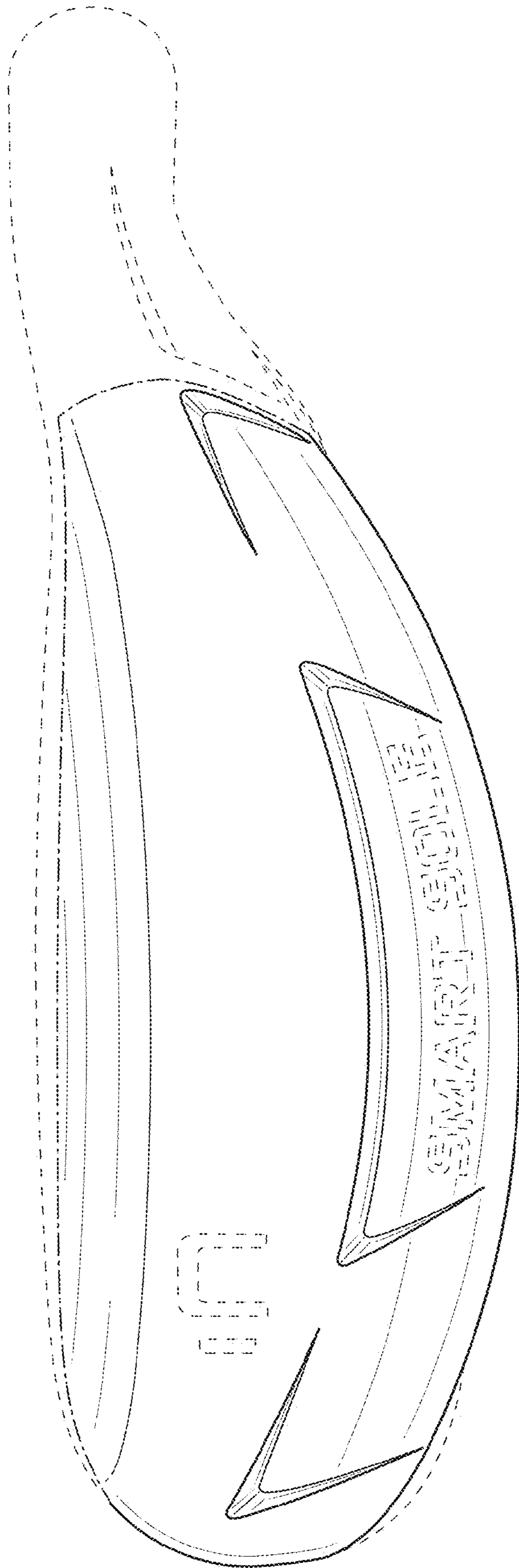


FIG. 2

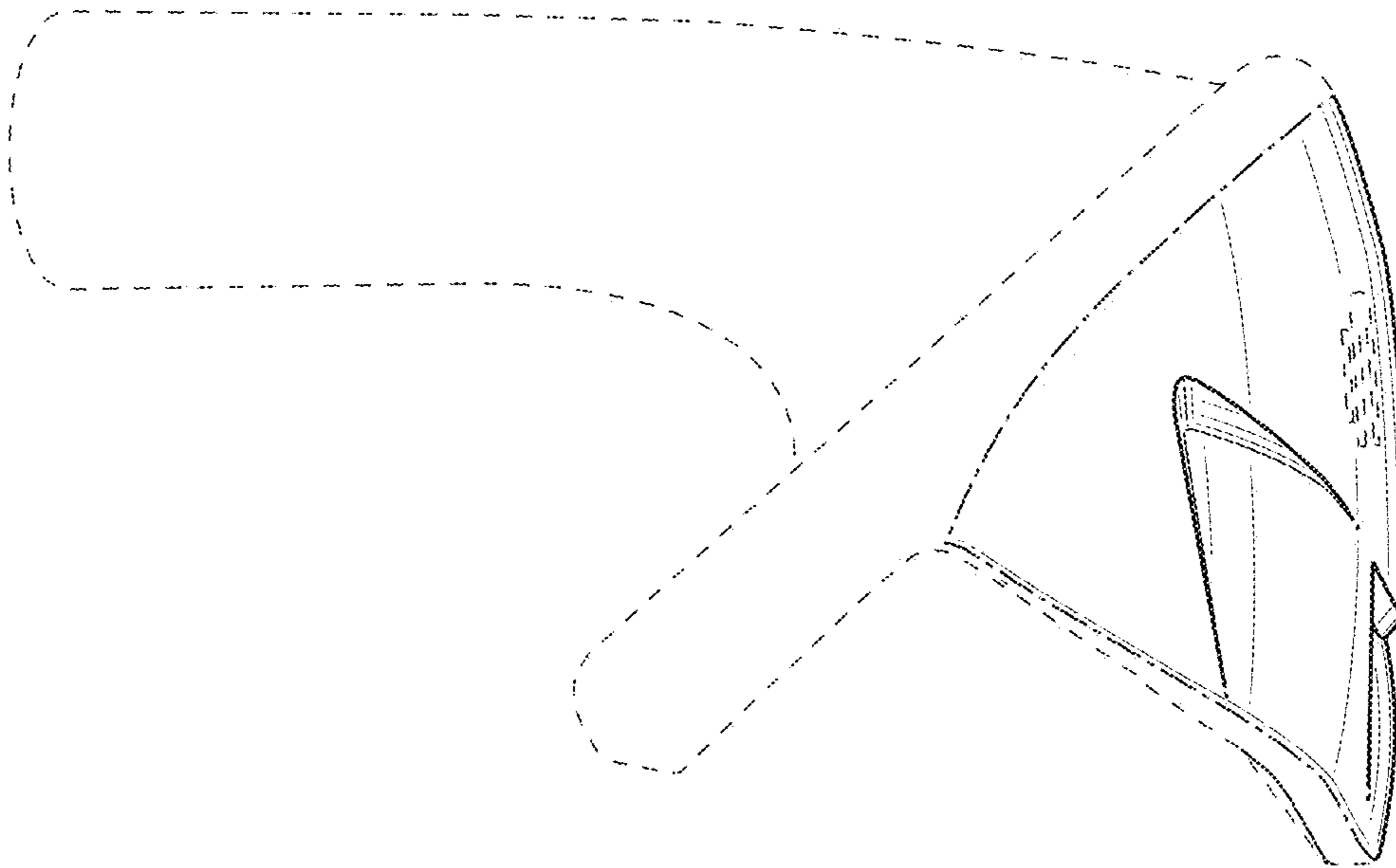


FIG. 3

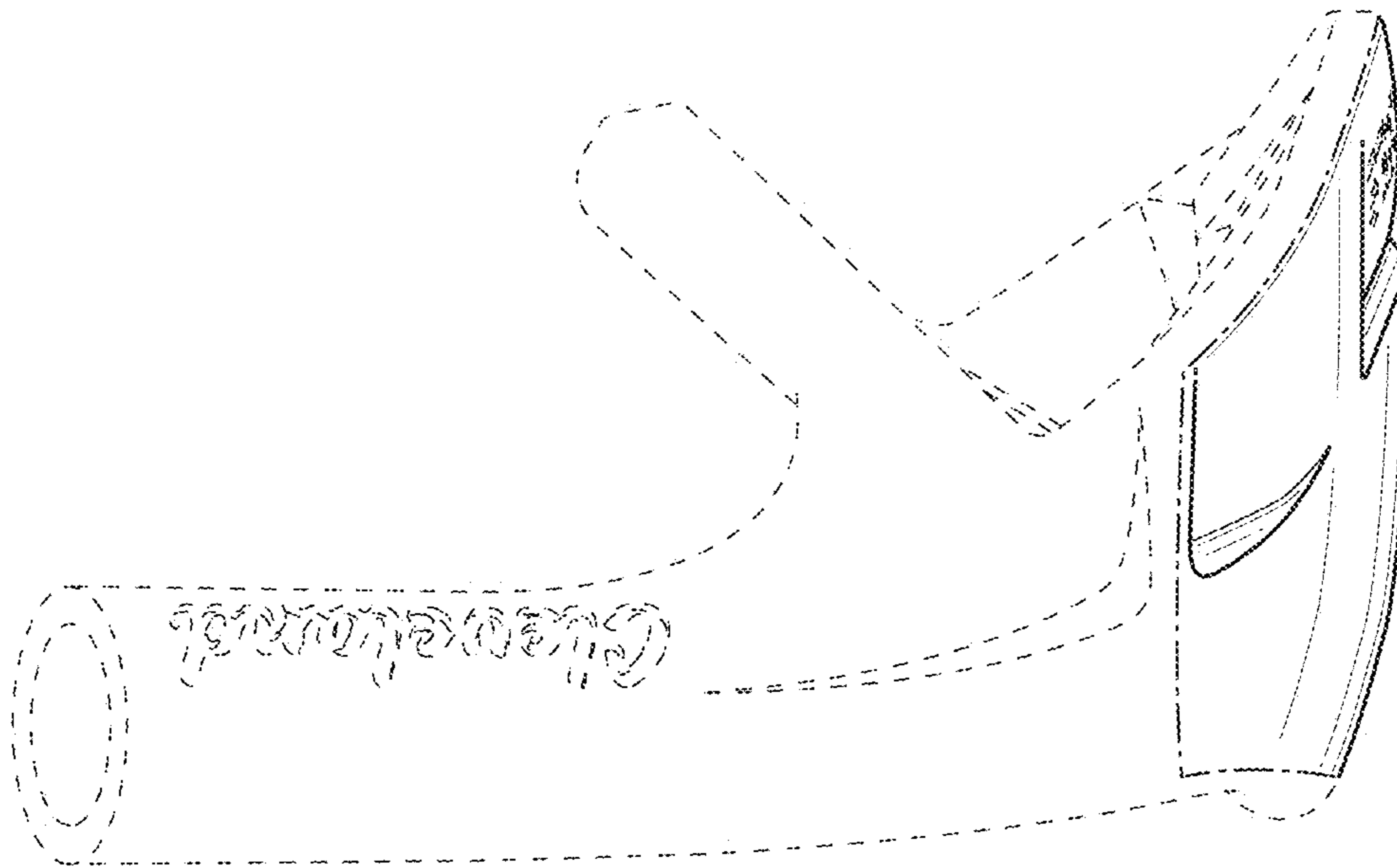


FIG. 4

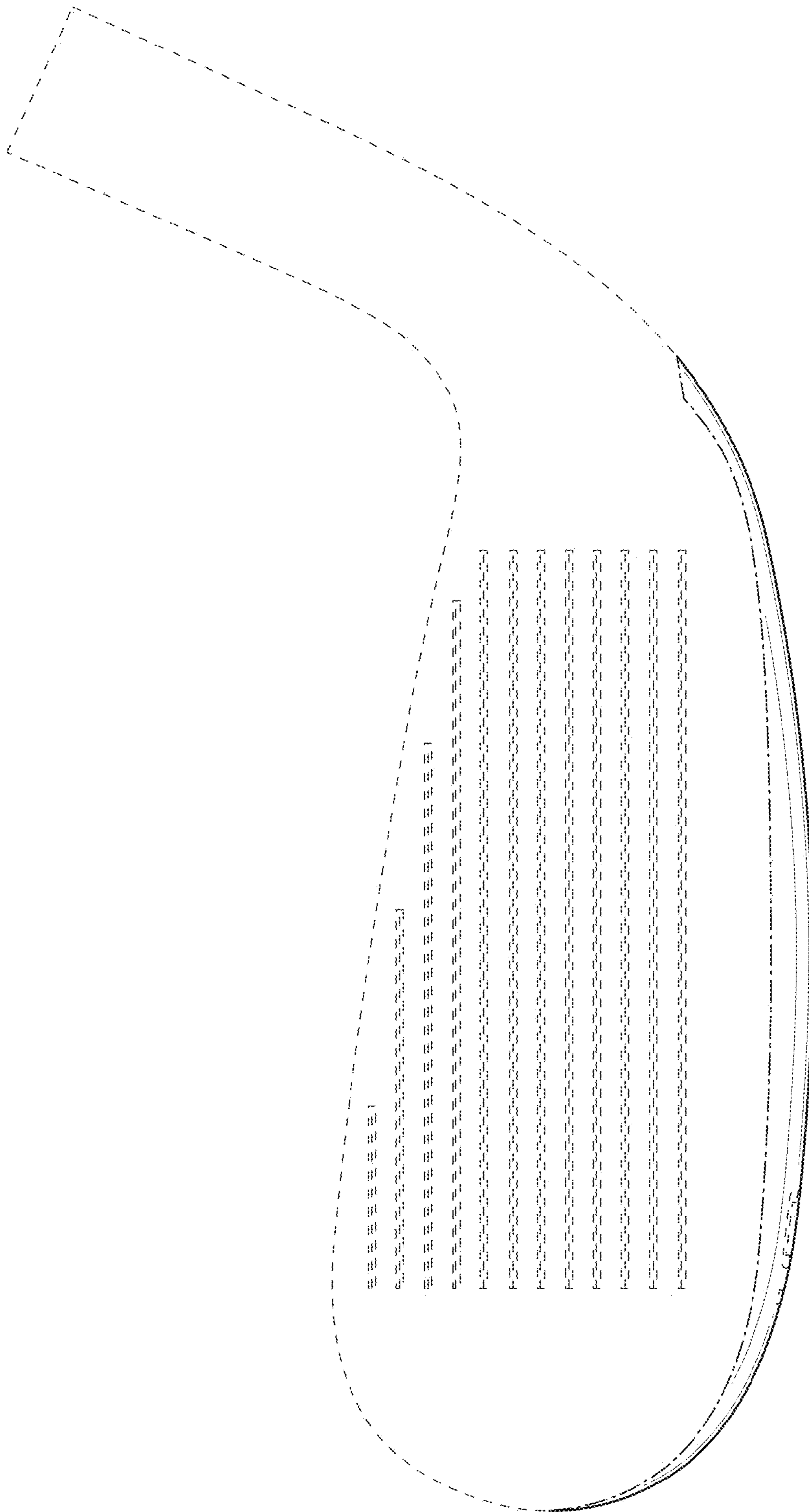


FIG. 5

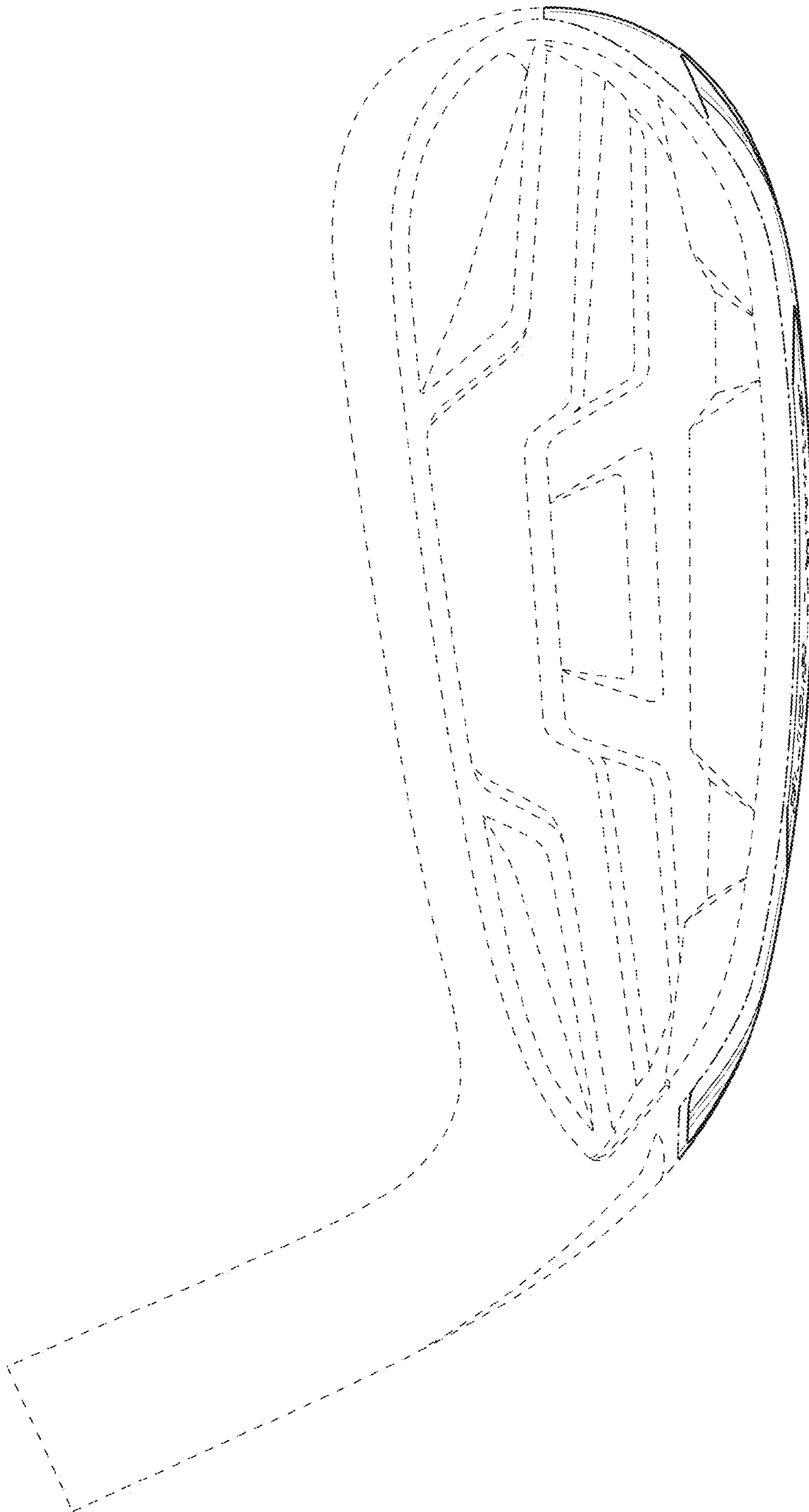


FIG. 6