



US00D921790S

(12) **United States Design Patent** (10) **Patent No.:** **US D921,790 S**
Agrella et al. (45) **Date of Patent:** **** Jun. 8, 2021**

(54) **GOLF CLUB HEAD**
(71) Applicant: **SUMITOMO RUBBER INDUSTRIES, LTD.**, Kobe (JP)
(72) Inventors: **Alexandra Agrella**, Huntington Beach, CA (US); **Darius Cyrulik**, Alhambra, CA (US); **Phillip C. Seagram**, Long Beach, CA (US)
(73) Assignee: **SUMITOMO RUBBER INDUSTRIES, LTD.**, Kobe (JP)
(**) Term: **15 Years**
(21) Appl. No.: **29/705,615**
(22) Filed: **Sep. 13, 2019**
(51) **LOC (13) Cl.** **21-02**
(52) **U.S. Cl.**
USPC **D21/759**
(58) **Field of Classification Search**
USPC D21/747-751, 759
CPC A63B 53/00; A63B 53/02; A63B 53/04; A63B 53/047; A63B 53/0475; A63B 2053/0479; A63B 2053/0483; A63B 2053/0445; A63B 60/00; A63B 60/46
See application file for complete search history.

D669,546 S * 10/2012 Llewellyn D21/752
D669,948 S * 10/2012 Sakamoto D21/752
D669,949 S * 10/2012 Sakamoto D21/752
D696,367 S * 12/2013 Taylor D21/747
D709,574 S * 7/2014 Bacon D21/759
D716,392 S * 10/2014 Lee D21/759
D741,429 S * 10/2015 Asatsuma D21/759
D763,992 S * 8/2016 Cardani D21/759
D777,272 S * 1/2017 Serrano D21/759
D792,540 S * 7/2017 Kim D21/759
D793,504 S * 8/2017 Cardani D21/759
D807,456 S * 1/2018 Harrington D21/759
D810,217 S * 2/2018 Long D21/759
D813,967 S * 3/2018 Ripp D21/759
D823,961 S * 7/2018 Dolezel D21/759
D823,962 S * 7/2018 Dolezel D21/759
D833,552 S * 11/2018 Dolezel D21/759
D835,739 S * 12/2018 Long D21/759
D861,098 S * 9/2019 Asatsuma D21/759
2017/0182381 A1 * 6/2017 Seluga A63B 53/0475

* cited by examiner

Primary Examiner — Mitchell I. Siegel
(74) *Attorney, Agent, or Firm* — Oliff PLC

(57) **CLAIM**

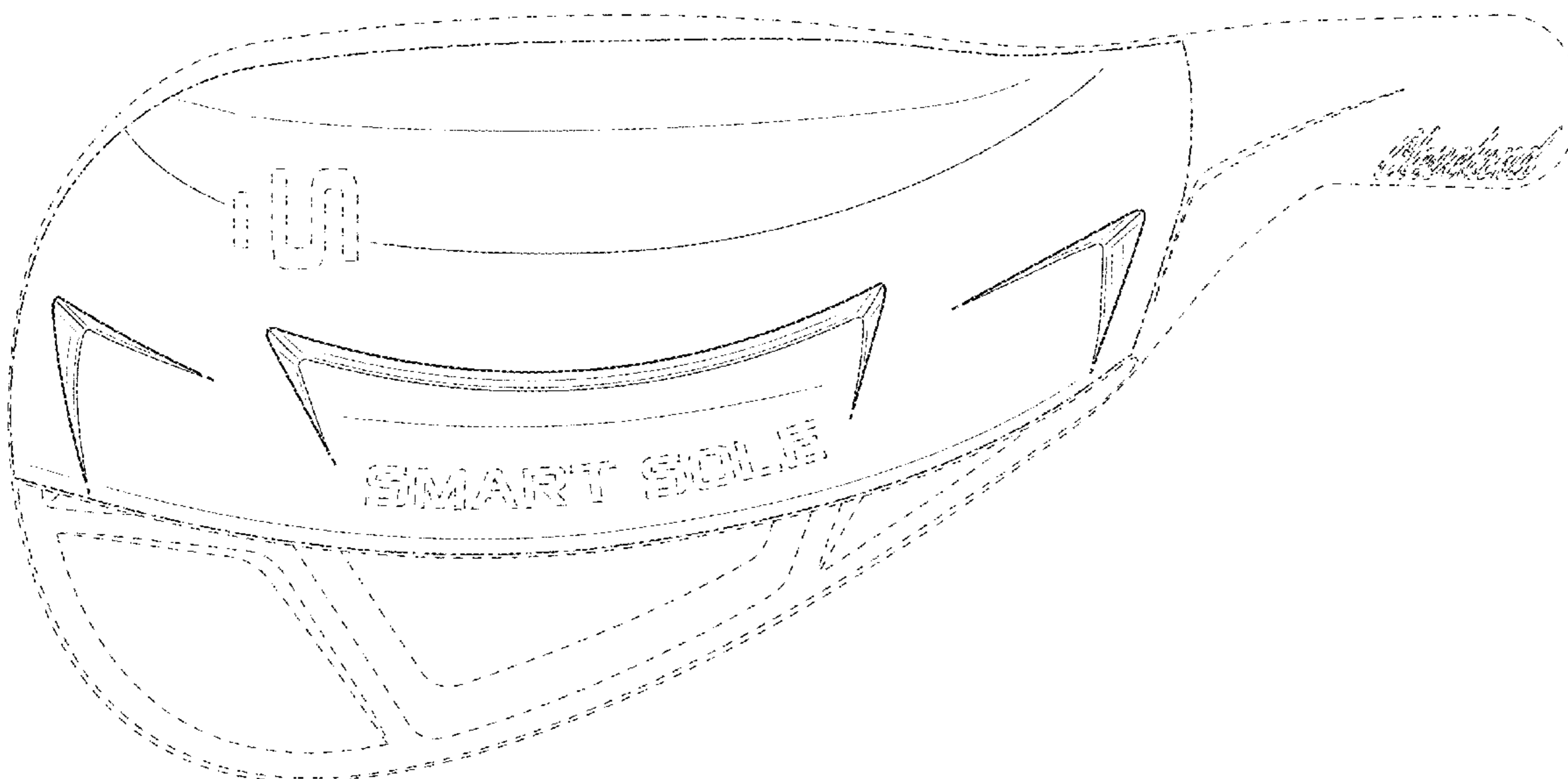
The ornamental design for a golf club head, as shown and described.

DESCRIPTION

FIG. 1 is a front, heel-side, bottom perspective view of the golf club head;
FIG. 2 is a bottom plan view thereof;
FIG. 3 is a toe-side elevational view thereof;
FIG. 4 is a heel-side elevational view thereof;
FIG. 5 is a front elevational view thereof; and,
FIG. 6 is a rear elevational view thereof.
The broken lines depict parts of the golf club head that form no part of the claimed design. The dot-dash chain lines depict boundaries of the claimed subject matter, and thus form no part of the claimed design.

1 Claim, 6 Drawing Sheets

(56) **References Cited**
U.S. PATENT DOCUMENTS
D393,302 S * 4/1998 Renegar D21/759
D411,274 S * 6/1999 Renegar D21/759
D469,836 S * 2/2003 Mendralla, Jr. D21/759
D500,541 S * 1/2005 Rollinson D21/759
D532,473 S * 11/2006 Chen D21/759
D574,456 S * 8/2008 Chen D21/759
D618,754 S * 6/2010 Schweigert D21/759
D635,626 S * 4/2011 Nicolette D21/759
D639,884 S * 6/2011 Breier D21/759
D642,643 S * 8/2011 Nicolette D21/759



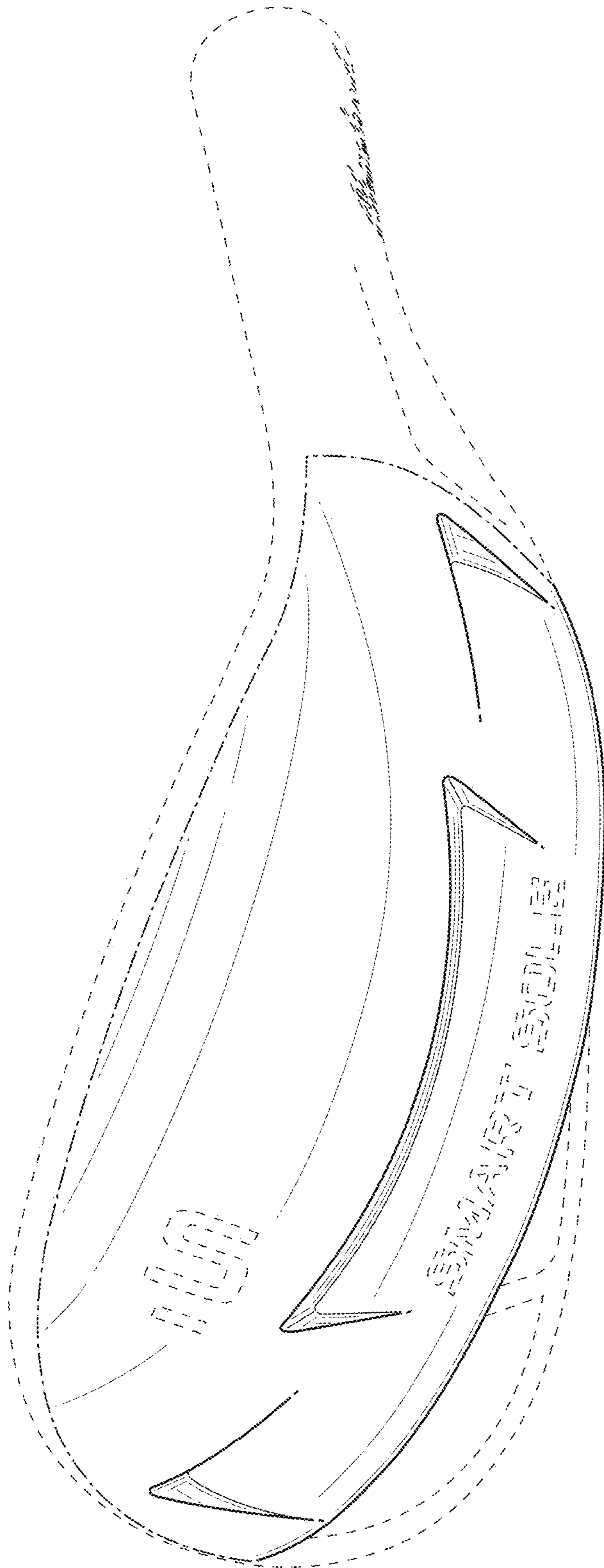


FIG. 1

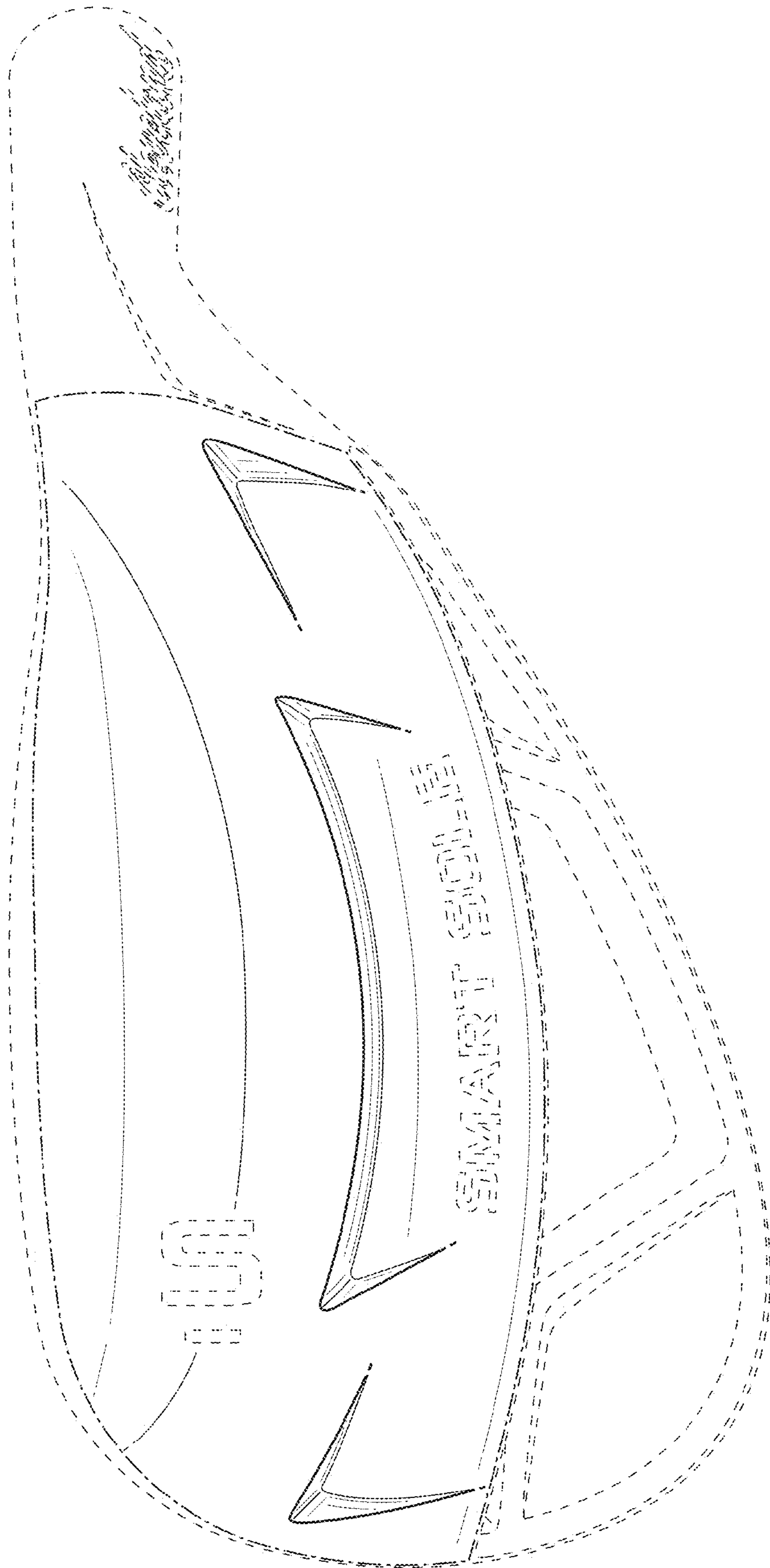


FIG. 2

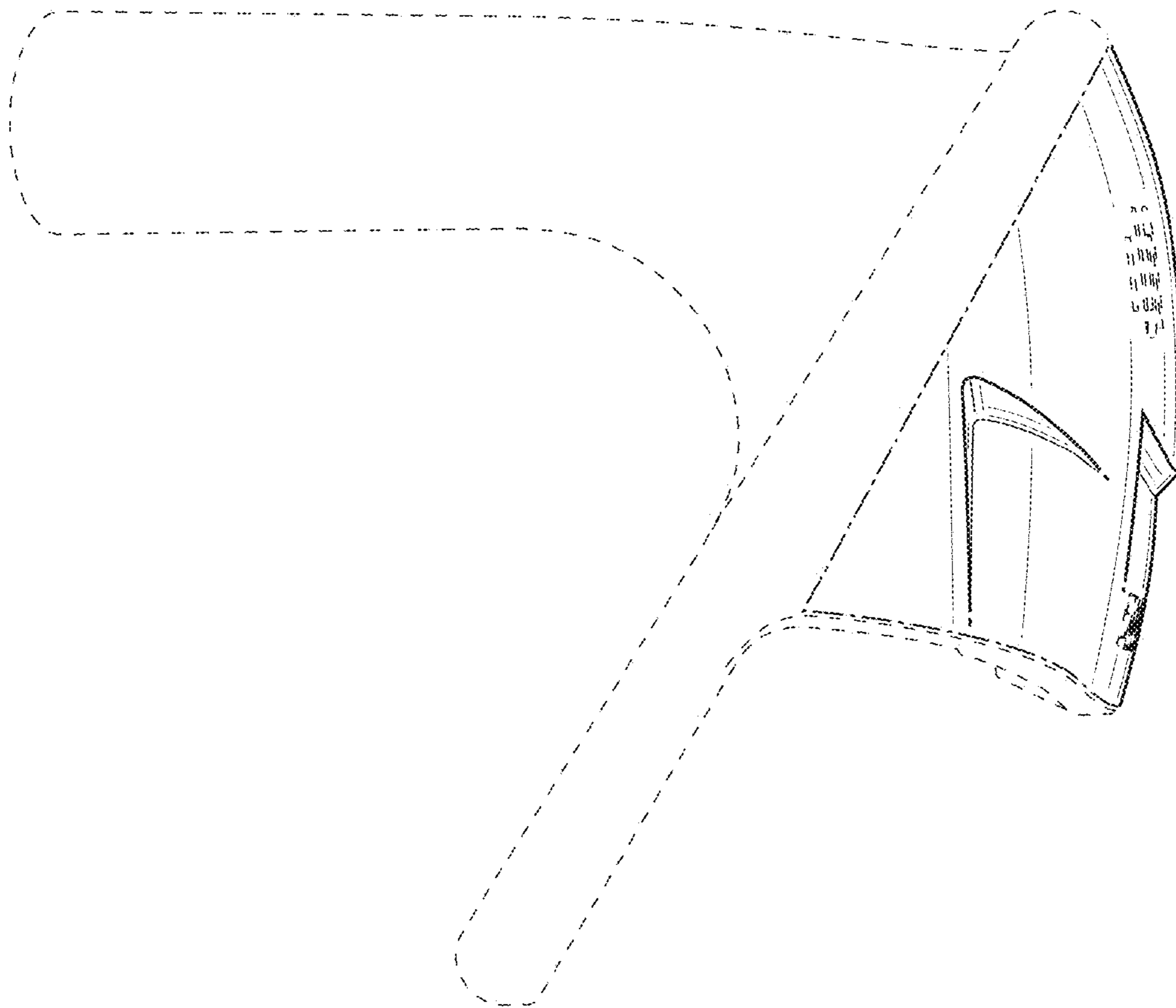


FIG. 3

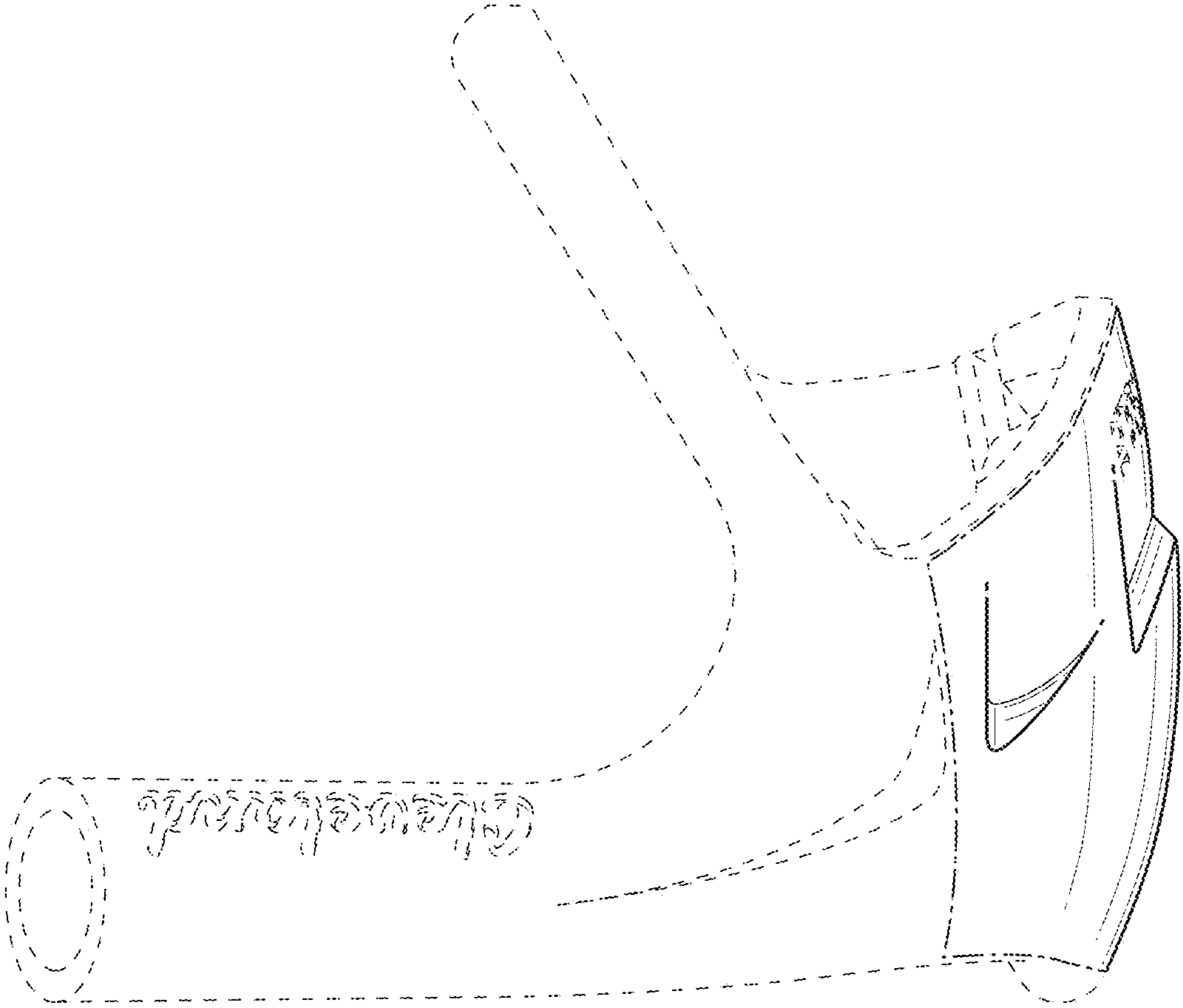


FIG. 4

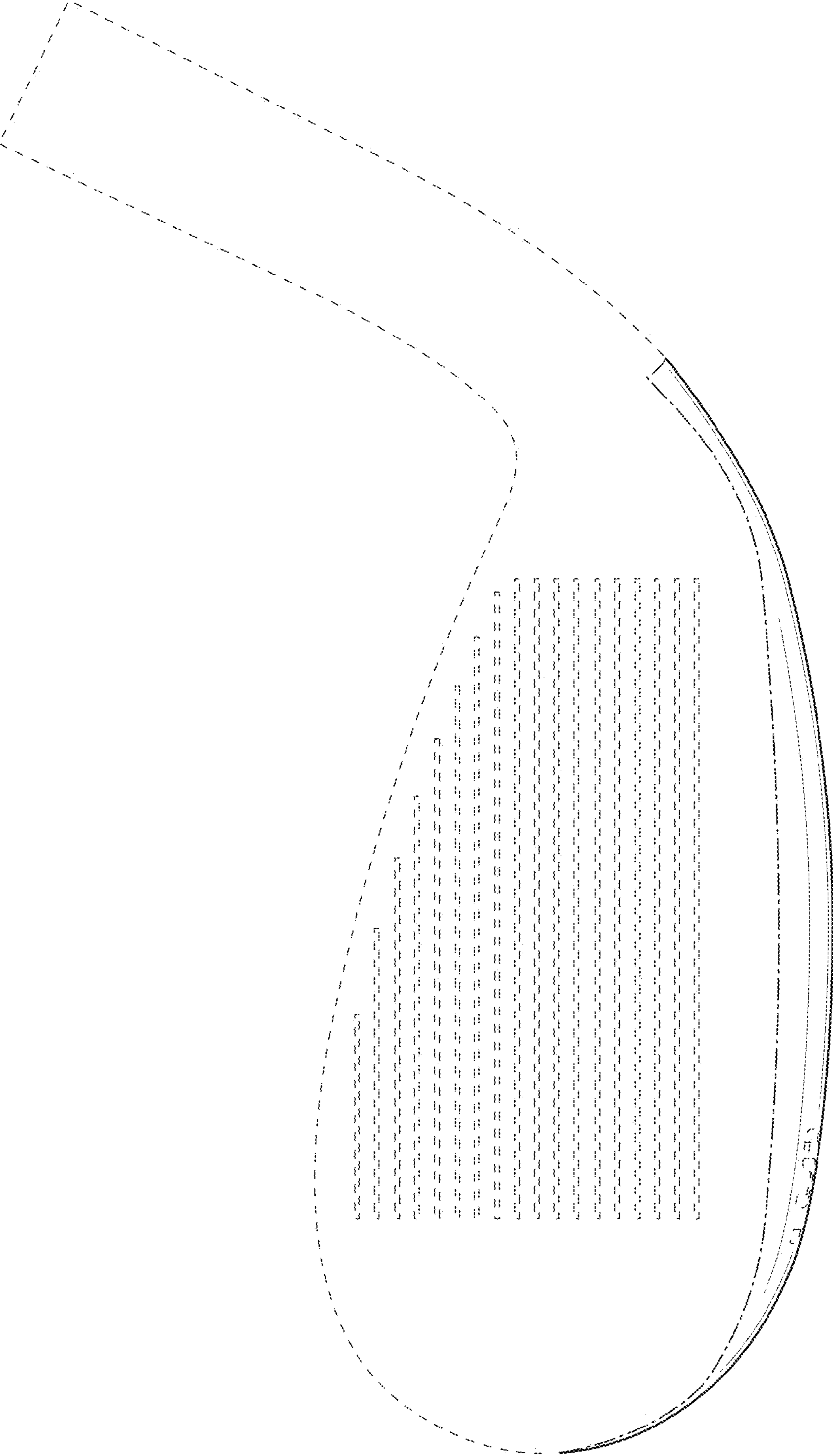


FIG. 5

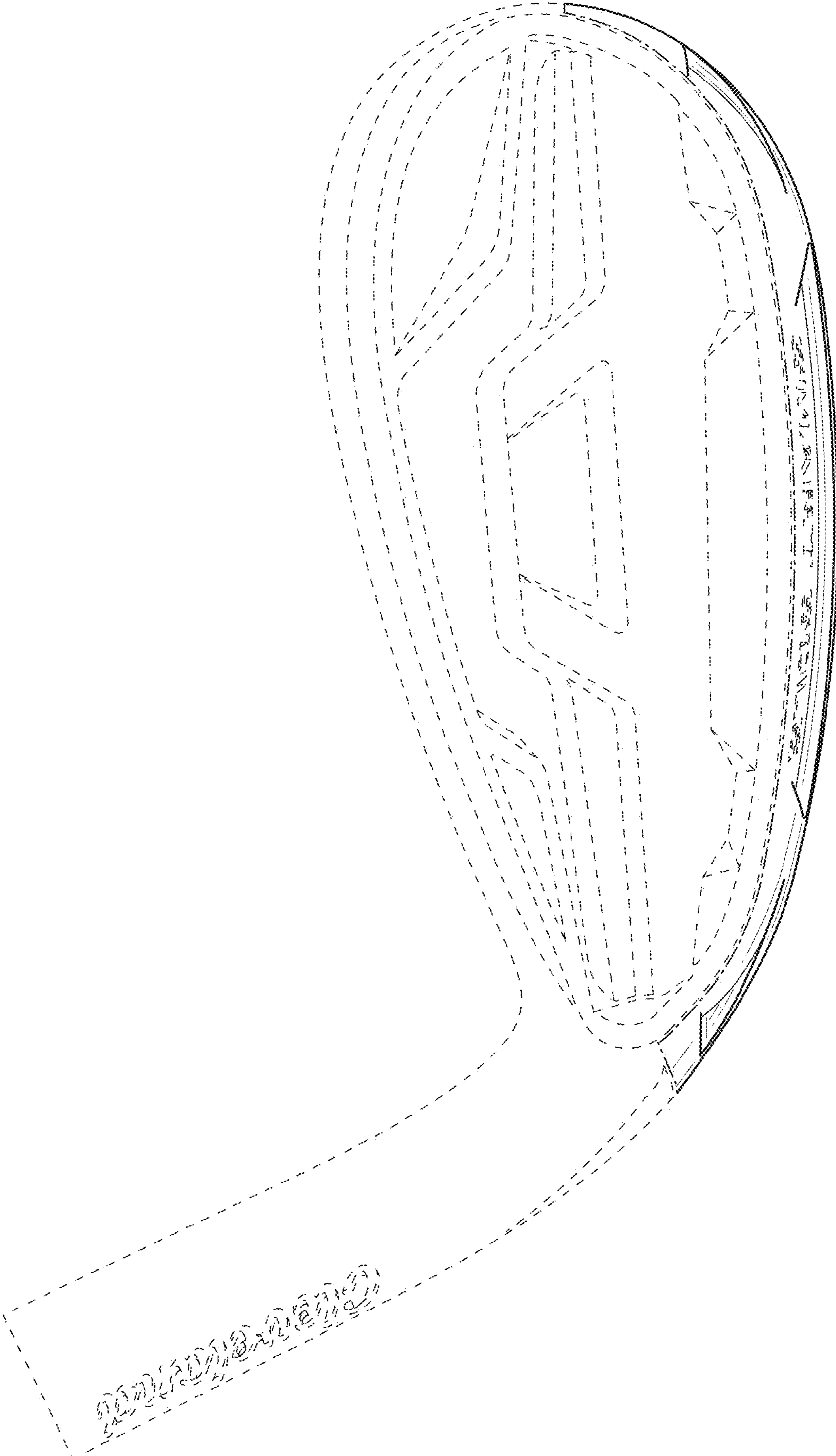


FIG. 6