



US00D921789S

(12) **United States Design Patent**
Agrella et al.

(10) **Patent No.:** **US D921,789 S**

(45) **Date of Patent:** **** Jun. 8, 2021**

(54) **GOLF CLUB HEAD**

(71) Applicant: **SUMITOMO RUBBER INDUSTRIES, LTD.**, Kobe (JP)

(72) Inventors: **Alexandra Agrella**, Huntington Beach, CA (US); **Darius Cyrulik**, Alhambra, CA (US); **Phillip C. Seagram**, Long Beach, CA (US)

(73) Assignee: **SUMITOMO RUBBER INDUSTRIES, LTD.**, Kobe (JP)

(**) Term: **15 Years**

(21) Appl. No.: **29/705,611**

(22) Filed: **Sep. 13, 2019**

(51) **LOC (13) Cl.** **21-02**

(52) **U.S. Cl.**
USPC **D21/759**

(58) **Field of Classification Search**
USPC D21/747-751, 759
CPC A63B 53/00; A63B 53/02; A63B 53/04;
A63B 53/047; A63B 53/0475; A63B
2053/0479; A63B 2053/0483; A63B
2053/0445; A63B 60/00; A63B 60/46
See application file for complete search history.

(56) **References Cited**

U.S. PATENT DOCUMENTS

D505,466 S *	5/2005	Lang	D21/749
D510,115 S *	9/2005	Lang	D21/749
D518,539 S *	4/2006	Cleveland	D21/748
D566,803 S *	4/2008	Foster	D21/747
D598,060 S *	8/2009	Barez	D21/747
D659,214 S *	5/2012	Oldknow	D21/759
D669,947 S *	10/2012	Kim	D21/747

D680,603 S *	4/2013	Nicolette	D21/749
D684,227 S *	6/2013	Roach	D21/749
D684,228 S *	6/2013	Breier	D21/749
D707,766 S *	6/2014	Wolfe	D21/747
D709,149 S *	7/2014	Roach	D21/747
D716,391 S *	10/2014	Roche	D21/759
D733,819 S *	7/2015	Dolezel	D21/747
D764,612 S *	8/2016	Tang	D21/759
D767,695 S *	9/2016	Kitching, Jr.	D21/747
D768,249 S *	10/2016	Chun	D21/747
D791,892 S *	7/2017	Stokke	D21/747
D815,705 S *	4/2018	Dolezel	D21/749
D875,860 S *	2/2020	Kim	D21/759
D895,749 S *	9/2020	Seagram	D21/747
2015/0367198 A1 *	12/2015	Seagram	A63B 53/047 473/349
2020/0353321 A1 *	11/2020	Grenier	A63B 60/52

* cited by examiner

Primary Examiner — **Michell I. Siegel**

(74) *Attorney, Agent, or Firm* — **Oloff PLC**

(57) **CLAIM**

The ornamental design for a golf club head, as shown and described.

DESCRIPTION

FIG. 1 is a rear, heel-side, top perspective view of the golf club head;

FIG. 2 is a rear elevational view thereof;

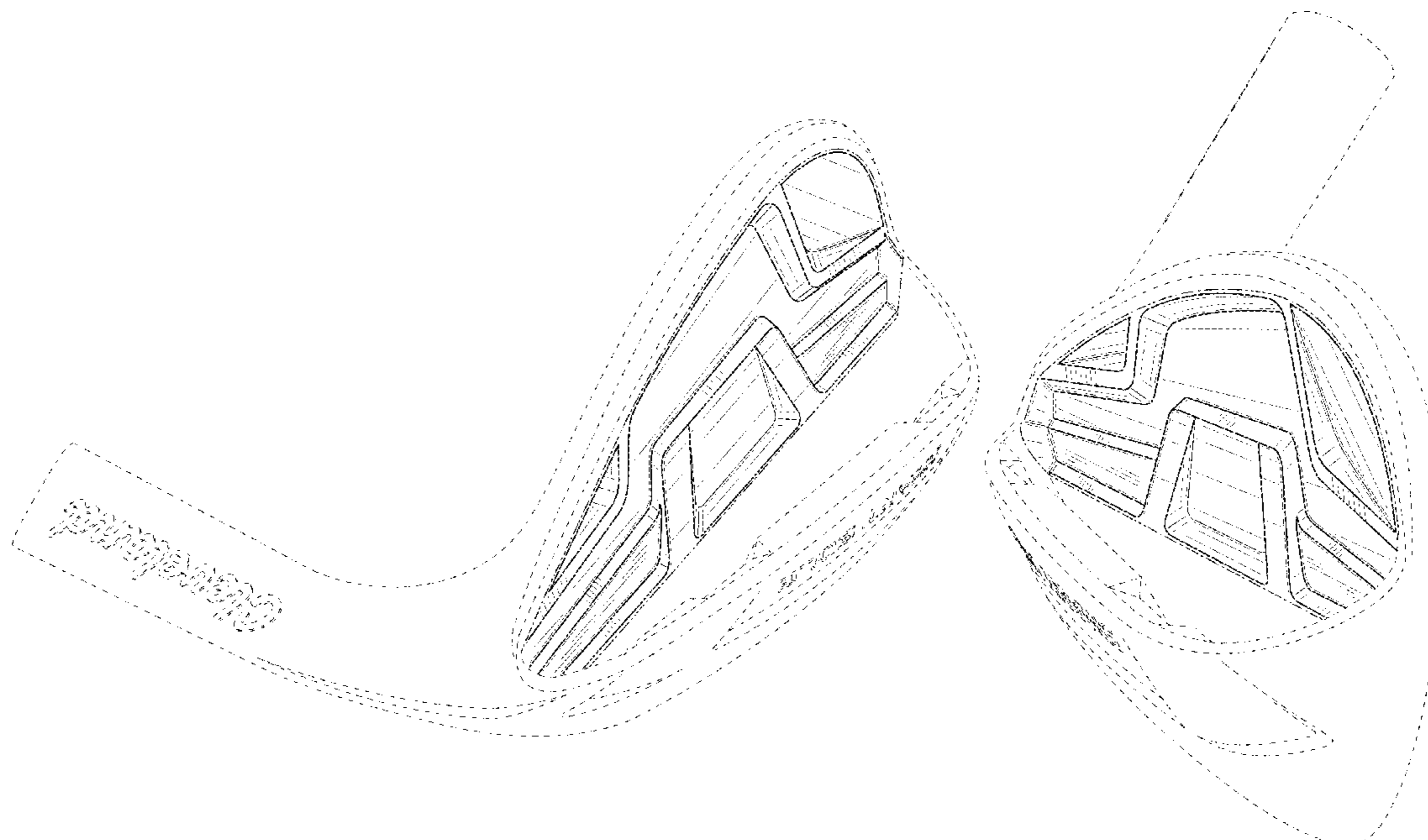
FIG. 3 is a heel-side elevational view thereof;

FIG. 4 is a bottom plan view thereof; and,

FIG. 5 is a rear, toe-side perspective view thereof.

The broken lines depict parts of the golf club head that form no part of the claimed design. The dot-dash chain lines depict boundaries of the claimed subject matter, and thus form no part of the claimed design.

1 Claim, 5 Drawing Sheets



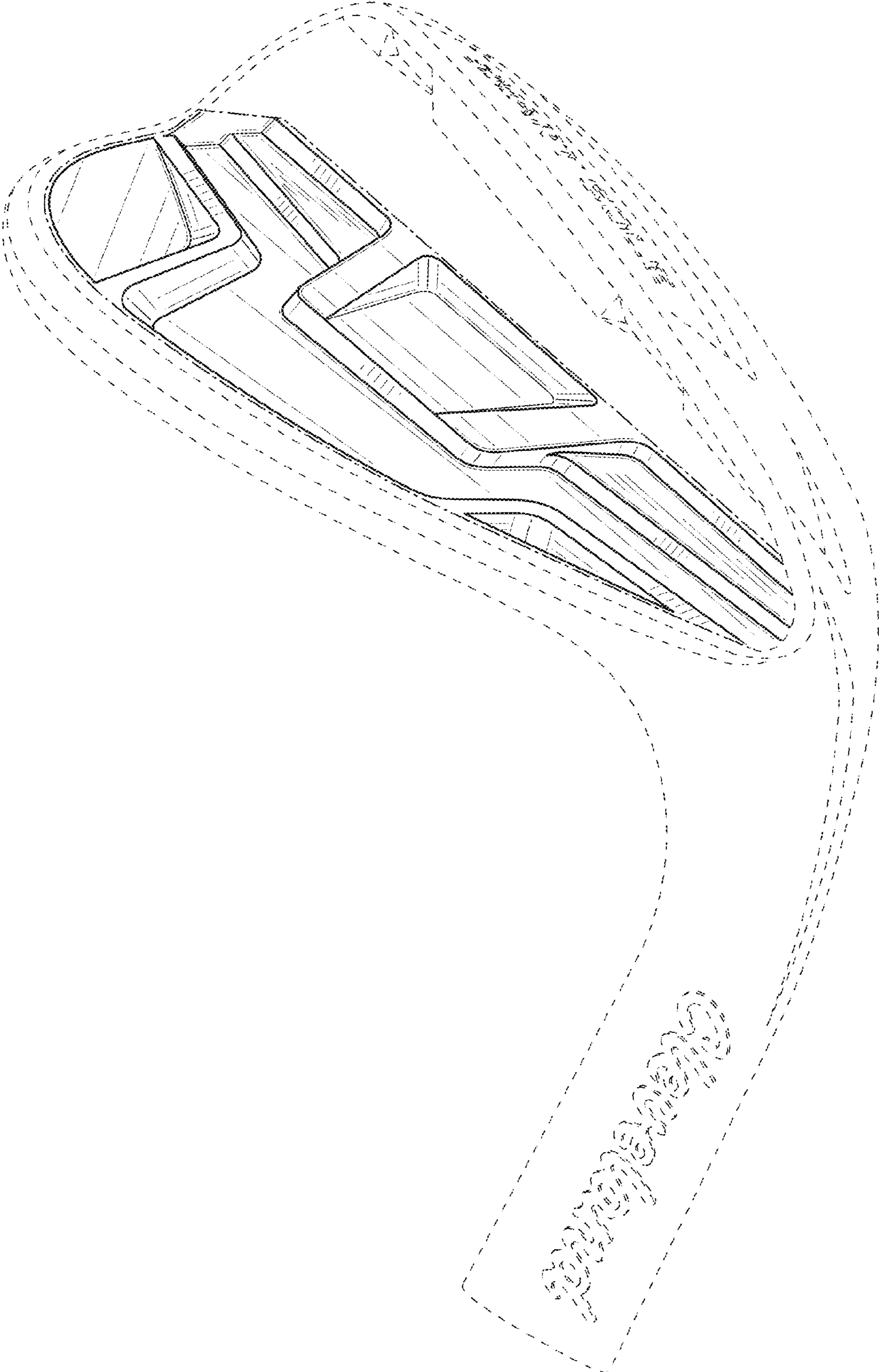


FIG. 1

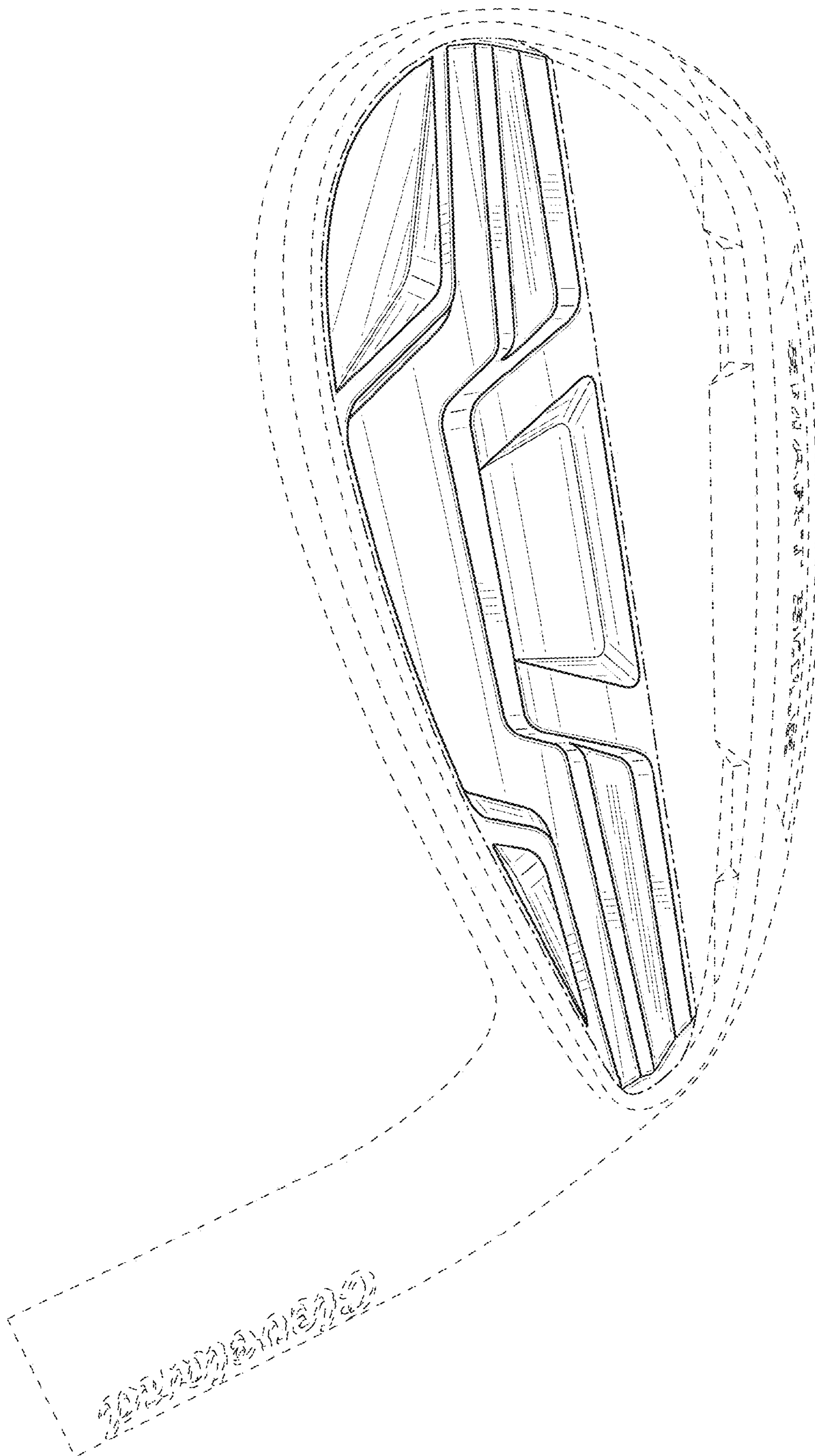


FIG. 2




FIG. 3

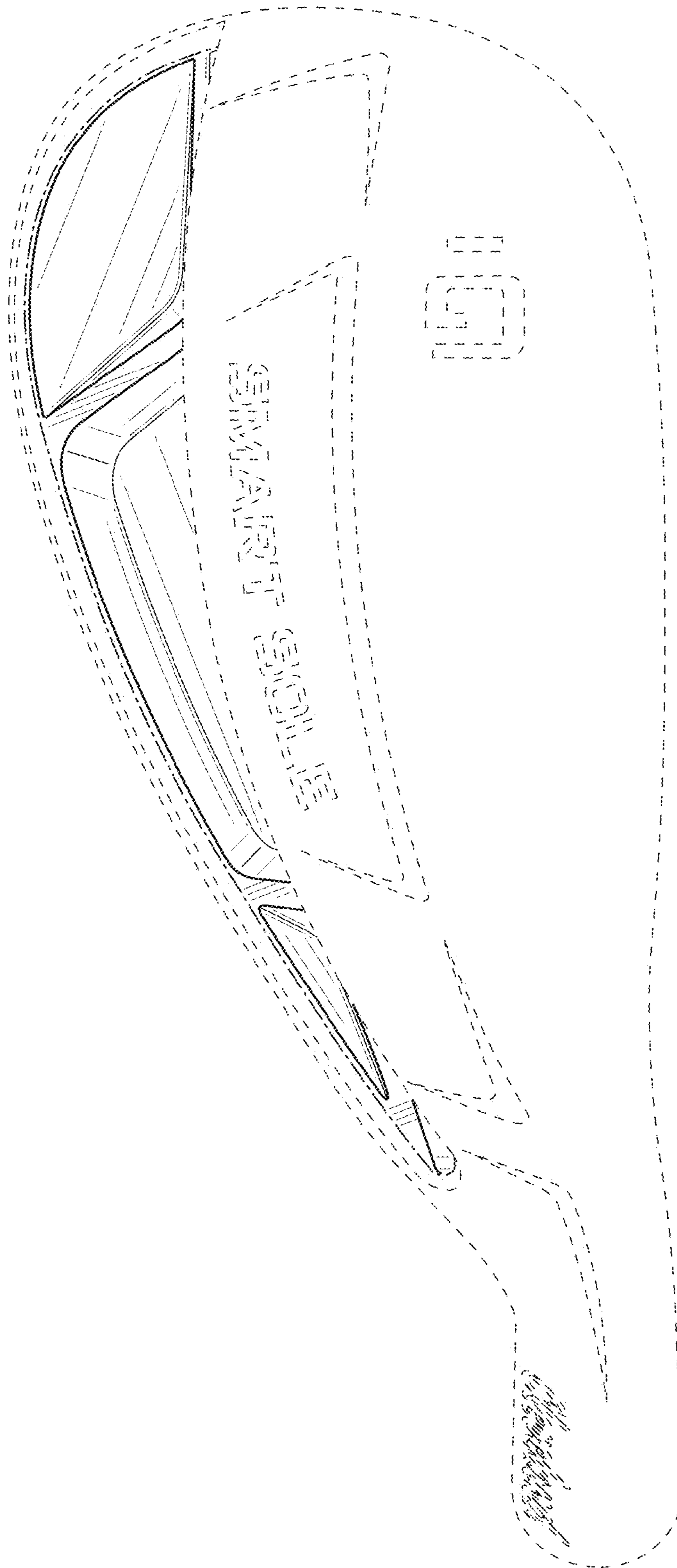


FIG. 4

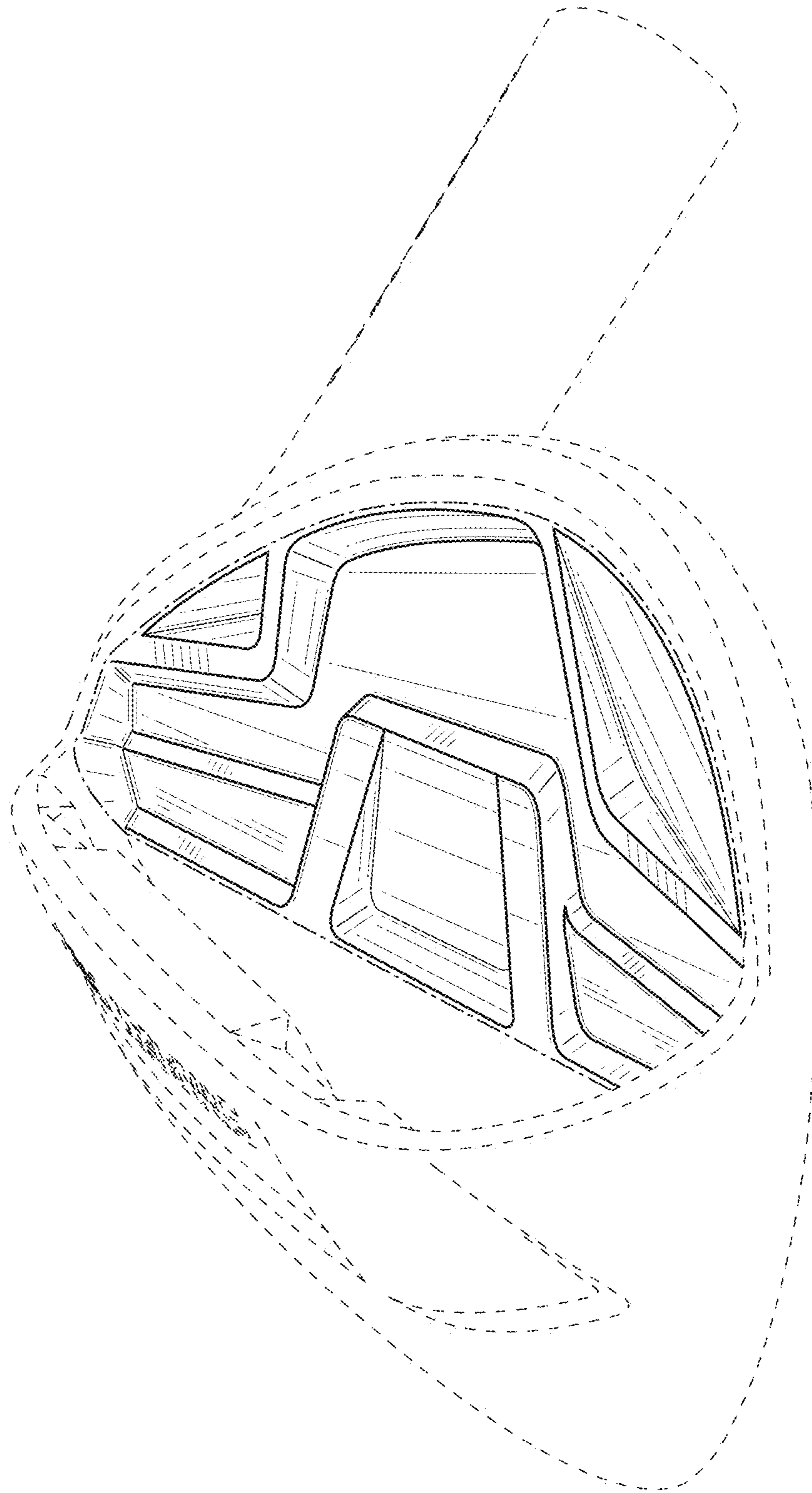


FIG. 5