

US00D921780S

(12) **United States Design Patent** (10) **Patent No.:** **US D921,780 S**
Bartels et al. (45) **Date of Patent:** **** *Jun. 8, 2021**

- (54) **GOLF BALL** 5,013,046 A 5/1991 Koch
- 5,133,556 A * 7/1992 Karasavas A63B 43/008
33/508
- (71) Applicant: **Callaway Golf Company**, Carlsbad, CA (US) 5,427,378 A 6/1995 Murphy
- 5,439,224 A * 8/1995 Bertoncino A63B 69/3694
473/153
- (72) Inventors: **David Bartels**, Carlsbad, CA (US); 5,662,530 A 9/1997 Sellar
- Alan Hocknell**, Carlsbad, CA (US); D408,481 S * 4/1999 Disco D21/708
- Petra Petrich**, Escondido, CA (US) D410,511 S 6/1999 Stahl et al.
- D410,979 S 6/1999 Stahl et al.
- (73) Assignee: **Callaway Golf Company**, Carlsbad, CA (US) D411,598 S * 6/1999 Disco D21/708
- D412,954 S 8/1999 Stahl et al.

(Continued)

(*) Notice: This patent is subject to a terminal disclaimer.

(**) Term: **15 Years**

(21) Appl. No.: **29/721,172**

(22) Filed: **Jan. 17, 2020**

(51) **LOC (13) Cl.** **21-02**

(52) **U.S. Cl.**
USPC **D21/708**

(58) **Field of Classification Search**
USPC D21/707-714, 789-796; 473/351-385,
473/569-614; 40/327
CPC A63B 37/00-14; A63B 45/02; A63B
39/00-08; A63B 2039/003; A63B
2039/006; A63B 2039/022; A63B
41/00-12; A63B 2041/005; A63B
2043/001

See application file for complete search history.

(56) **References Cited**

U.S. PATENT DOCUMENTS

- 1,656,408 A 1/1928 Young
- D194,688 S * 2/1963 Santora D21/708
- 4,706,958 A * 11/1987 Inoue A63B 37/0003
40/327
- 4,991,838 A * 2/1991 Groves A63B 69/0002
473/451

FOREIGN PATENT DOCUMENTS

- CA 2714349 A1 * 11/2010 A63B 43/008
- CN 304376067 * 11/2017

(Continued)

Primary Examiner — Catherine A Tuttle

(74) *Attorney, Agent, or Firm* — Michael A. Catania;
Rebecca Hanovice; Sonia Lari

(57) **CLAIM**

The ornamental design for a golf ball, as shown and described.

DESCRIPTION

The patent or application file contains at least one drawing executed in color. Copies of this patent or patent application publication with color drawings(s) will be provided by the Office upon request and payment of the necessary fee.

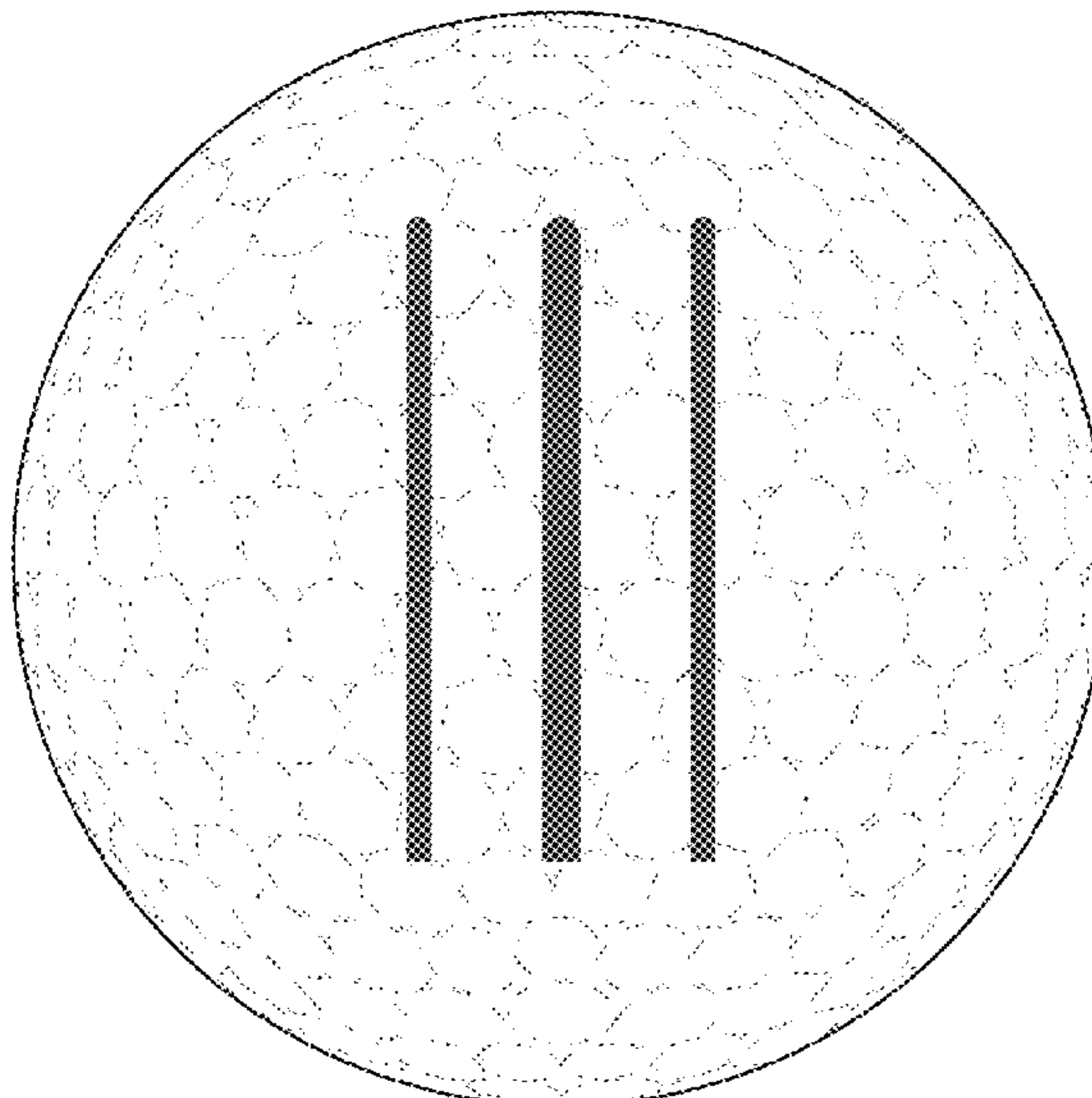
FIG. 1 is a top perspective view showing our new design for a golf ball with a red center line and parallel blue lines;

FIG. 2 is a top plan view of FIG. 1; and,

FIG. 3 is a side elevation view of FIG. 1.

The broken lines represent elements of the golf ball that form no part of the claimed design.

1 Claim, 3 Drawing Sheets
(3 of 3 Drawing Sheet(s) Filed in Color)



(56)

References Cited

U.S. PATENT DOCUMENTS

D415,541 S 10/1999 Stahl et al.
 D419,626 S 1/2000 Stahl et al.
 D424,143 S 5/2000 Stahl et al.
 D458,978 S * 6/2002 Lombardi D21/709
 6,422,949 B1 * 7/2002 Byrne A63B 69/3688
 473/200
 6,453,807 B1 * 9/2002 Ramey A63B 43/008
 101/35
 D471,607 S * 3/2003 Hettinger D21/708
 D483,424 S * 12/2003 Lowinger D21/713
 D501,900 S * 2/2005 Gammon, Jr. D21/708
 D523,100 S * 6/2006 Sano D21/708
 D544,052 S * 6/2007 Krysiak D21/713
 D655,358 S 3/2012 Barrett
 D691,679 S 10/2013 Barrett
 D699,307 S * 2/2014 Gardner, Jr. D21/708
 8,663,025 B2 3/2014 Barrett
 8,721,468 B1 5/2014 Barrett
 8,820,228 B2 9/2014 Barrett
 D769,382 S * 10/2016 Ruchniewicz D21/709
 D795,368 S * 8/2017 Ashton D21/713
 D808,477 S 1/2018 Finley et al.
 D811,498 S 2/2018 Finley et al.
 D811,499 S 2/2018 Simonds et al.
 D813,326 S 3/2018 Finley et al.
 D814,578 S 4/2018 Finley et al.
 D815,219 S 4/2018 Simonds et al.
 D858,665 S * 9/2019 Park D21/708
 D868,912 S * 12/2019 Kim D21/708

2003/0013539 A1 * 1/2003 Scott A63B 53/14
 473/251
 2003/0181266 A1 * 9/2003 Sowders A63B 43/008
 473/447
 2006/0293113 A1 * 12/2006 Pelz A63B 43/008
 473/280
 2008/0020865 A1 * 1/2008 Mitsuba A63B 37/0003
 473/378
 2011/0039638 A1 * 2/2011 Koleoglou A63B 43/008
 473/378
 2012/0258815 A1 * 10/2012 Barrett A63B 69/3685
 473/226
 2012/0264539 A1 * 10/2012 Hueber A63B 43/008
 473/351
 2013/0324277 A1 * 12/2013 Tien A63B 53/0487
 473/249
 2013/0324310 A1 * 12/2013 Leech A63B 43/008
 473/371
 2014/0166196 A1 * 6/2014 Flynn A63B 45/02
 156/230
 2015/0202497 A1 * 7/2015 Lee A63B 37/0006
 473/384
 2018/0345108 A1 * 12/2018 Mueller A63B 43/002

FOREIGN PATENT DOCUMENTS

JP D1291835 * 1/2007
 KR 300899626.0000 * 3/2018
 KR 301034093.0000 * 11/2019
 WO WO-2005063343 A1 * 7/2005 A63B 69/3688

* cited by examiner

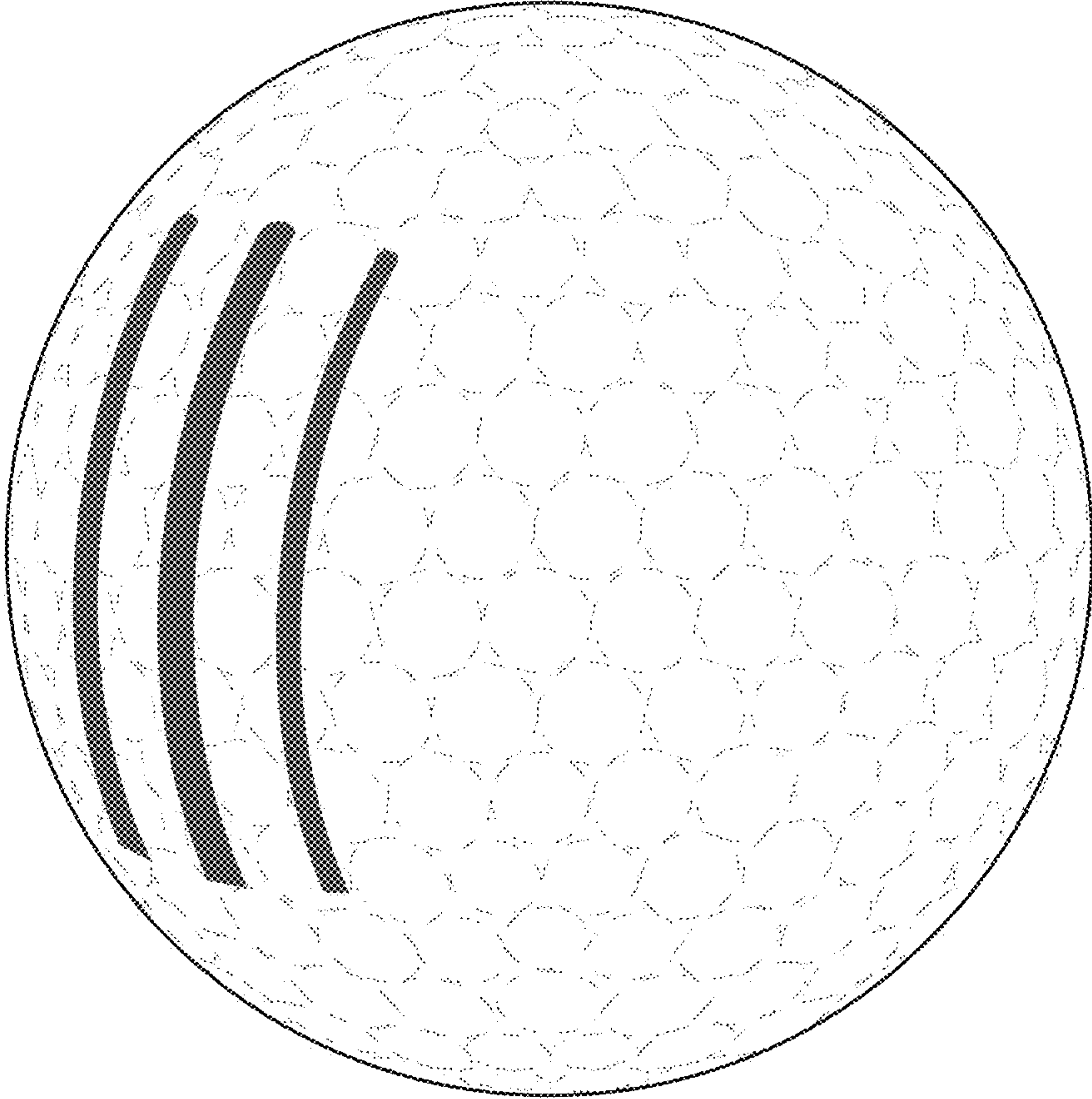


FIG. 1

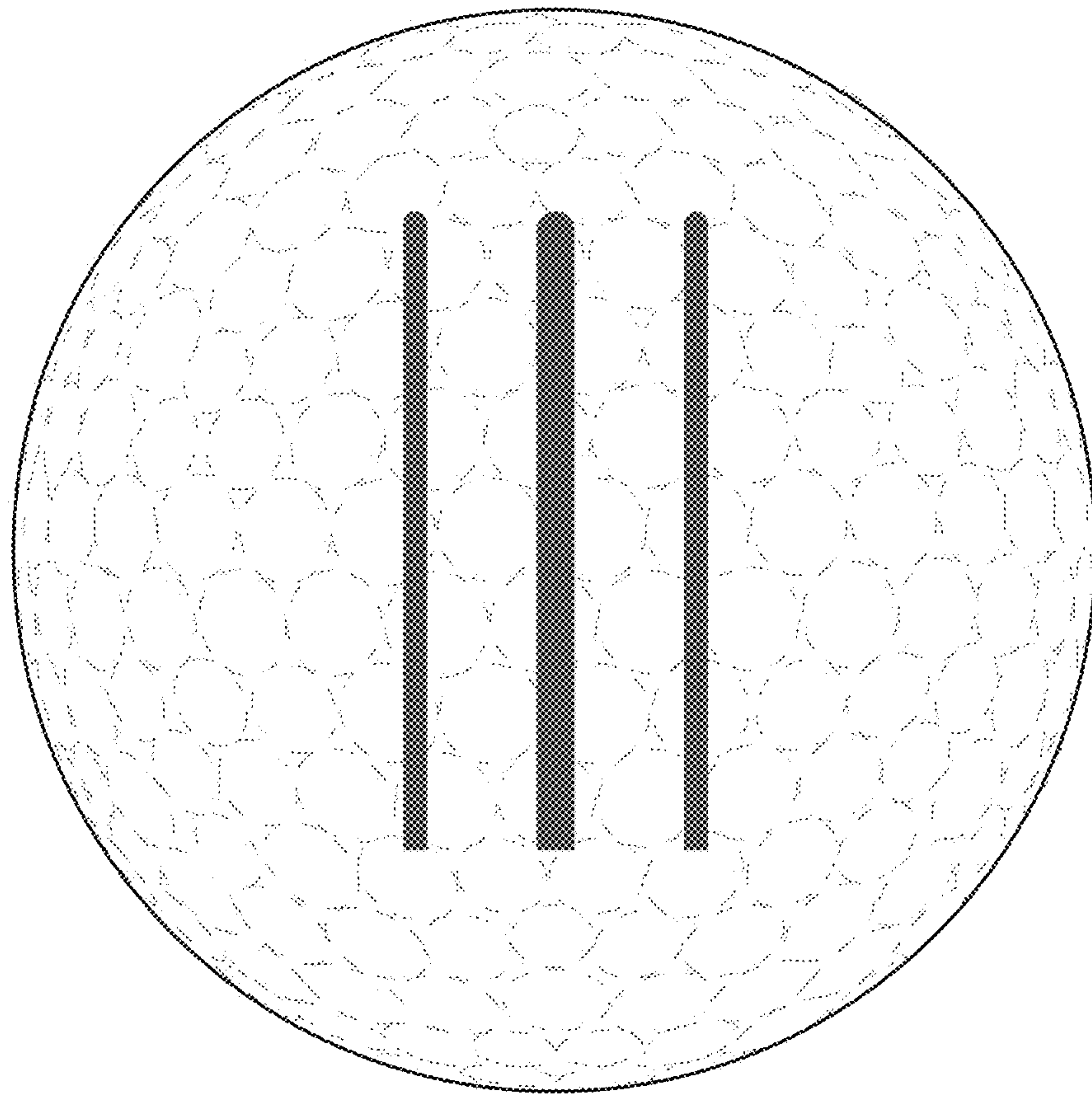


FIG. 2

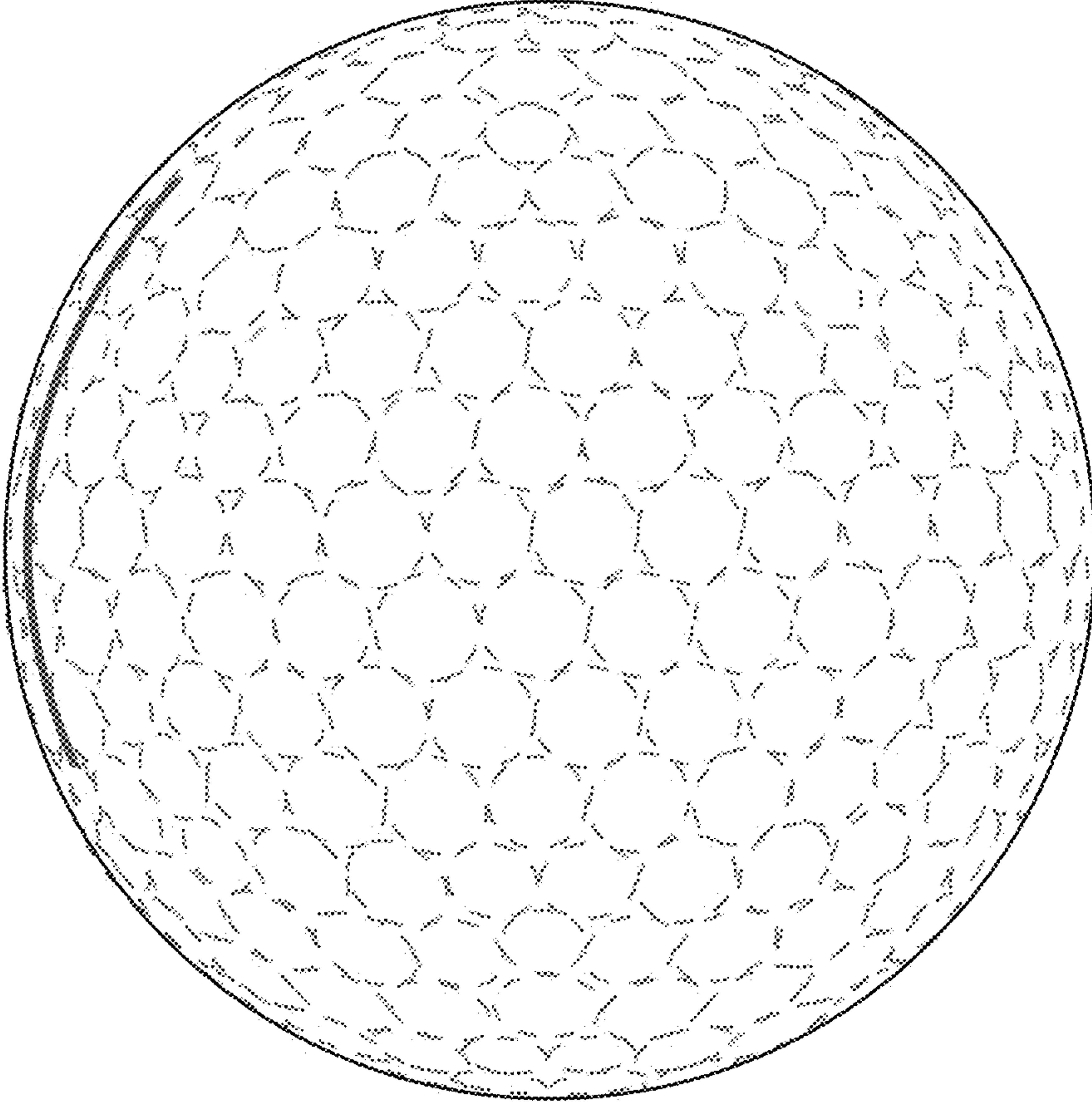


FIG. 3