



US00D921759S

(12) **United States Design Patent** (10) **Patent No.:** **US D921,759 S**
Larsen et al. (45) **Date of Patent:** **** Jun. 8, 2021**

(54) **DISPLAY FIXTURE**

(56) **References Cited**

(71) Applicant: **TARGET BRANDS, INC.**,
Minneapolis, MN (US)
(72) Inventors: **Selina Larsen**, Duluth, MN (US); **Dan Smith**, La Grange Park, IL (US);
Witold Nowak, Harwood Heights, IL (US); **Carla Fahden**, Minneapolis, MN (US); **Chad Olson**, Minneapolis, MN (US)
(73) Assignee: **TARGET BRANDS, INC.**,
Minneapolis, MN (US)

U.S. PATENT DOCUMENTS

1,484,611 A 2/1924 Blaine, Jr.
2,085,097 A * 6/1937 Hansen A47F 11/02
40/584
D165,261 S * 11/1951 Barry D6/672
4,112,604 A 9/1978 Ott et al.
4,127,196 A * 11/1978 Boucher A47F 5/0815
160/351
4,488,652 A 12/1984 Hinton et al.
4,655,352 A 4/1987 Noyes et al.
4,657,149 A 4/1987 Masson
4,916,840 A * 4/1990 Getz G09F 7/00
40/605

(Continued)

Primary Examiner — Mary Ann Calabrese
Assistant Examiner — Catherine Ho
(74) *Attorney, Agent, or Firm* — JoAnn M. Seaton;
Griffiths & Seaton PLLC

(**) Term: **15 Years**

(21) Appl. No.: **29/688,021**

(22) Filed: **Apr. 17, 2019**

(51) **LOC (13) Cl.** **20-02**

(52) **U.S. Cl.**
USPC **D20/42**

(58) **Field of Classification Search**
USPC D6/300, 310, 311, 312, 313, 314, 672,
D6/675, 675.1, 675.3, 675.4, 681;
D10/46, 46.1, 104.1, 104.2, 109.1, 109.2,
D10/113.4, 114.1; D19/20, 65, 75, 84,
D19/90, 91; D20/10, 11, 12, 22-42, 99;
D25/109, 118, 119, 138, 149, 156, 157,
D25/160
CPC A47B 23/042; A47B 23/043; A47F 5/10;
A47F 5/11; A47F 5/112; B65D 5/522;
B65D 5/44; B65D 5/52; B65D 5/5206;
G09F 1/06; G09F 1/14; G09F 2003/0208;
G09F 7/02; G09F 7/14; G09F 7/165;
G09F 13/06; G09F 13/16; G09F 19/08;
G09F 2019/081; G09F 2019/083; G09F
2019/085; G09F 2019/086; G09F
2019/088

See application file for complete search history.

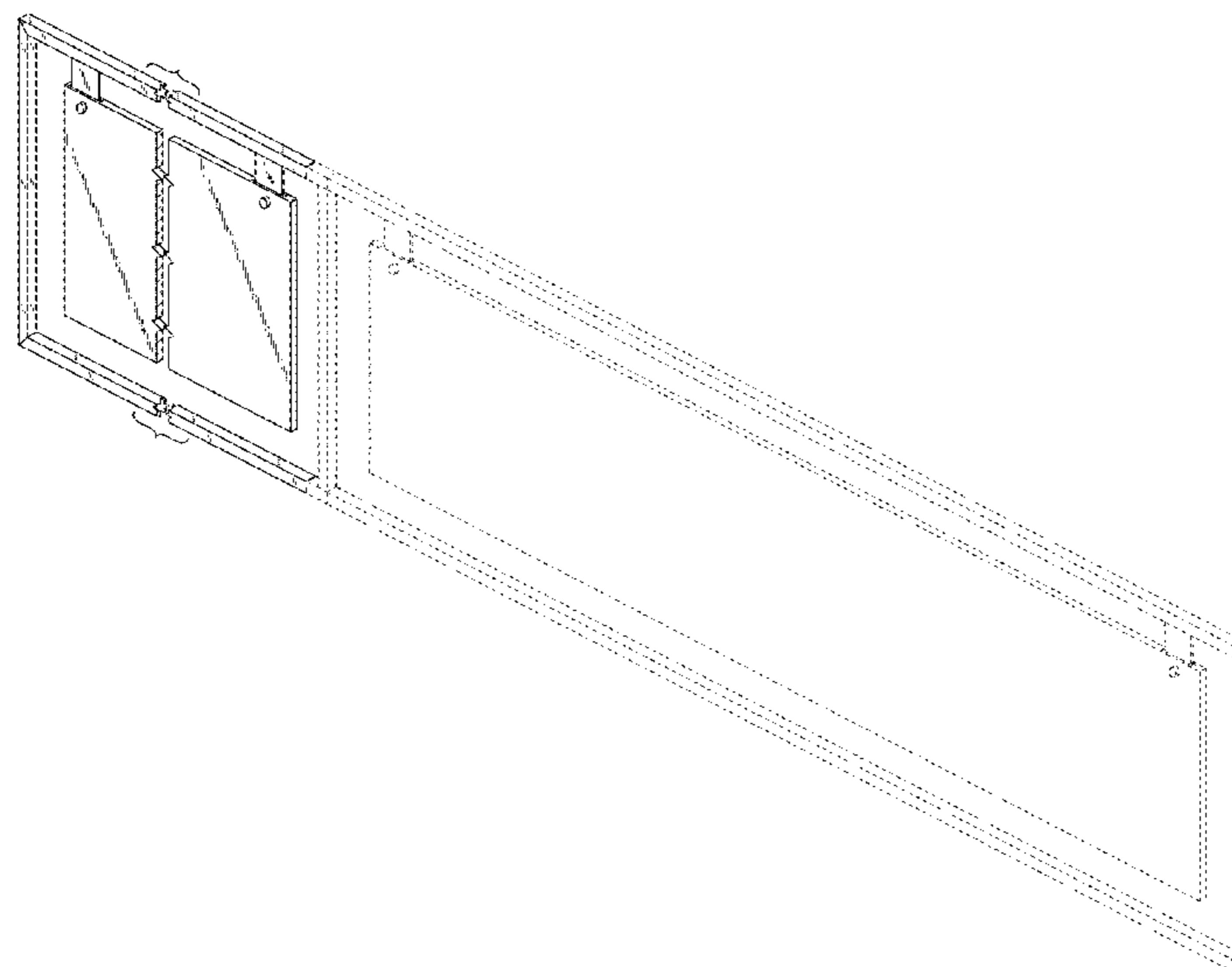
(57) **CLAIM**

The ornamental design for a display fixture, as shown and described.

DESCRIPTION

FIG. 1 is a top and front perspective view of a display fixture, showing our new design;
FIG. 2 is a front view thereof;
FIG. 3 is a rear view thereof;
FIG. 4 is a right side view thereof;
FIG. 5 is a left side view thereof;
FIG. 6 is a top view thereof; and,
FIG. 7 is a bottom view thereof.
In the drawings, the broken lines depict subject matter forming no part of the claimed design. The heavy weight broken lines define the bounds of the claimed design and form no part thereof.
The article is shown with a symbolic break in its width. The appearance of any portion of the article between the break lines forms no part of the claimed design.

1 Claim, 3 Drawing Sheets



(56)

References Cited

U.S. PATENT DOCUMENTS

D312,262 S *	11/1990	Allon	D16/130	D662,992 S *	7/2012	Hernandez	D20/41
5,131,448 A	7/1992	Miller		9,076,353 B1 *	7/2015	Delaney, Jr.	B65D 31/00
D377,667 S	1/1997	DeArkland		9,232,865 B2 *	1/2016	Trinh	A47F 5/0807
5,632,390 A	5/1997	Podergois		D767,926 S *	10/2016	Denby	D6/705
D434,806 S *	12/2000	Justen	D20/10	D777,460 S	1/2017	Martell et al.	
D434,807 S *	12/2000	Justen	D20/10	D787,599 S	5/2017	Dashe	
6,382,433 B1	5/2002	Podergois		9,978,295 B1 *	5/2018	Denby	G09F 15/0056
6,585,118 B2	7/2003	Kellogg		10,264,882 B1 *	4/2019	Lai	A47B 96/205
D501,341 S	2/2005	Cassidy et al.		D880,800 S *	4/2020	Edgerton	D34/21
D512,462 S	12/2005	Matul et al.		10,634,985 B2 *	4/2020	Yu	G03B 21/56
D552,182 S *	10/2007	Sparkowski	D20/42	D894,647 S *	9/2020	Erebia	D6/681.1
D598,576 S *	8/2009	Henriquez	D25/138	2002/0014466 A1	2/2002	Maier-Hunke	
D599,408 S *	9/2009	Wormser	D20/21	2002/0121034 A1 *	9/2002	Schmitt	G09F 15/0025 40/604
D600,945 S *	9/2009	Kelsen	D14/451	2006/0048421 A1	3/2006	Oleksak	
D602,713 S *	10/2009	Stukenberg	D6/681.1	2012/0031863 A1	2/2012	Horn et al.	
D608,831 S *	1/2010	Taylor	D20/10	2014/0259831 A1	9/2014	Denby et al.	
				2015/0076312 A1	3/2015	Angvall et al.	
				2015/0190001 A1	7/2015	Floersch et al.	

* cited by examiner

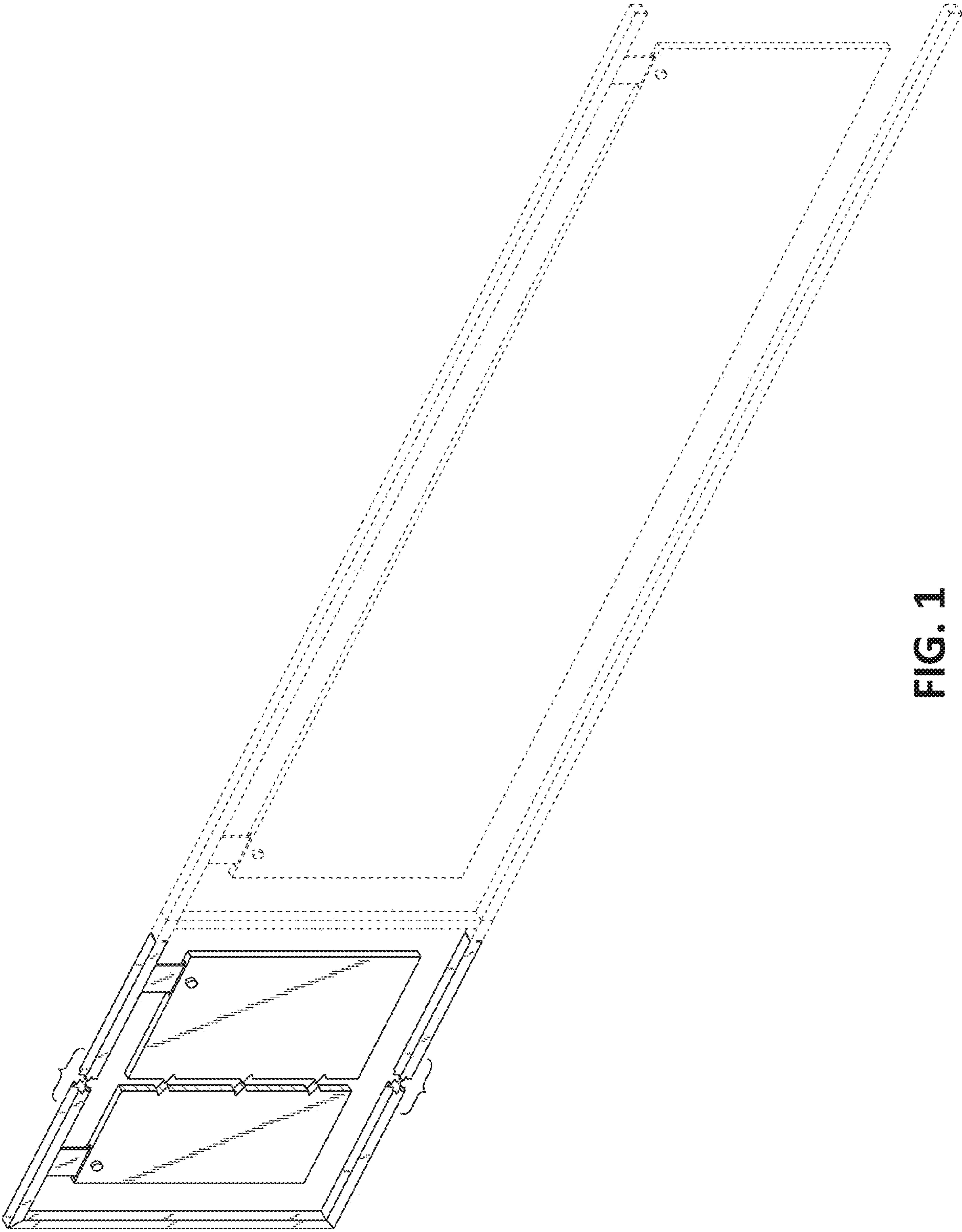


FIG. 1



FIG. 2




FIG. 3



FIG. 4




FIG. 5




FIG. 6




FIG. 7