



US00D921754S

(12) **United States Design Patent** (10) **Patent No.:** **US D921,754 S**  
**Martus et al.** (45) **Date of Patent:** **\*\* Jun. 8, 2021**

(54) **WRITING INSTRUMENT**

(71) Applicant: **Sanford, L.P.**, Atlanta, GA (US)  
(72) Inventors: **Paul Julius Martus**, Grand Rapids, MI (US); **Ryan Heiser**, Kalamazoo, MI (US); **Hanna Tshara**, Kalamazoo, MI (US)  
(73) Assignee: **Sanford, L.P.**, Atlanta, GA (US)  
(\*\*) Term: **15 Years**

(21) Appl. No.: **29/695,587**  
(22) Filed: **Jun. 20, 2019**  
(51) **LOC (13) Cl.** ..... **19-06**  
(52) **U.S. Cl.**  
USPC ..... **D19/185; D19/923**  
(58) **Field of Classification Search**  
USPC ..... D19/115–204; D14/411; D9/723–727, D9/504  
CPC . B43K 5/005; B43K 7/12; B43K 8/00; B43K 8/02; B43K 8/04; B43K 8/06; B43K 8/14; B43K 8/145; B43K 8/16; B43K 21/003; B43K 21/006; B43K 21/06; B43K 23/004  
See application file for complete search history.

(56) **References Cited**

**U.S. PATENT DOCUMENTS**

D146,214 S \* 1/1947 Florman ..... D19/185  
D154,034 S \* 6/1949 Fischer ..... D19/185  
3,345,674 A \* 10/1967 De Groft ..... B43K 8/06  
401/198  
D261,678 S \* 11/1981 Mann ..... D19/185  
D270,843 S \* 10/1983 Itoh ..... D19/169  
D279,383 S \* 6/1985 Hillebrand ..... D19/168  
D285,936 S \* 9/1986 Booker ..... D19/174

(Continued)

**OTHER PUBLICATIONS**

“Sharpie Pro,” Newell Brands, photographs of markers, (2 pages).  
“Sharpie Fine Point,” Newell Brands, photograph of marker, (1 page).

*Primary Examiner* — Elizabeth A. Albert  
(74) *Attorney, Agent, or Firm* — Eversheds Sutherland (US) LLP

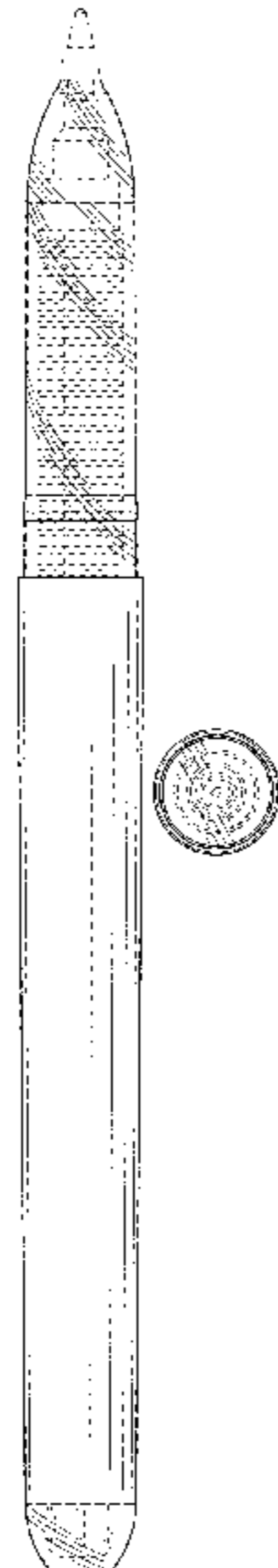
(57) **CLAIM**

We claim the ornamental design for a writing instrument, as shown and described.

**DESCRIPTION**

FIG. 1 is an upper perspective view showing our new design for a writing instrument having a first writing tip.  
FIG. 2 is a lower perspective view showing the design of FIG. 1.  
FIG. 3 is a first side view showing the design of FIG. 1.  
FIG. 4 is a second side view showing the design of FIG. 1.  
FIG. 5 is a top view showing the design of FIG. 1.  
FIG. 6 is a bottom view showing the design of FIG. 1.  
FIG. 7 is an upper perspective view showing our new design for a writing instrument having a second writing tip.  
FIG. 8 is a lower perspective view showing the design of FIG. 7.  
FIG. 9 is a first side view showing the design of FIG. 7.  
FIG. 10 is a second side view showing the design of FIG. 7.  
FIG. 11 is a top view showing the design of FIG. 7.  
FIG. 12 is a bottom view showing the design of FIG. 7.  
FIG. 13 is a first upper perspective view showing the design of FIGS. 1 and 7, having a cap.  
FIG. 14 is a second upper perspective view showing the design of FIGS. 1 and 7, having a cap; and,  
FIG. 15 is an exploded perspective view showing the design of FIG. 1, having a cap.  
The broken lines are included to show portions of the writing instrument that form no part of the claimed design.

**1 Claim, 11 Drawing Sheets**



(56)

## References Cited

## U.S. PATENT DOCUMENTS

D285,937	S	*	9/1986	Booker	.....	D19/174
D294,519	S	*	3/1988	Hardy, Jr.	.....	D14/431
D301,487	S	*	6/1989	Audet	.....	D19/131
D332,625	S	*	1/1993	LaPerche	.....	D19/121
D372,048	S	*	7/1996	Hollington	.....	D19/168
D393,485	S	*	4/1998	Bussiere	.....	D19/179
D401,278	S	*	11/1998	Hu	.....	D19/169
D465,240	S	*	11/2002	Jones	.....	D19/201
D496,069	S	*	9/2004	Takanashi	.....	D19/161
D497,179	S	*	10/2004	Chen	.....	D14/411
D497,638	S	*	10/2004	Chen	.....	D19/130
D552,679	S	*	10/2007	Cetera	.....	D19/170
D685,027	S	*	6/2013	Takanashi	.....	D19/169
D688,304	S	*	8/2013	Larson	.....	D19/165
8,764,331	B1	*	7/2014	Lubanski	.....	B43K 23/126 401/131
D713,879	S	*	9/2014	Shibata	.....	D19/168
D782,575	S	*	3/2017	Li	.....	D19/166
D813,309	S	*	3/2018	Van Den Broecke	.....	D19/169
D816,167	S	*	4/2018	Guiu	.....	D19/177
9,950,555	B2	*	4/2018	Odaka	.....	B43K 8/04
D829,279	S	*	9/2018	Lin	.....	D19/164
D858,635	S	*	9/2019	Kim	.....	D19/163
D860,316	S	*	9/2019	Lei	.....	D19/186
D881,276	S	*	4/2020	Casciotti	.....	D19/185

\* cited by examiner

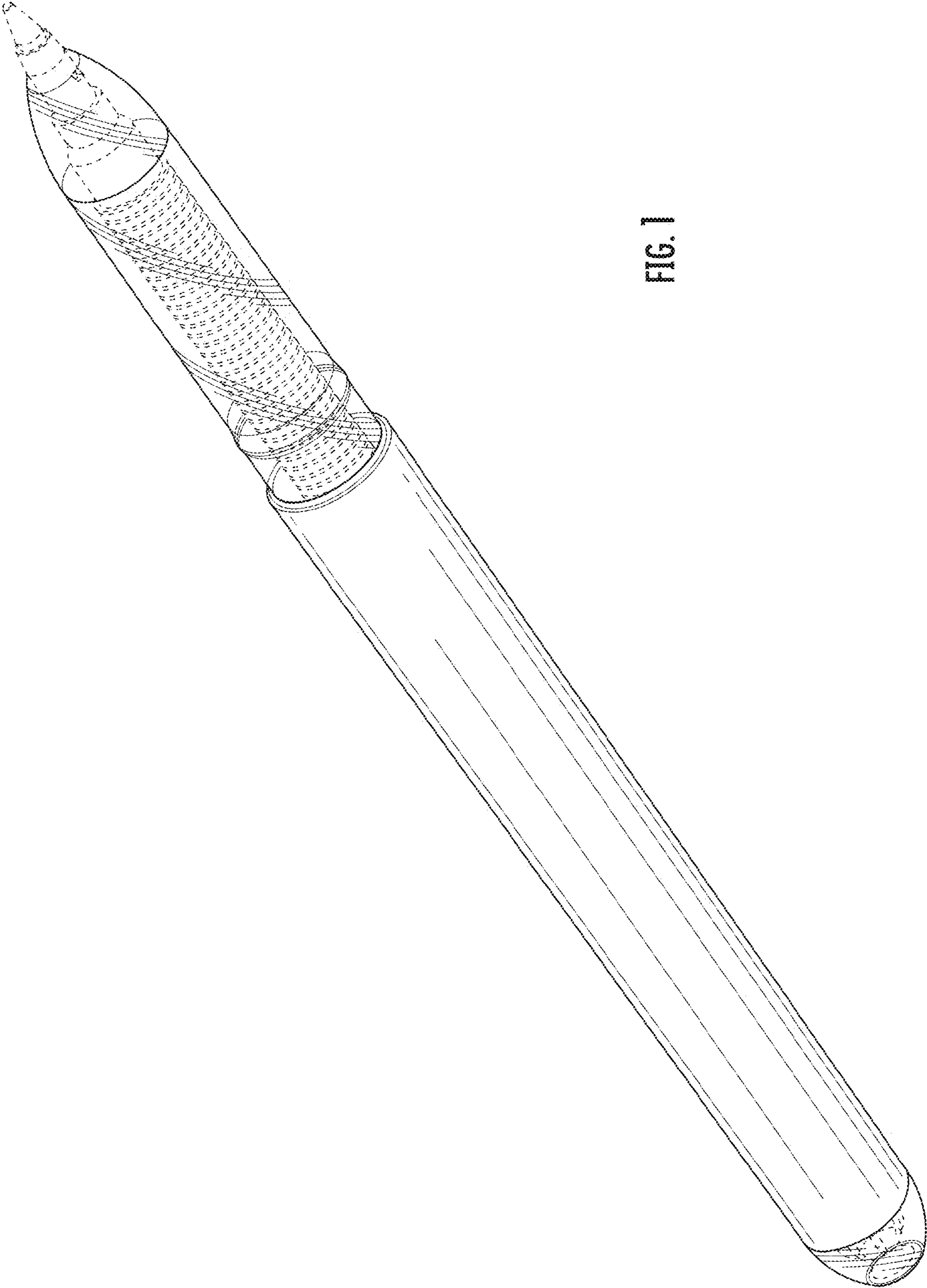


FIG. 1

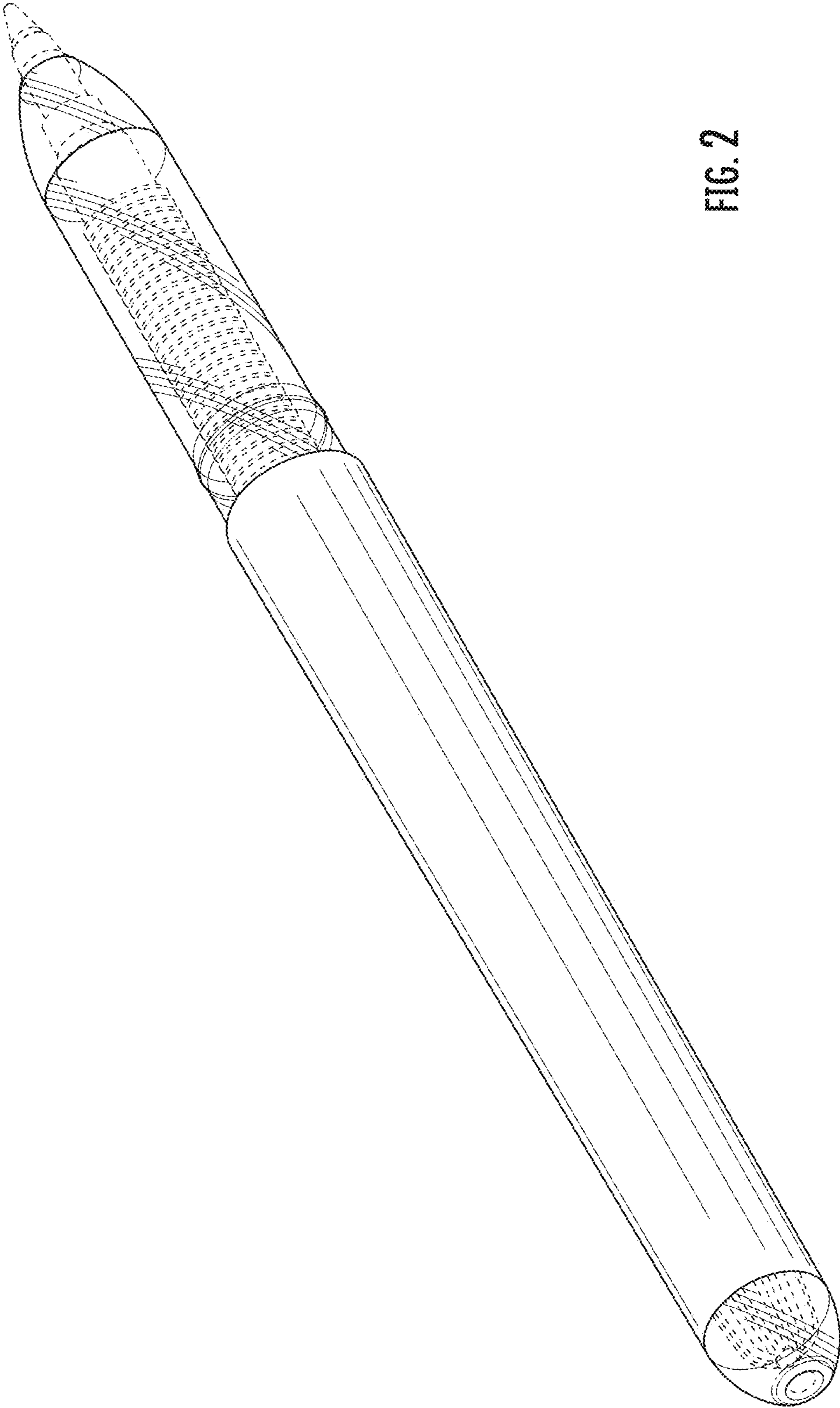


FIG. 2




FIG. 3




FIG. 4

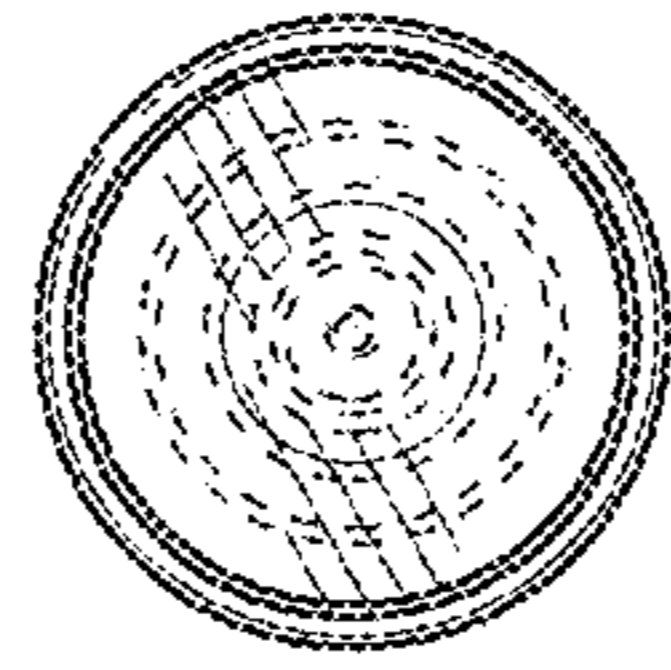


FIG. 5

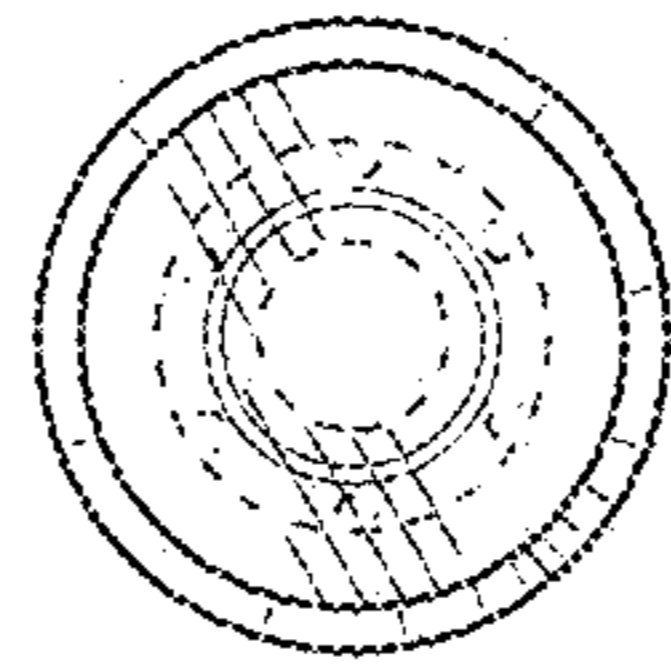


FIG. 6

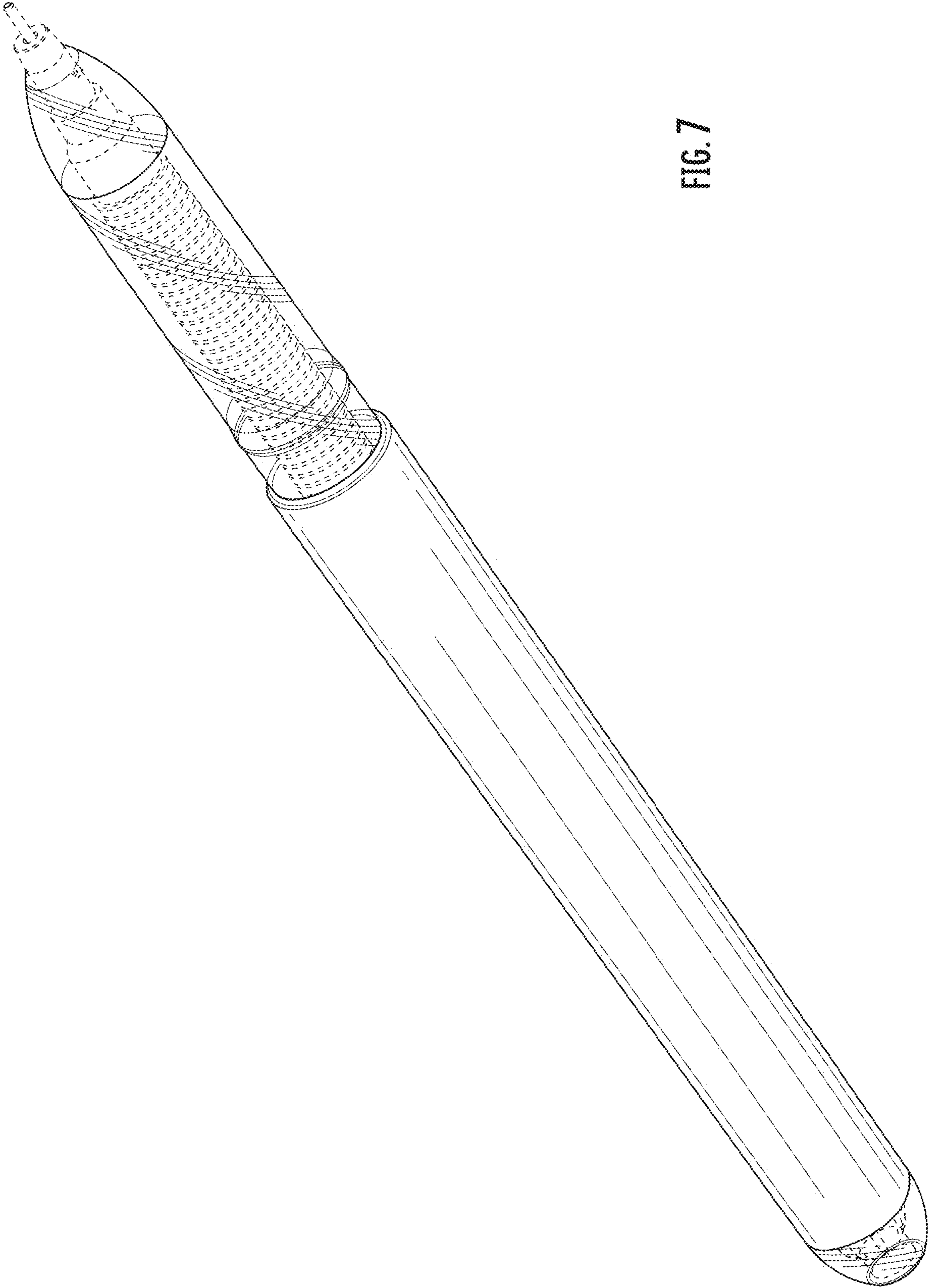


FIG. 7

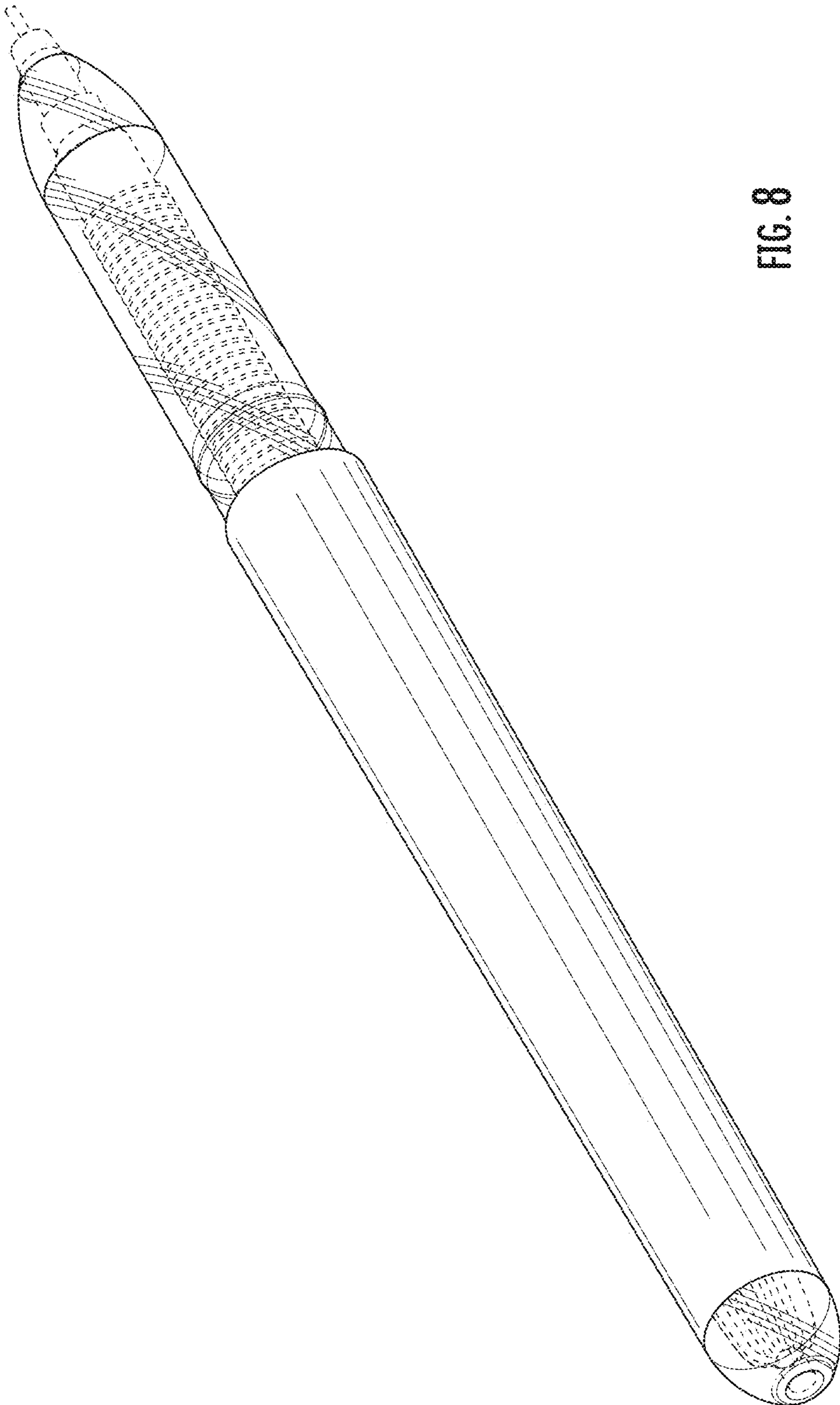


FIG. 8






FIG. 9

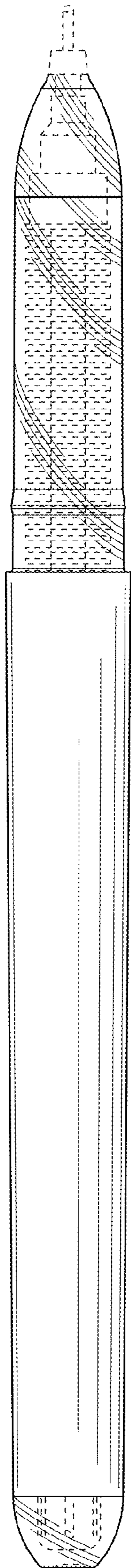


FIG. 10

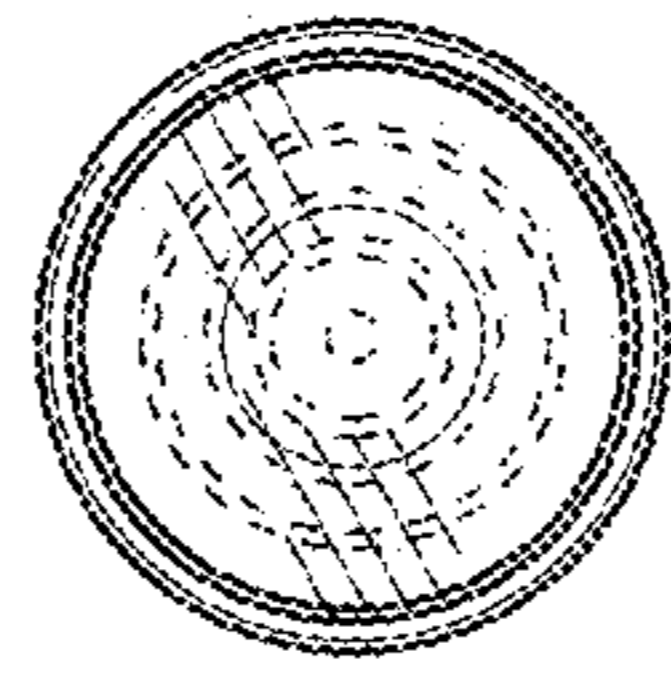


FIG. 11

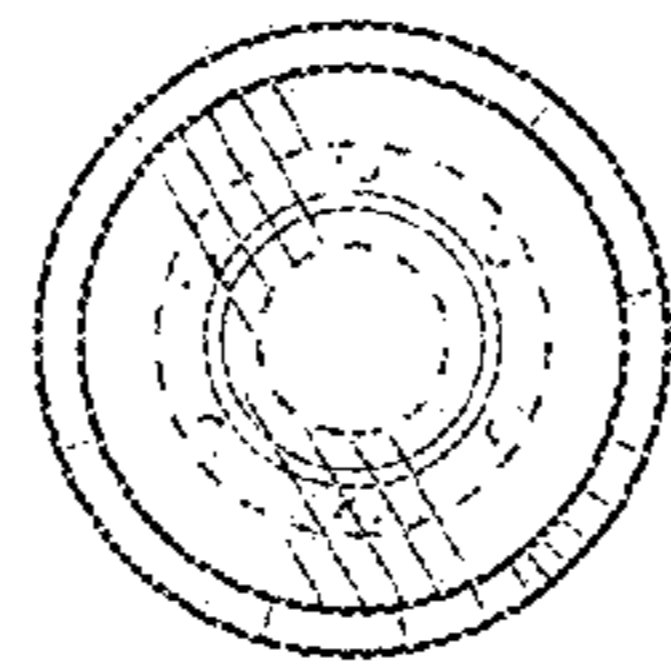


FIG. 12

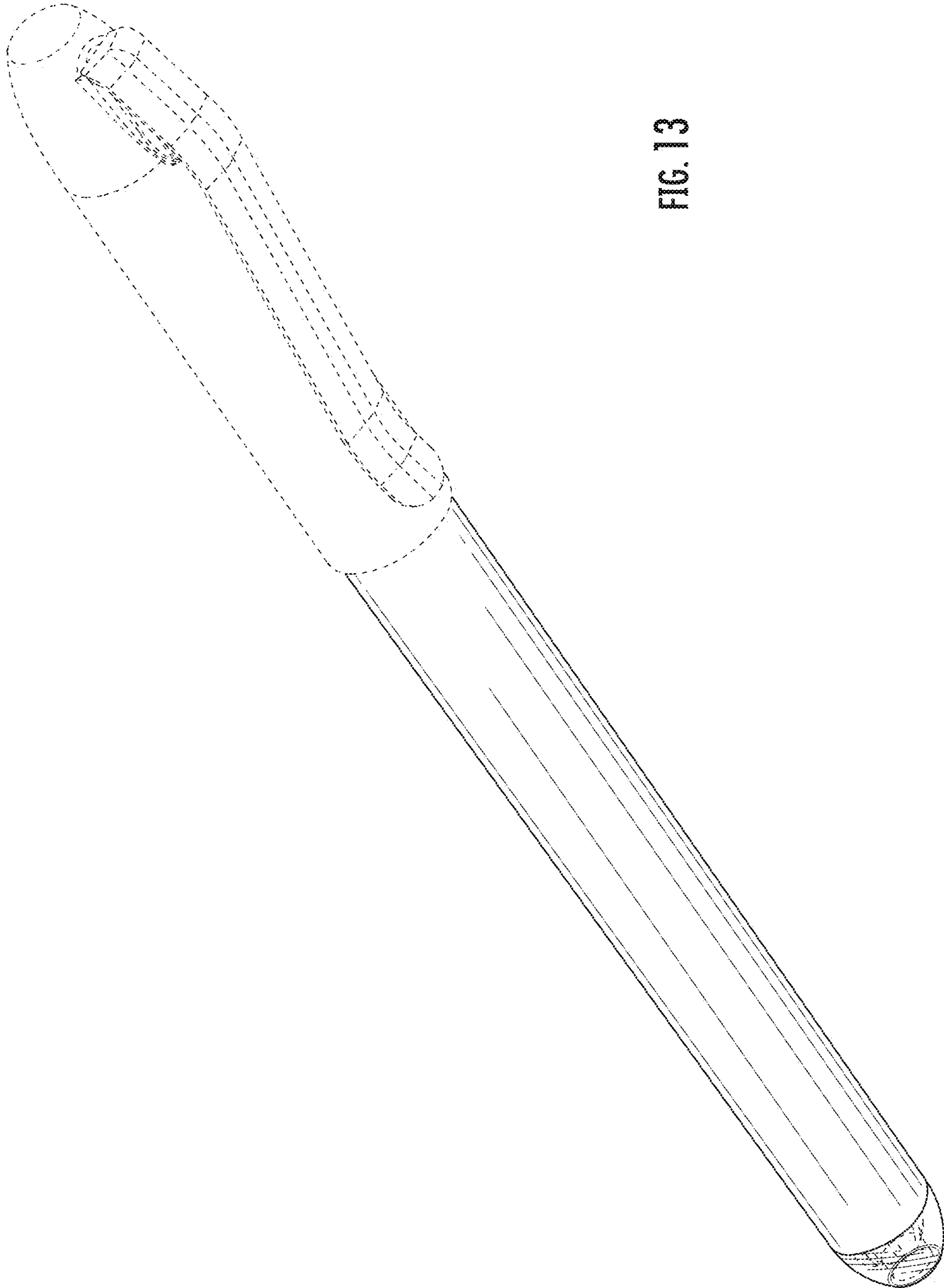


FIG. 13

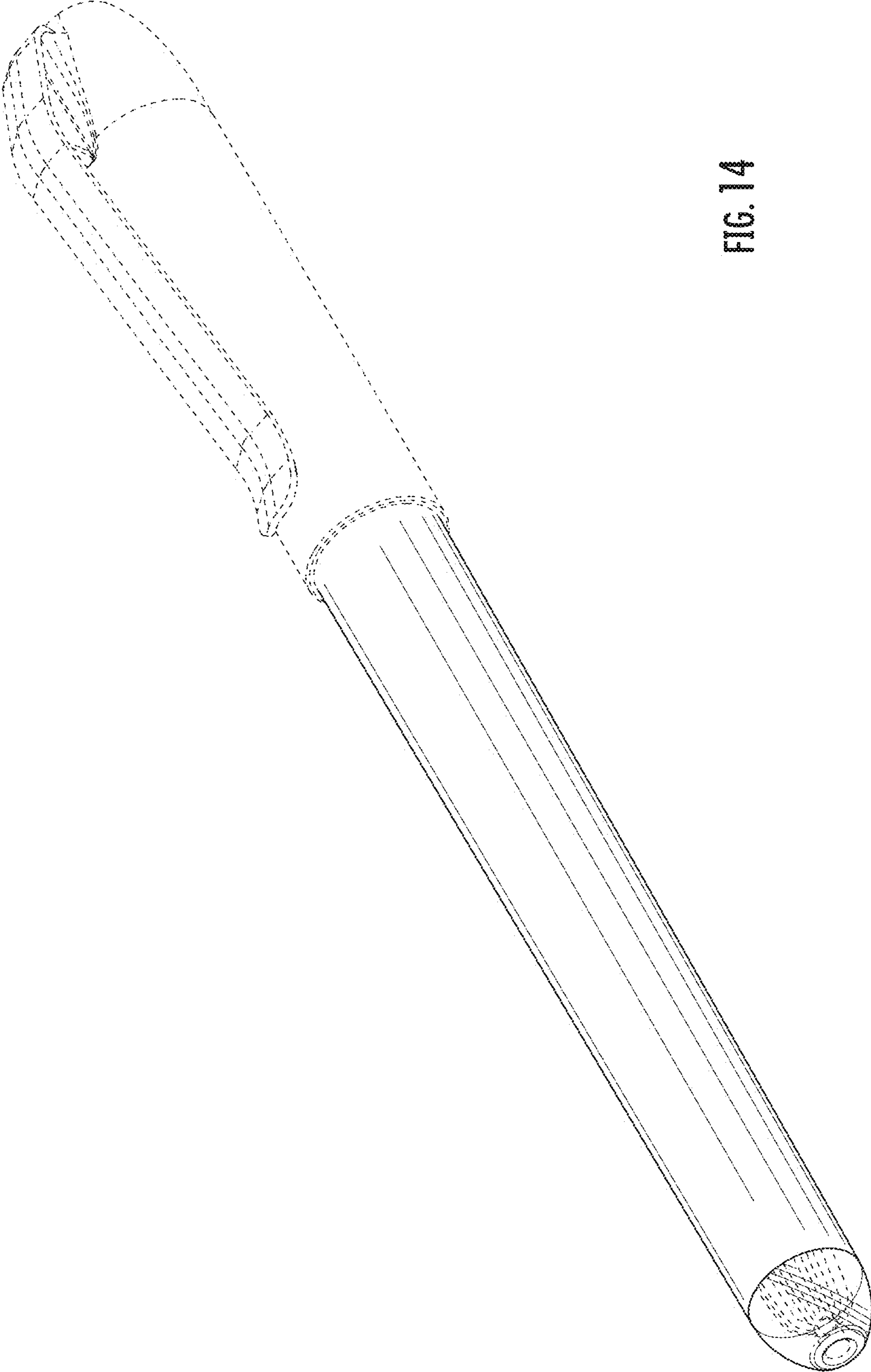


FIG. 14

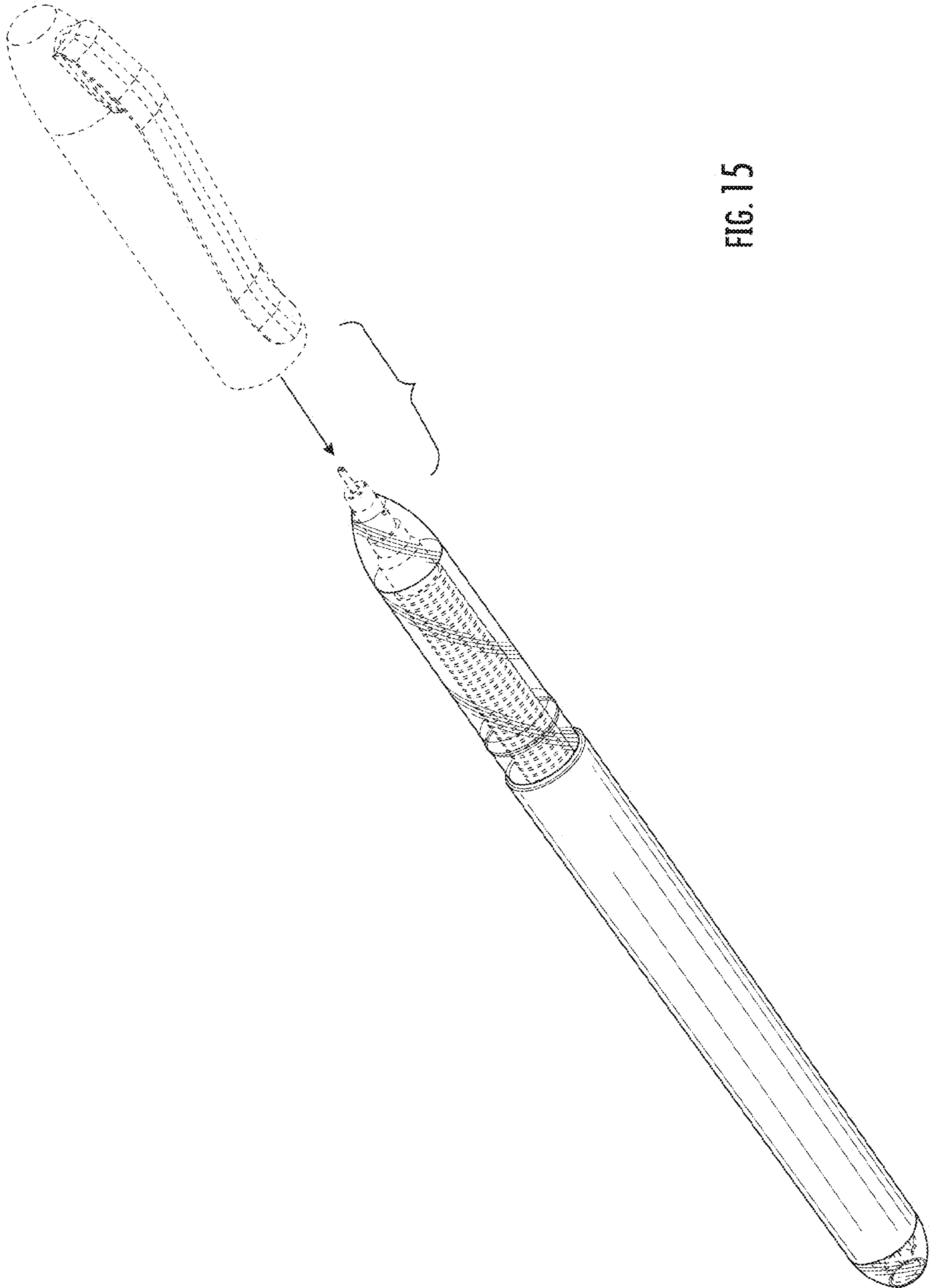


FIG. 15