



US00D921753S

(12) **United States Design Patent** (10) **Patent No.:** **US D921,753 S**
Tsuhara et al. (45) **Date of Patent:** **** Jun. 8, 2021**

(54) **WRITING INSTRUMENT**
(71) Applicant: **Sanford, L.P.**, Atlanta, GA (US)
(72) Inventors: **Hanna Tsuhara**, Kalamazoo, MI (US);
Jacob Ballard, Kalamazoo, MI (US);
Melanie Kregg, Atlanta, GA (US);
Camila Sayuri Luppi Sato, Sandy Springs, GA (US); **Craig Davidson**, Cornelius, NC (US)

D389,863 S * 1/1998 Nguyen D19/165
D393,485 S * 4/1998 Bussiere D19/179
D398,641 S * 9/1998 Hollington D19/169
D404,764 S * 1/1999 Perry D19/168
D418,870 S * 1/2000 Polidoro D19/167
(Continued)

(73) Assignee: **Sanford, L.P.**, Atlanta, GA (US)
(**) Term: **15 Years**

FOREIGN PATENT DOCUMENTS

CN 306072361 * 9/2020

(21) Appl. No.: **29/708,676**
(22) Filed: **Oct. 8, 2019**
(51) **LOC (13) Cl.** **19-06**
(52) **U.S. Cl.**
USPC **D19/179**
(58) **Field of Classification Search**
USPC D19/115-204; D14/411
CPC . B43K 5/005; B43K 8/00; B43K 8/02; B43K
8/04; B43K 8/06; B43K 21/003; B43K
21/006; B43K 23/004
See application file for complete search history.

OTHER PUBLICATIONS

U.S. Appl. No. 29/681,943, Jason Cardani.
(Continued)

Primary Examiner — Elizabeth A. Albert
(74) *Attorney, Agent, or Firm* — Eversheds Sutherland
(US) LLP

(56) **References Cited**

U.S. PATENT DOCUMENTS

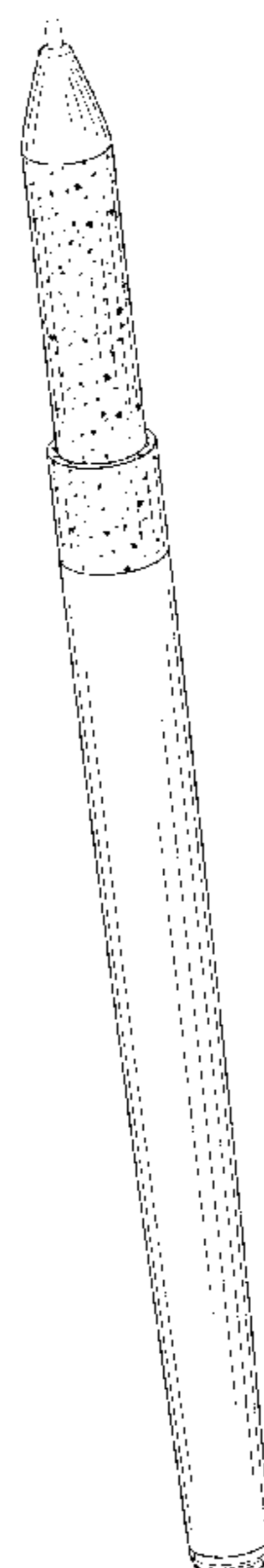
3,343,292 A * 9/1967 Jorgensen B43K 29/007
40/334
D251,301 S * 3/1979 Malamoud D19/184
D252,691 S * 8/1979 Malm D19/168
D253,060 S * 10/1979 Itoh D19/167
D258,217 S * 2/1981 Sakaoka D19/168
D271,212 S * 11/1983 Itoh D19/165
D288,450 S * 2/1987 Regnault D19/168
D350,771 S * 9/1994 Kettmeir D19/168
D359,757 S * 6/1995 Inami D19/169

(57) **CLAIM**
We claim the ornamental design for a writing instrument, as shown and described.

DESCRIPTION

FIG. 1 is an upper perspective view showing our new design for a writing instrument.
FIG. 2 is a first side view showing the design of FIG. 1.
FIG. 3 is a second side view showing the design of FIG. 1.
FIG. 4 is a third side view showing the design of FIG. 1.
FIG. 5 is a fourth side view showing the design of FIG. 1.
FIG. 6 is a top view showing the design of FIG. 1.
FIG. 7 is a bottom view showing the design of FIG. 1.
FIG. 8 is another side view showing the design of FIG. 1; and,
FIG. 9 is still another side view showing the design of FIG. 1.
The broken lines in the drawings of FIGS. 1-6, 8 and 9 are included for the purpose of showing portions of the writing instrument that form no part of the claimed design.

1 Claim, 5 Drawing Sheets



(56)

References Cited

U.S. PATENT DOCUMENTS

D429,280 S * 8/2000 Mittersinker D19/179
6,164,855 A * 12/2000 Perry B43K 23/008
15/443
D446,813 S * 8/2001 Yoon D19/168
D455,174 S * 4/2002 Traut D19/168
D490,106 S * 5/2004 Willat D19/168
D546,386 S * 7/2007 Qiu D19/166
D634,747 S * 3/2011 Wong D14/411
D668,717 S * 10/2012 Mizoguchi D19/168
D712,480 S 9/2014 Fleming
D713,878 S 9/2014 Fleming
D713,882 S 9/2014 Fleming
D822,111 S * 7/2018 Iwao D19/164

OTHER PUBLICATIONS

BIC Round Stic M—Blue Pen, (1 pg.).
Office Depot—Blue Pen, (1 pg.).
BIC Cristal—16mm—Black Pen, (1 pg.).
Staedtler Stick 430 M Blue Pen, (1 pg.).
Staples—Black Pen, (1 pg.).
Pentel RSVP—Fine—Black Pen, (1 pg.).

* cited by examiner

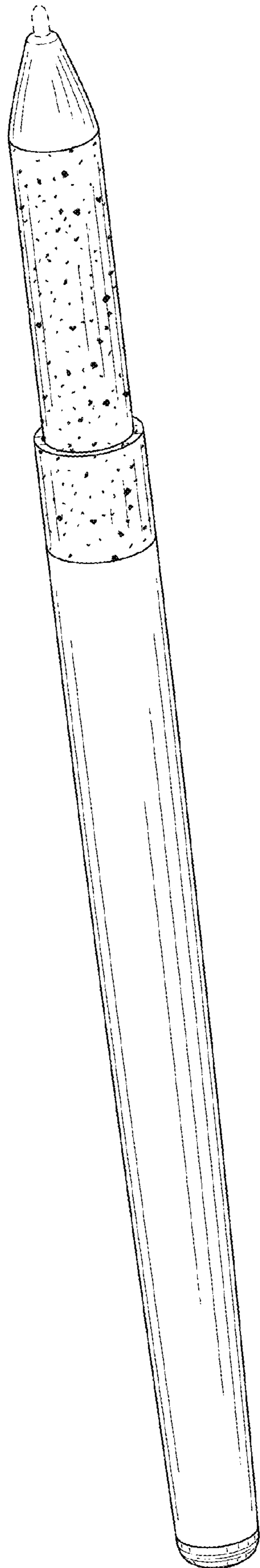


FIG. 1




FIG. 2




FIG. 3




FIG. 4




FIG. 5

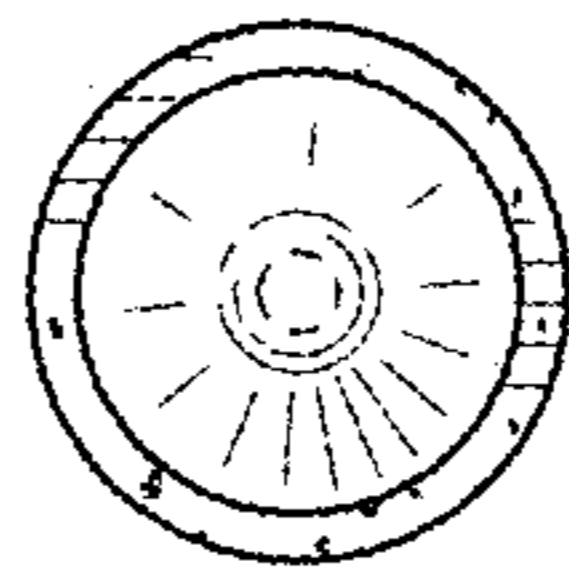


FIG. 6

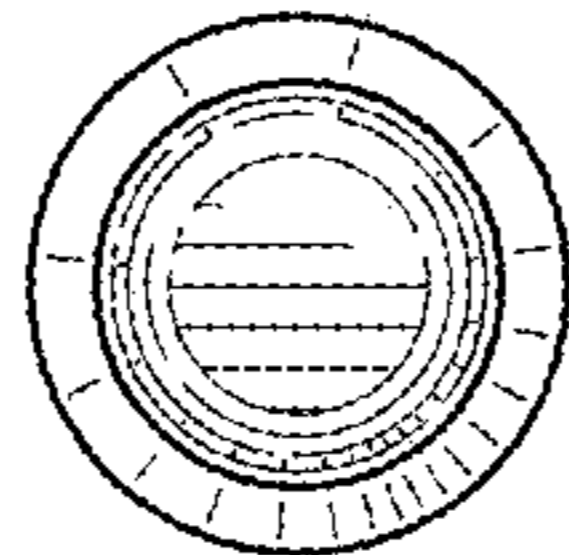


FIG. 7

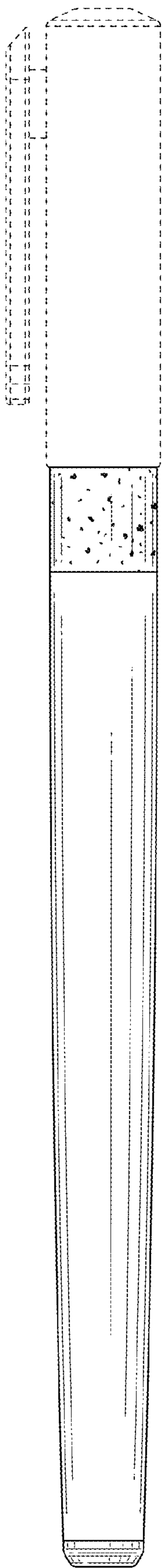


FIG. 8

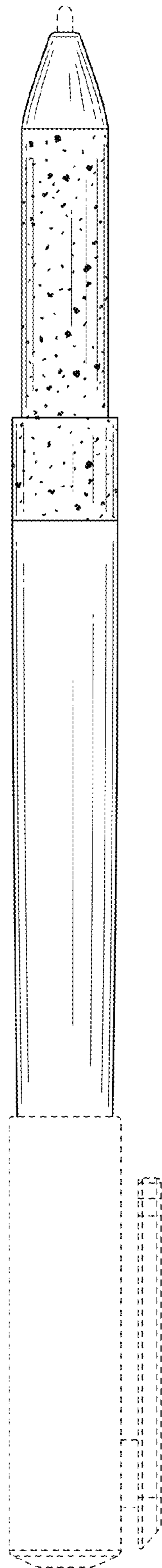


FIG. 9