



US00D921747S

(12) **United States Design Patent**
Tang

(10) **Patent No.:** **US D921,747 S**
(45) **Date of Patent:** **** Jun. 8, 2021**

(54) **HANGER BASE FOR GUITAR**

(71) Applicant: **Yuzhu Tang**, Guangdong (CN)
(72) Inventor: **Yuzhu Tang**, Guangdong (CN)
(73) Assignee: **Shenzhen Ai Tai Technology Co, Ltd.**,
Guangdong (CN)

(**) Term: **15 Years**

(21) Appl. No.: **29/710,044**

(22) Filed: **Oct. 18, 2019**

(51) **LOC (13) Cl.** **17-03**

(52) **U.S. Cl.**
USPC **D17/20; D8/373**

(58) **Field of Classification Search**
USPC D17/14, 19, 20; D3/204; D8/373
CPC G10D 1/08; G10D 1/10; G10D 3/06
See application file for complete search history.

(56) **References Cited**

U.S. PATENT DOCUMENTS

D254,621 S *	4/1980	Bolen	D17/19
D259,570 S *	6/1981	Hoshino	D17/20
D568,927 S *	5/2008	Garnier	D17/20
D609,940 S *	2/2010	Samu	D6/682
D610,372 S *	2/2010	Samu	D6/682
D650,831 S *	12/2011	Chan	D17/20
D721,572 S *	1/2015	Dias	D8/373
D733,792 S *	7/2015	Samimrad	D17/19
2008/0092716 A1 *	4/2008	Breedlove	G10D 3/06
				84/267
2009/0242499 A1 *	10/2009	Rosselli	G10G 5/00
				211/85.6
2016/0118027 A1 *	4/2016	Eyman	G10D 3/14
				84/293

OTHER PUBLICATIONS

Amazon.com. https://www.amazon.com/Guitar-Accessories-Acoustic-Electric-Ukulele/dp/B07TS6QFWN/ref=psdc_11967831_t4_B07TWDW2HS. Healemo: "Guitar Wall Mount, Hard Wood Guitar Wall Hanger". Jul. 1, 2019 (Year: 2019).*
Amazon.com. https://www.amazon.com/Guitar-Accessories-Acoustic-Electric-Ukulele/dp/B07TWDW2HS/ref=sr_1_8?dchild=1&keywords=hand+guitar+hanger&sr=8-8. Healemo: "Guitar Wall Mount, Black Walnut Guitar Wall Hanger". Jul. 1, 2019 (Year: 2019).*

* cited by examiner

Primary Examiner — R. Johnson

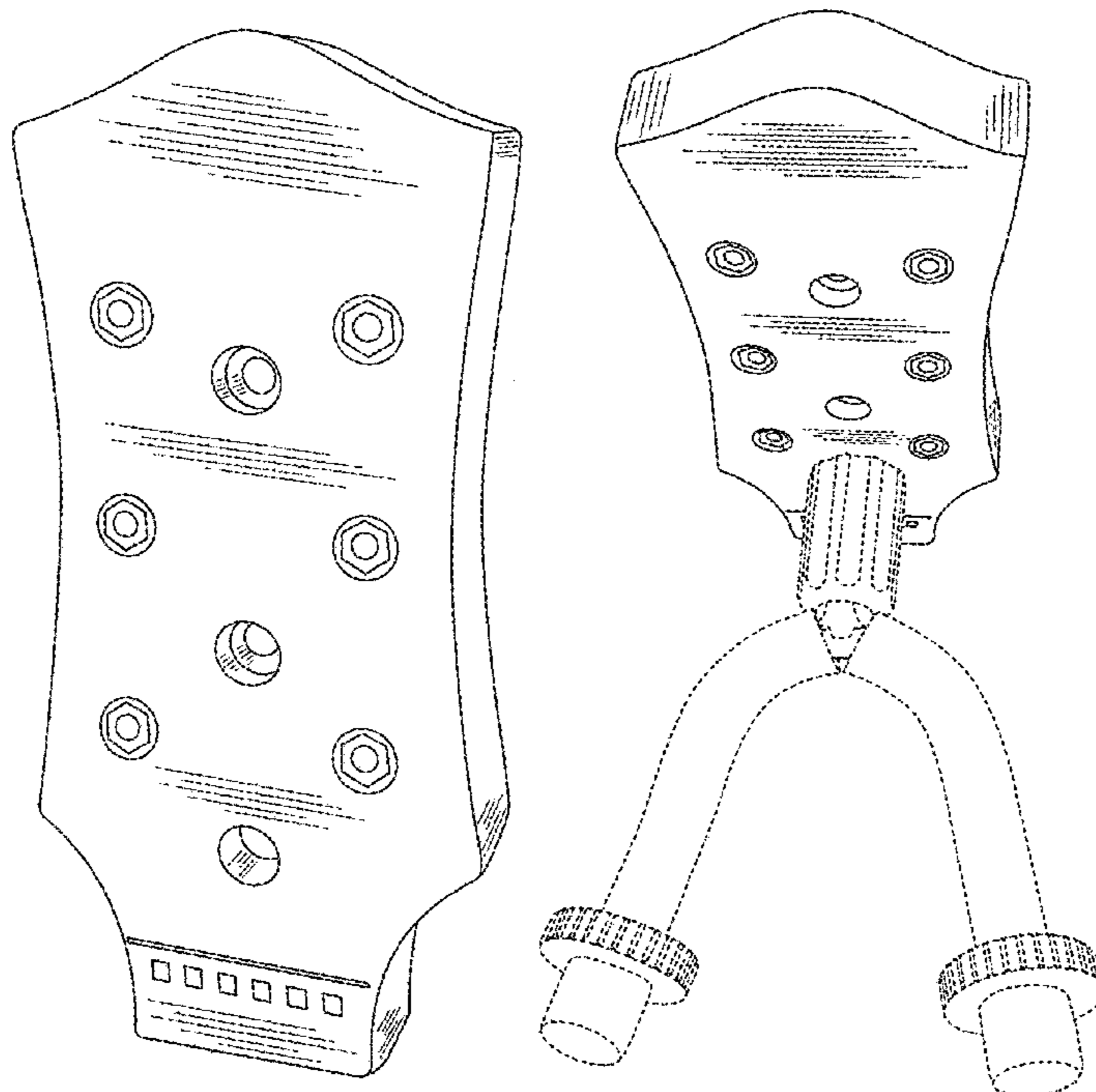
(57) **CLAIM**

The ornamental design for a hanger base for guitar, as shown and described.

DESCRIPTION

FIG. 1 is a perspective view of a hanger base for guitar showing my new design;
FIG. 2 is a front elevational view thereof;
FIG. 3 is a rear elevational view thereof;
FIG. 4 is a left side elevational view thereof;
FIG. 5 is a right side elevational view thereof;
FIG. 6 is a top plan view thereof;
FIG. 7 is a bottom plan view thereof; and,
FIG. 8 is a perspective view thereof, showing the hanger connected to the base.
The broken lines in the drawings depict portions of the hanger base for guitar that form no part of the claimed design.

1 Claim, 8 Drawing Sheets



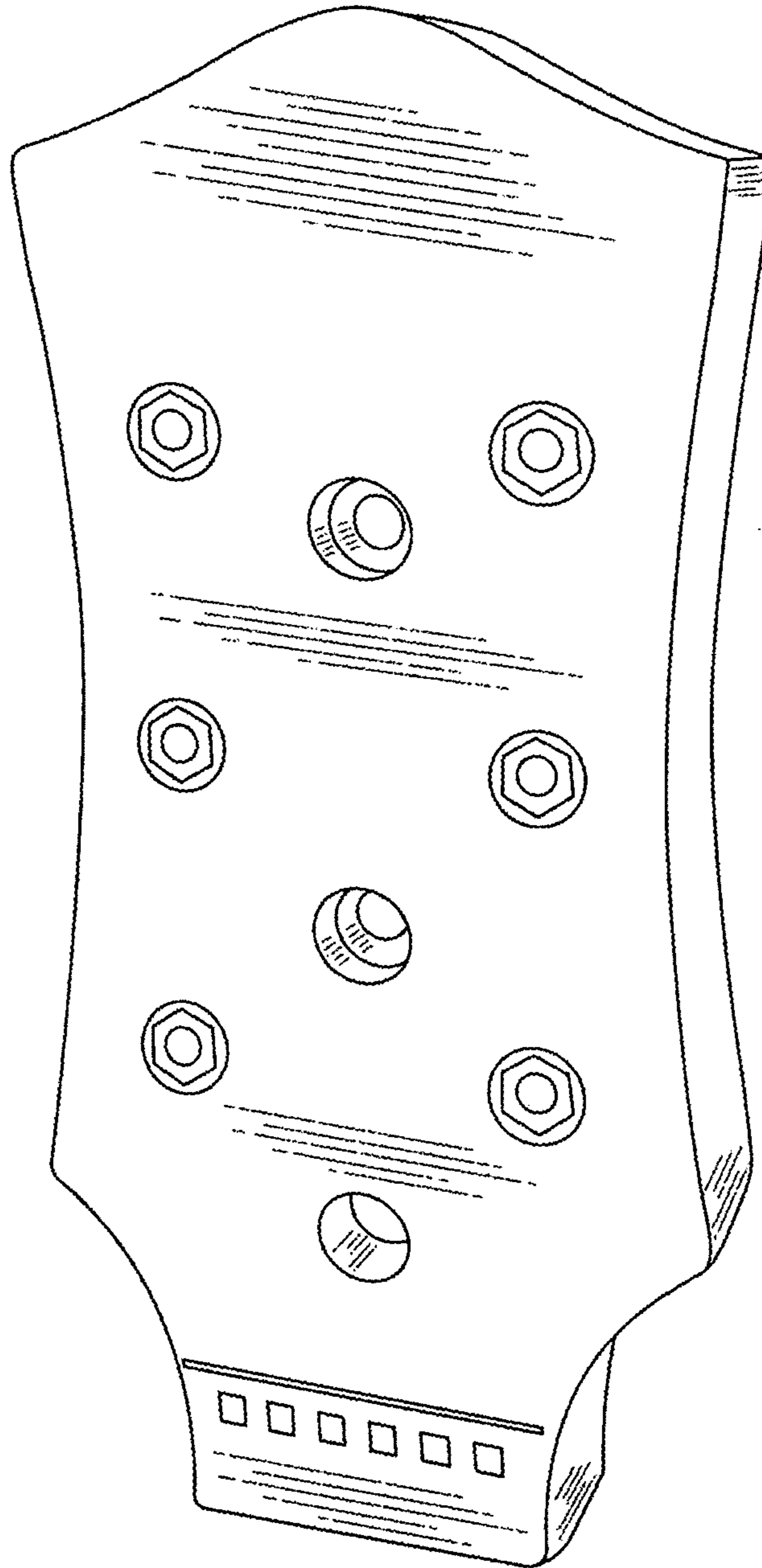


FIG. 1

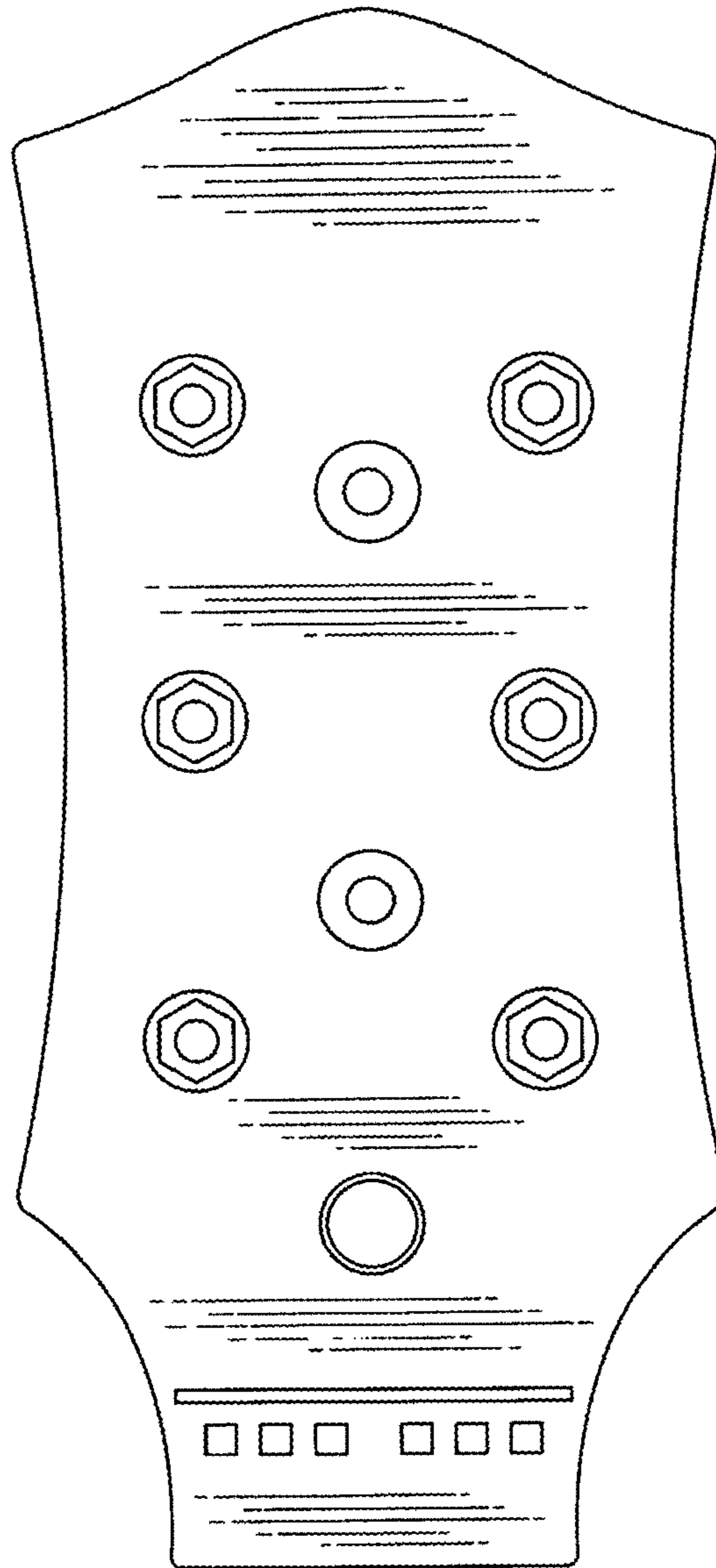


FIG. 2

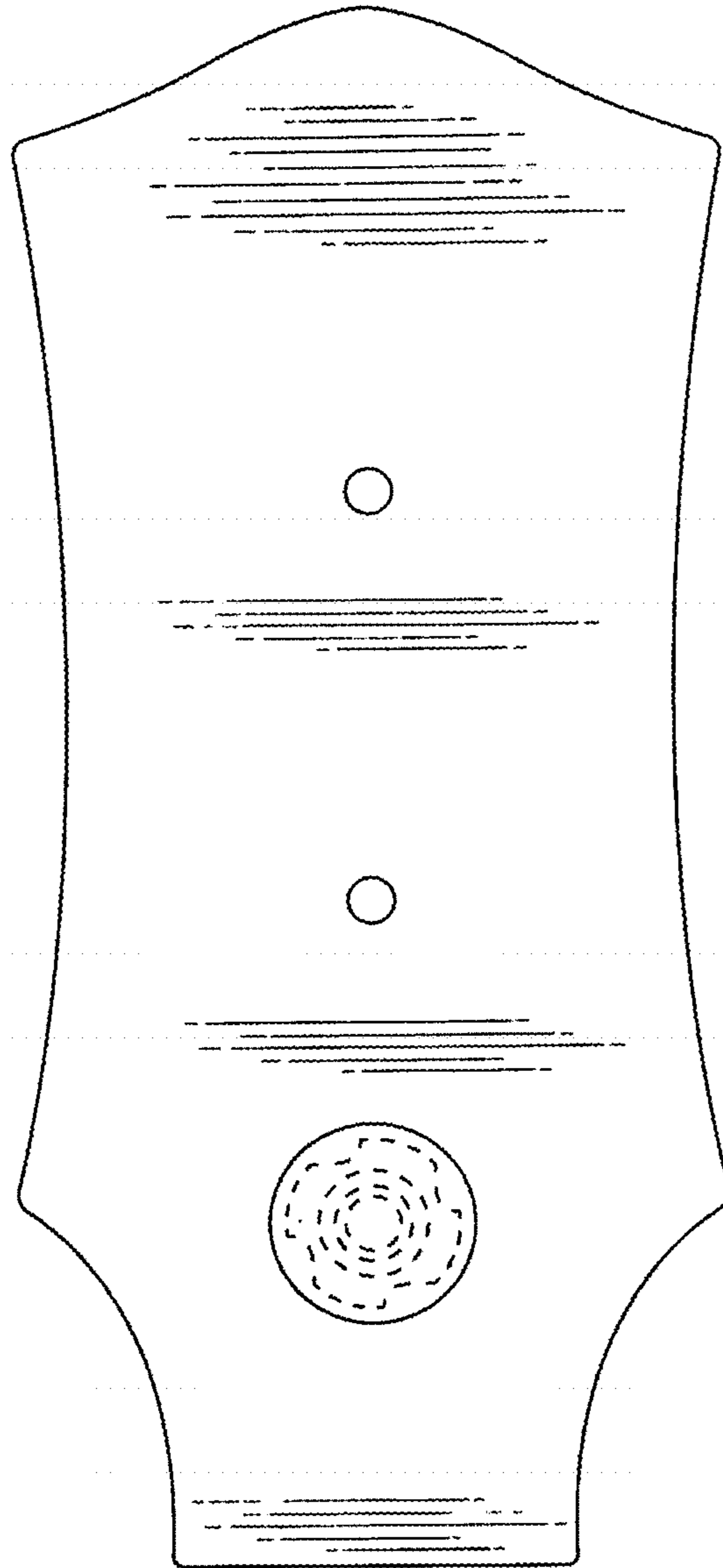


FIG. 3




FIG. 4




FIG. 5




FIG. 6



FIG. 7

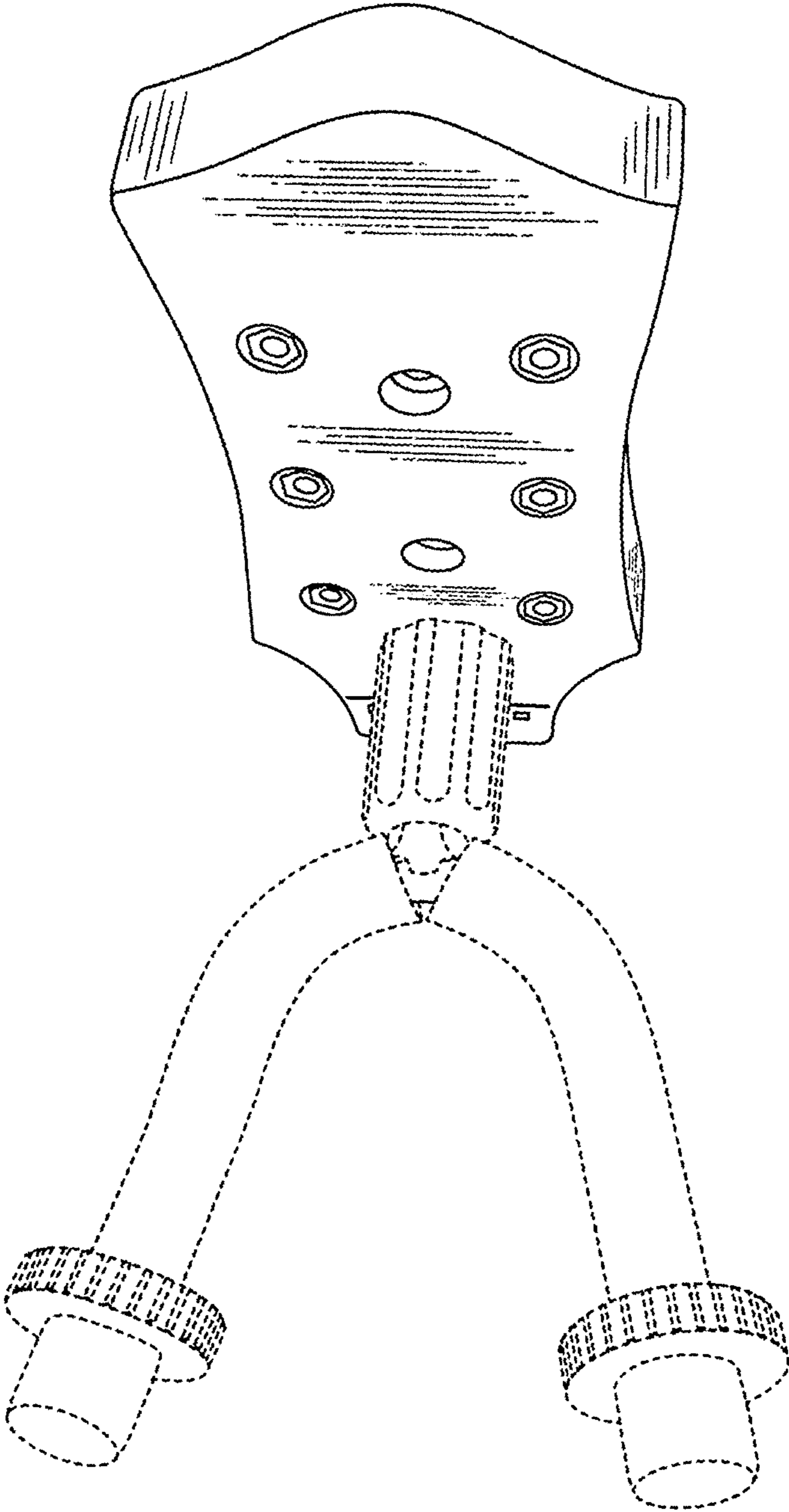


FIG. 8