



US00D921617S

(12) **United States Design Patent** (10) **Patent No.:** **US D921,617 S**  
**He** (45) **Date of Patent:** **\*\* \*Jun. 8, 2021**

- (54) **ANTENNA**
- (71) Applicant: **Airgain Incorporated**, San Diego, CA (US)
- (72) Inventor: **Ziming He**, Irvine, CA (US)
- (73) Assignee: **Airgain, Inc.**, San Diego, CA (US)
- (\*) Notice: This patent is subject to a terminal disclaimer.
- (\*\*) Term: **15 Years**
- (21) Appl. No.: **29/715,968**
- (22) Filed: **Dec. 5, 2019**

D695,280 S *	12/2013	Yang	.....	D14/230
D708,602 S *	7/2014	Gosalia	.....	D14/230
D766,884 S *	9/2016	Zheng	.....	D14/240
D767,544 S *	9/2016	Yang	.....	D14/230
D782,448 S *	3/2017	Gosalia	.....	D14/230
D784,965 S *	4/2017	Chang	.....	D14/230
D795,228 S *	8/2017	He	.....	D14/230
D795,847 S *	8/2017	He	.....	D14/230
D803,198 S *	11/2017	He	.....	D14/230
D823,837 S *	7/2018	Zhang	.....	D14/230
D826,910 S *	8/2018	Zhao	.....	D14/230
D833,422 S *	11/2018	He	.....	D14/230
D838,261 S *	1/2019	He	.....	D14/230
D849,724 S *	5/2019	He	.....	D14/230
D849,725 S *	5/2019	He	.....	D14/230

(Continued)

*Primary Examiner* — Khawaja Anwar  
*Assistant Examiner* — Mojtaba Tehrani  
 (74) *Attorney, Agent, or Firm* — Clause Eight; Michael Catania

**Related U.S. Application Data**

- (62) Division of application No. 29/691,554, filed on May 17, 2019, now Pat. No. Des. 869,451, which is a division of application No. 29/660,281, filed on Aug. 20, 2018, now Pat. No. Des. 849,725, which is a division of application No. 29/614,561, filed on Aug. 21, 2017, now Pat. No. Des. 826,220, which is a division of application No. 29/556,967, filed on Mar. 4, 2016, now Pat. No. Des. 795,228.

- (51) **LOC (13) Cl.** ..... **14-03**
- (52) **U.S. Cl.**  
USPC ..... **D14/230**
- (58) **Field of Classification Search**  
USPC ..... D14/230, 234, 236, 299, 358; D13/182  
CPC ..... H01Q 1/088; H01Q 3/10; H01Q 21/00;  
H04B 7/0608; A61B 2018/1892  
See application file for complete search history.

(56) **References Cited**

**U.S. PATENT DOCUMENTS**

- 7,123,207 B2 \* 10/2006 Yazdandoost ..... H01Q 9/285  
343/795
- D695,279 S \* 12/2013 Yang ..... D14/230

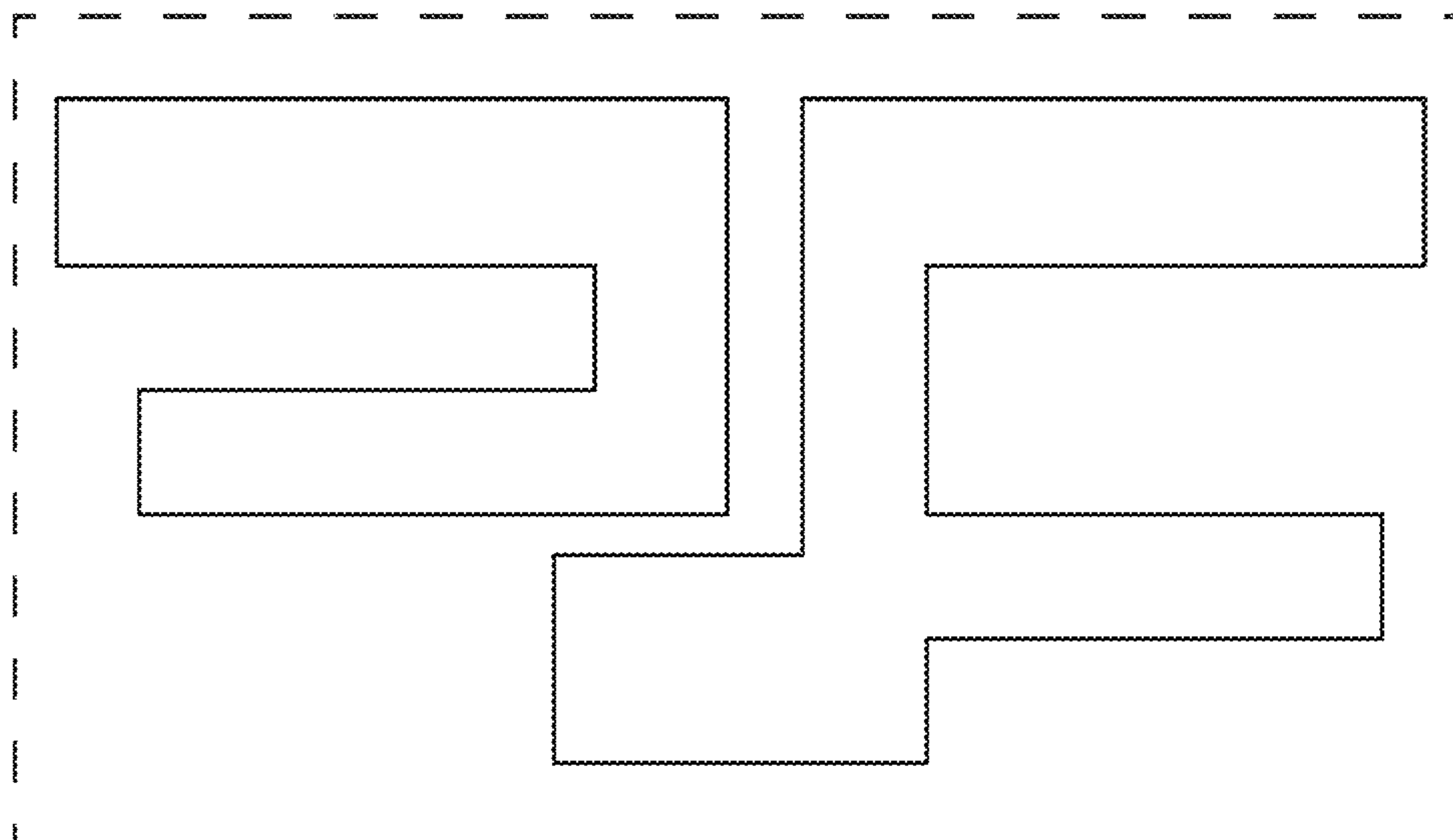
(57) **CLAIM**

The ornamental design for an antenna, as shown and described.

**DESCRIPTION**

FIG. 1 is a top plan view of an antenna, showing my new design;  
 FIG. 2 is a front elevation view thereof;  
 FIG. 3 is a bottom plan view thereof;  
 FIG. 4 is a side elevation view thereof;  
 FIG. 5 is a top perspective view thereof;  
 FIG. 6 is a top plan view thereof, with unclaimed environment not shown; and,  
 FIG. 7 is a front elevation view thereof, with unclaimed environment not shown.  
 The broken line in the figure drawings represents unclaimed environment only and forms no part of the claimed design.

**1 Claim, 3 Drawing Sheets**



(56)

**References Cited**

U.S. PATENT DOCUMENTS

D864,174 S \* 10/2019 Chang ..... D14/230  
D869,451 S \* 12/2019 He ..... D14/230

\* cited by examiner

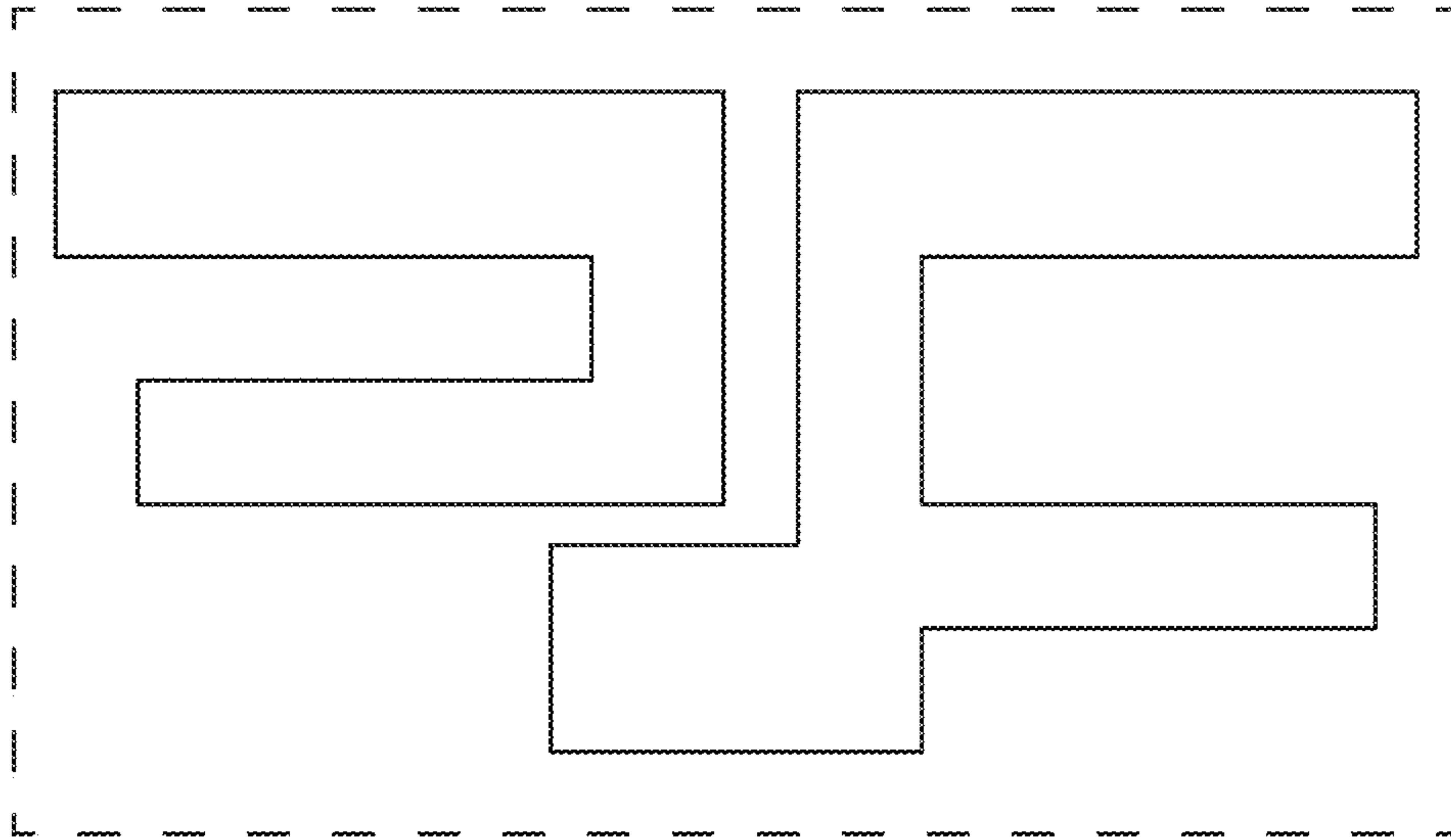


FIG. 1



FIG. 2




FIG. 3



FIG. 4

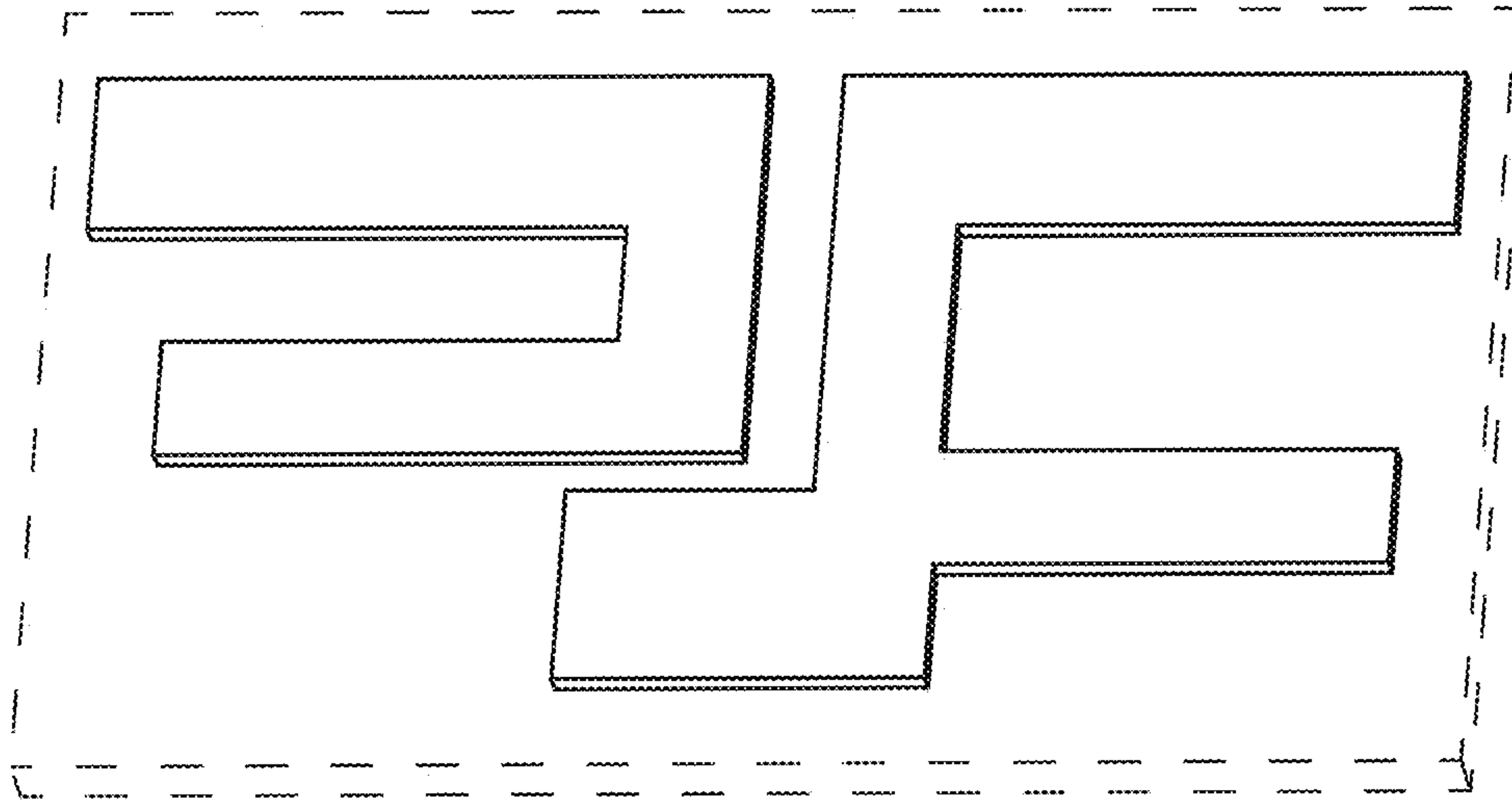


FIG. 5

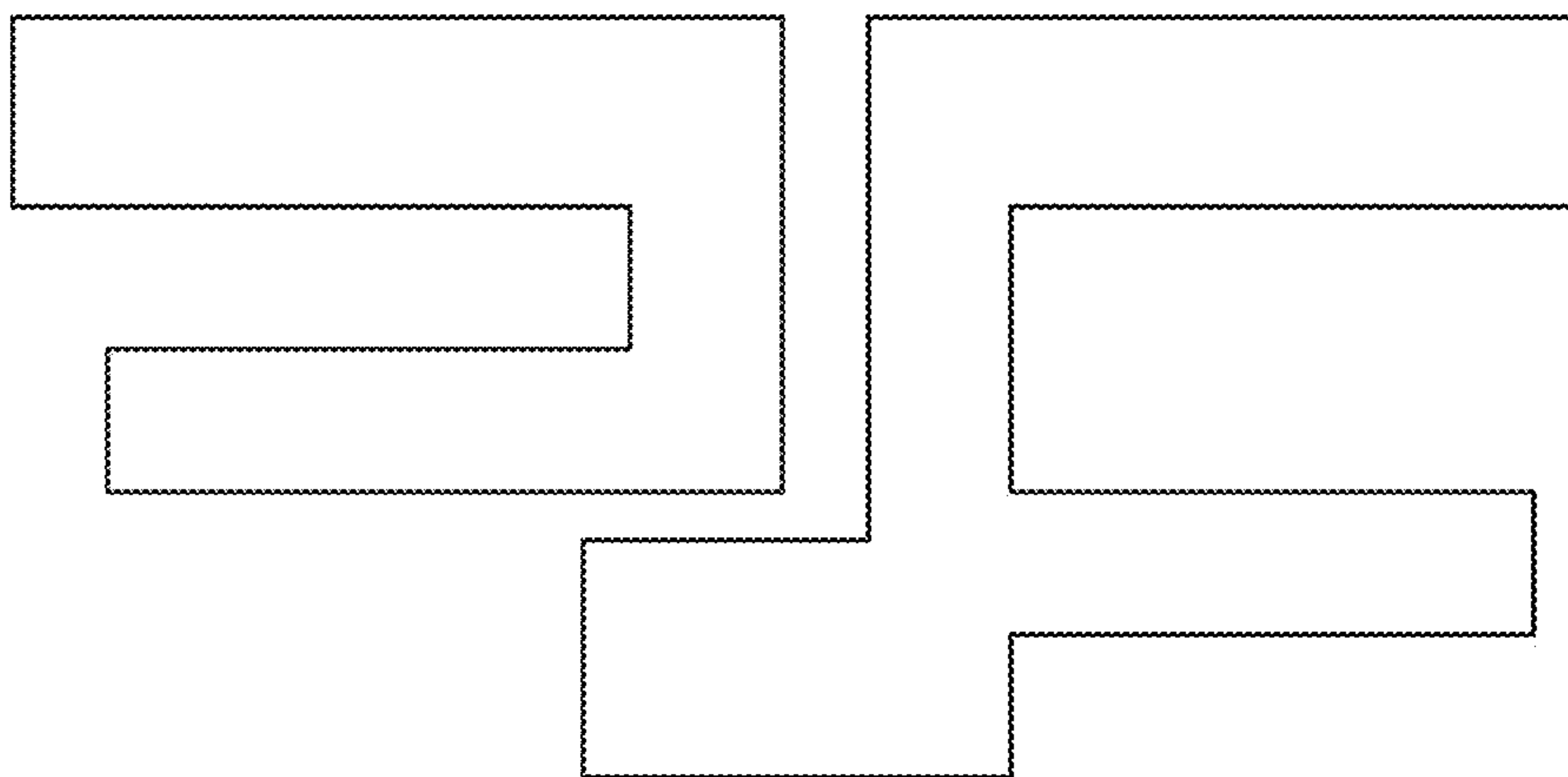


FIG. 6




FIG. 7