



US00D921571S

(12) **United States Design Patent**  
**Geelen et al.**

(10) **Patent No.:** **US D921,571 S**  
(45) **Date of Patent:** **\*\* Jun. 8, 2021**

(54) **TIRE**

(71) Applicant: **The Goodyear Tire & Rubber Company, Akron, OH (US)**  
(72) Inventors: **Stephane Jose Geelen**, Redange sur Attert (LU); **Armand Rene Gabriel Leconte**, Insenborn (LU); **Pascale de Briey-Terlinden**, Attert (BE); **Jerome Marcel Germain Delu**, Bridel (LU); **Alexandre Francois Baudouin Constant Bernier**, Boulaide (LU)

(73) Assignee: **The Goodyear Tire & Rubber Company, Akron, OH (US)**

(\*\*) Term: **15 Years**

(21) Appl. No.: **29/715,590**

(22) Filed: **Dec. 3, 2019**

(51) **LOC (13) Cl.** ..... **12-15**

(52) **U.S. Cl.**  
USPC ..... **D12/517**

(58) **Field of Classification Search**  
USPC ..... D12/500-532, 604  
CPC ..... Y10T 152/10027; B60C 1/0016; B60C 11/0306; B60C 11/0302; B60C 3/06; B60C 9/17

See application file for complete search history.

(56) **References Cited**

**U.S. PATENT DOCUMENTS**

D392,230 S	3/1998	Heinen	.....	D12/147
D392,922 S	3/1998	Heinen	.....	D12/147
D449,024 S	10/2001	Lovell et al.	.....	D12/147
D458,897 S	6/2002	Weber et al.	.....	D12/588
D560,600 S	1/2008	Dixon et al.	.....	D12/588

(Continued)

**OTHER PUBLICATIONS**

U.S. Appl. No. 29/654,907, filed Jun. 28, 2018, Maggelet, et al., Goodyear.

(Continued)

*Primary Examiner* — John A Voytek

(74) *Attorney, Agent, or Firm* — Robert N. Lipsik

(57) **CLAIM**

The ornamental Design for a tire, as shown and described.

**DESCRIPTION**

FIG. 1 is a right side perspective view of a tire showing our new design, it being understood that the pattern repeats uniformly throughout the circumference of the tread;

FIG. 2 is a left side perspective view thereof;

FIG. 3 is a front elevational view thereof;

FIG. 4 is a right side elevational view thereof;

FIG. 5 is a left side elevational view thereof;

FIG. 6 is an enlarged fragmentary front elevational view thereof;

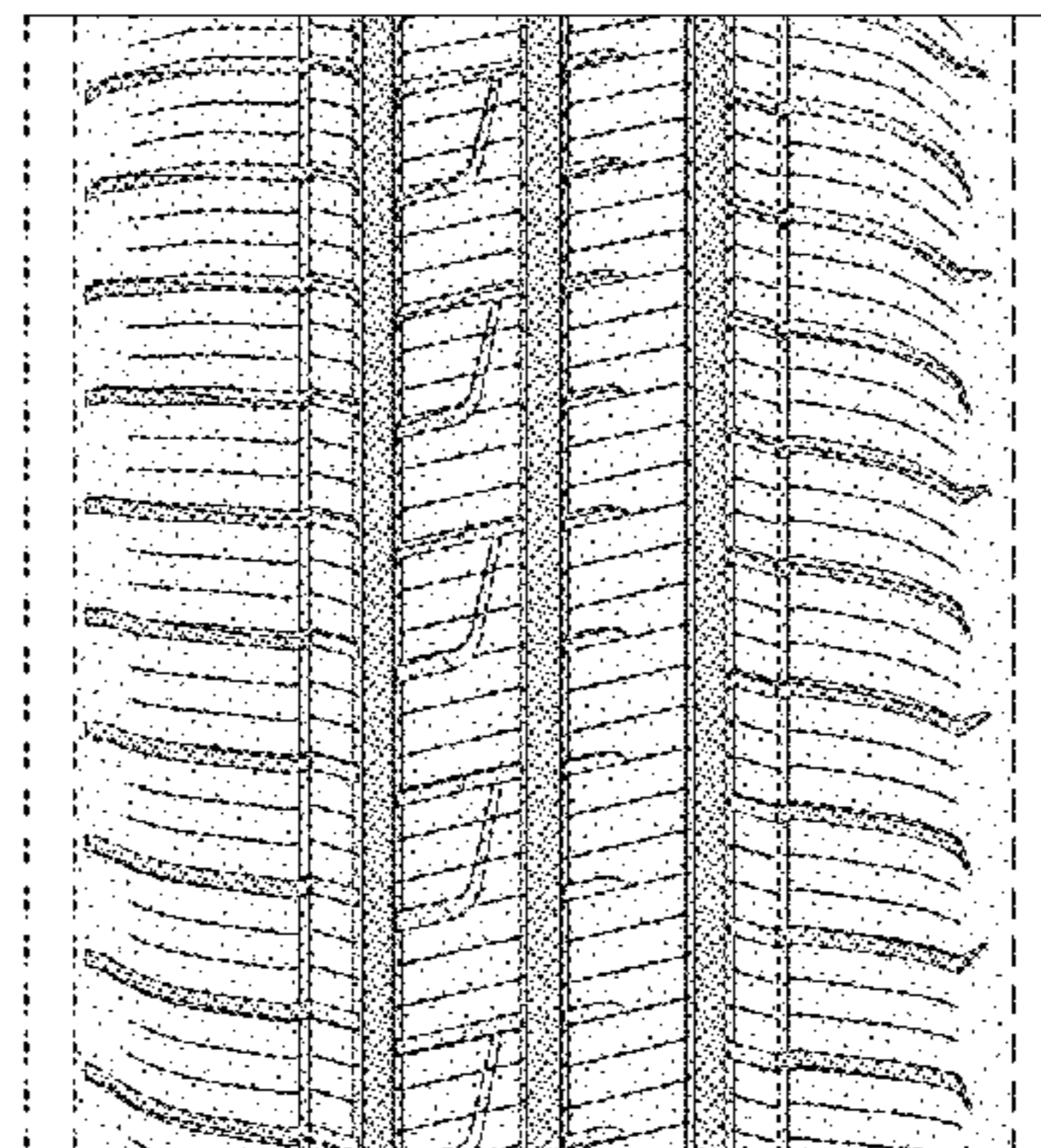
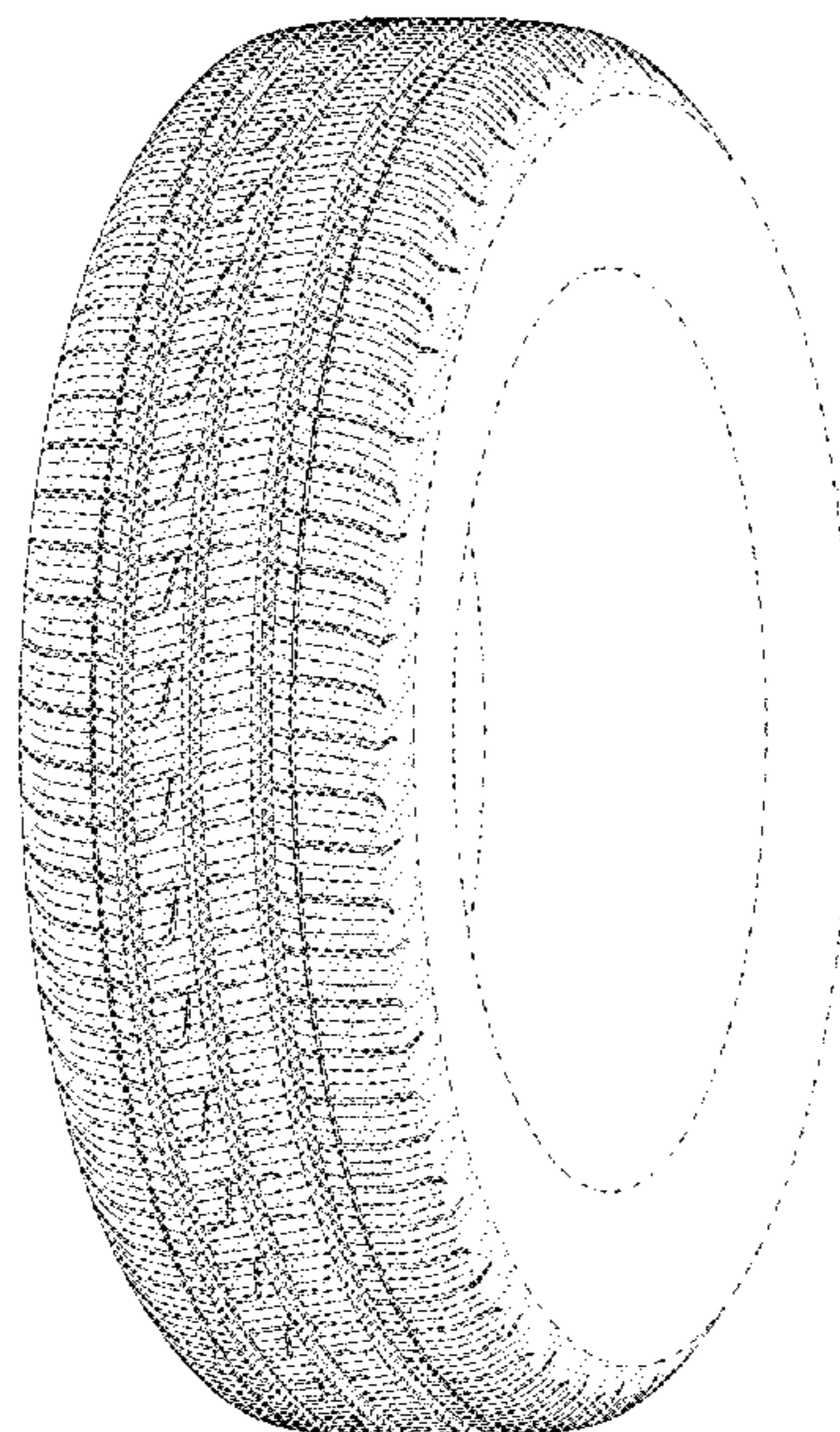
FIG. 7 is a right side perspective view of a second embodiment of a tire showing our new design, it being understood that the interior of the tire forms no part of the claim and that the pattern repeats uniformly throughout the circumference of the tread;

FIG. 8 is a left side perspective view of a second embodiment, it being understood that the interior of the tire forms no part of the claim; and,

FIG. 9 is a front elevational view of a second embodiment, it being understood that an enlarged fragmentary view thereof would be substantially identical to that shown in FIG. 6, with the exception of the inclusion of the sidewall in solid lines.

In the drawings, the broken lines immediately adjacent to the outer edges of the tire shoulder represent boundaries of the claim, and the broken lines depict environmental subject matter only and form no part of the claimed design.

**1 Claim, 9 Drawing Sheets**



(56)

References Cited

U.S. PATENT DOCUMENTS

D577,655 S \* 9/2008 Heinen ..... D12/521  
 D586,733 S 2/2009 Shinohara ..... D12/588  
 D595,220 S 6/2009 Maxwell ..... D12/590  
 D619,958 S 7/2010 Maxwell ..... D12/586  
 D624,870 S \* 10/2010 Fontaine ..... D12/517  
 D649,110 S 11/2011 Hurtz et al. .... D12/601  
 D654,425 S \* 2/2012 Nomura ..... D12/517  
 D665,335 S \* 8/2012 Baumard ..... D12/517  
 D666,137 S \* 8/2012 Sieber ..... D12/517  
 D668,208 S 10/2012 Brown et al. .... D12/588  
 D668,598 S 10/2012 Hughes et al. .... D12/521  
 D668,601 S 10/2012 Brown, IV et al. .... D12/588  
 D692,371 S \* 10/2013 Fontaine ..... D12/517  
 D712,343 S 9/2014 Wakishima ..... D12/588  
 D713,325 S 9/2014 Maxwell et al. .... D12/521  
 D730,269 S \* 5/2015 Maxwell ..... D12/523  
 D733,036 S 6/2015 Kuwano ..... D12/521  
 D734,243 S \* 7/2015 Mosko ..... D12/532  
 D735,122 S 7/2015 Grote et al. .... D12/601  
 D736,697 S 8/2015 Leocadio et al. .... D12/601  
 D737,754 S 9/2015 Bourel et al. .... D12/594  
 D756,295 S 5/2016 Pingonat et al. .... D12/588  
 D761,196 S 7/2016 Dixon et al. .... D12/601  
 D765,585 S 9/2016 Fujii ..... D12/601  
 D780,678 S 3/2017 Maxwell et al. .... D12/595  
 D781,781 S 3/2017 Schimmoeller, Jr. .... D12/594  
 D789,870 S 6/2017 Dixon et al. .... D12/521

D791,063 S \* 7/2017 Simon ..... D12/517  
 D792,839 S 7/2017 Maxwell et al. .... D12/595  
 D794,542 S 8/2017 Tahon et al. .... D12/528  
 D795,790 S \* 8/2017 Simon ..... D12/517  
 D798,801 S \* 10/2017 Doui ..... D12/521  
 D800,637 S 10/2017 Nguyen et al. .... D12/521  
 D803,768 S 11/2017 Leocadio et al. .... D12/588  
 D812,550 S 3/2018 Digman et al. .... D12/588  
 D813,149 S 3/2018 Dixon ..... D12/588  
 D817,858 S 5/2018 Poling et al. .... D12/590  
 D826,841 S \* 8/2018 Kujime ..... D12/505  
 D830,956 S 10/2018 Mishima ..... D12/521  
 D842,229 S 3/2019 Schoeppner et al. .... D12/588  
 D848,351 S \* 5/2019 Rittweger ..... D12/517  
 D852,117 S \* 6/2019 Meetarbhan ..... D12/517  
 D853,949 S 7/2019 Zimmerman et al. .... D12/601  
 D862,369 S 10/2019 Pribula et al. .... D12/521  
 D867,265 S 11/2019 Proietti et al. .... D12/523  
 D892,712 S \* 8/2020 Kotlas ..... D12/517

OTHER PUBLICATIONS

U.S. Appl. No. 29/692,167, filed May 23, 2019, Digman, et al.,  
 Goodyear.  
 U.S. Appl. No. 29/709,318, filed Oct. 14, 2019, Digman, et al.,  
 Goodyear.  
 U.S. Appl. No. 29/709,920, filed Oct. 18, 2019, Burnworth, et al.,  
 Goodyear.

\* cited by examiner

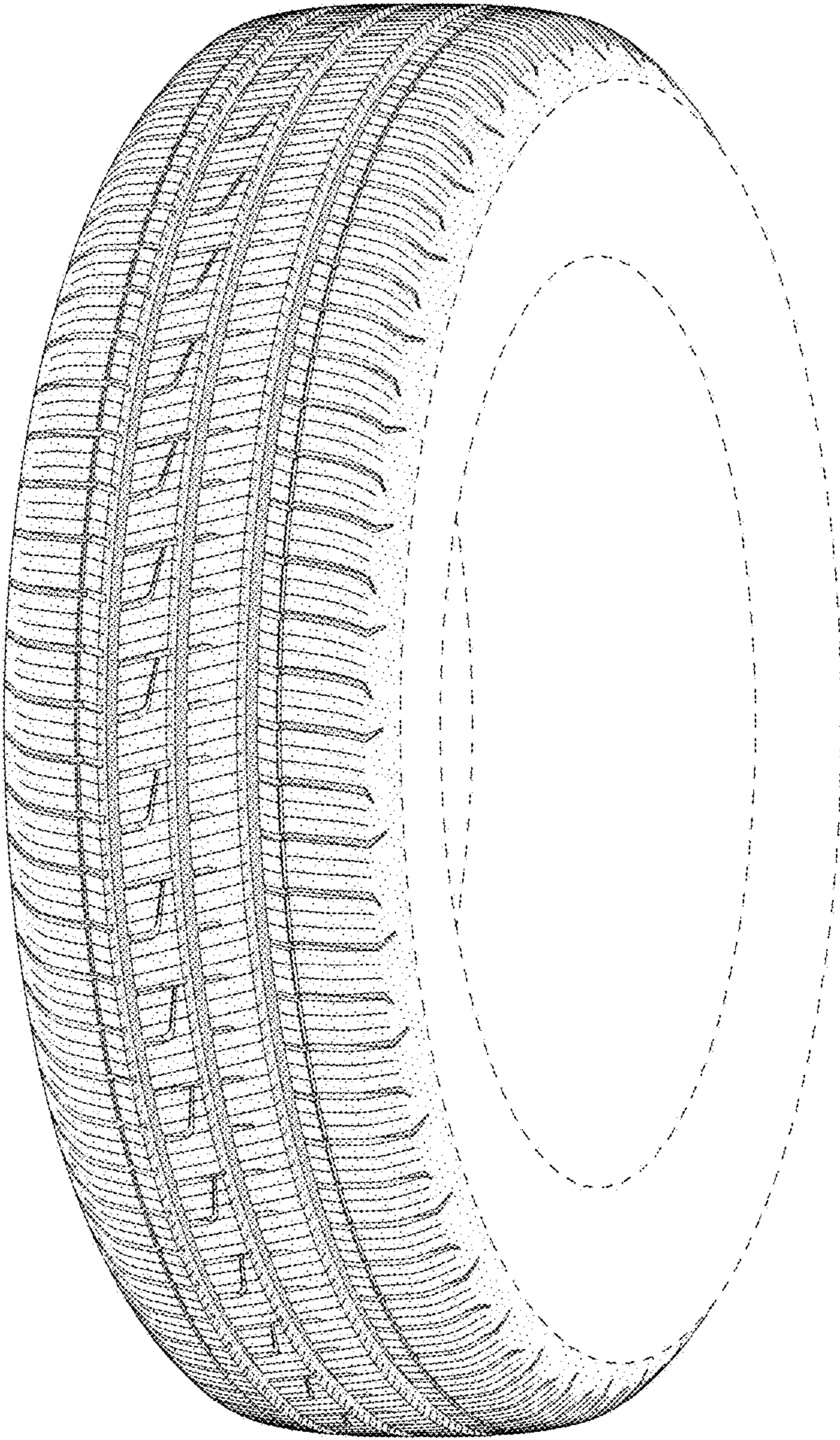


FIG - 1

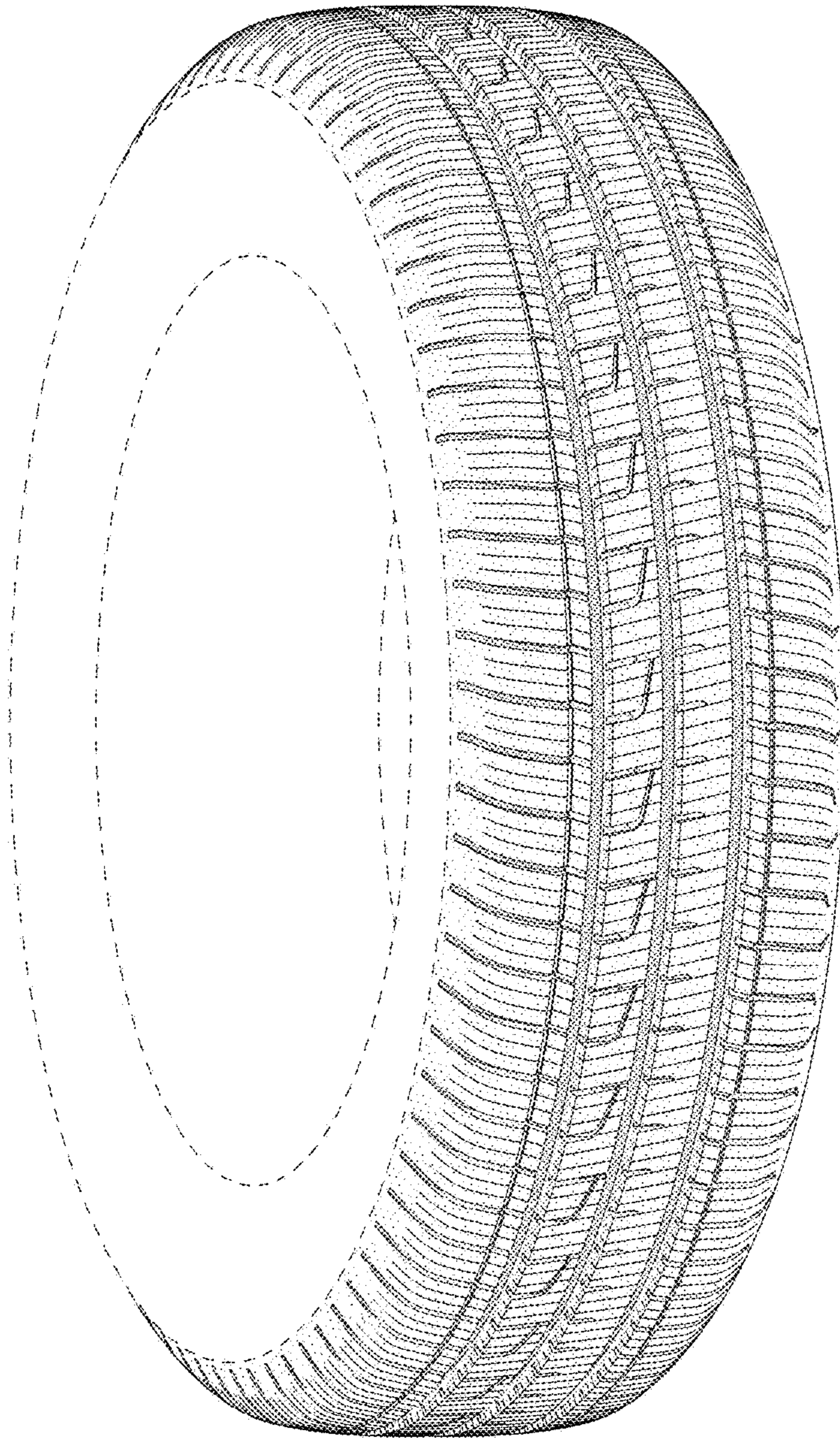


FIG - 2

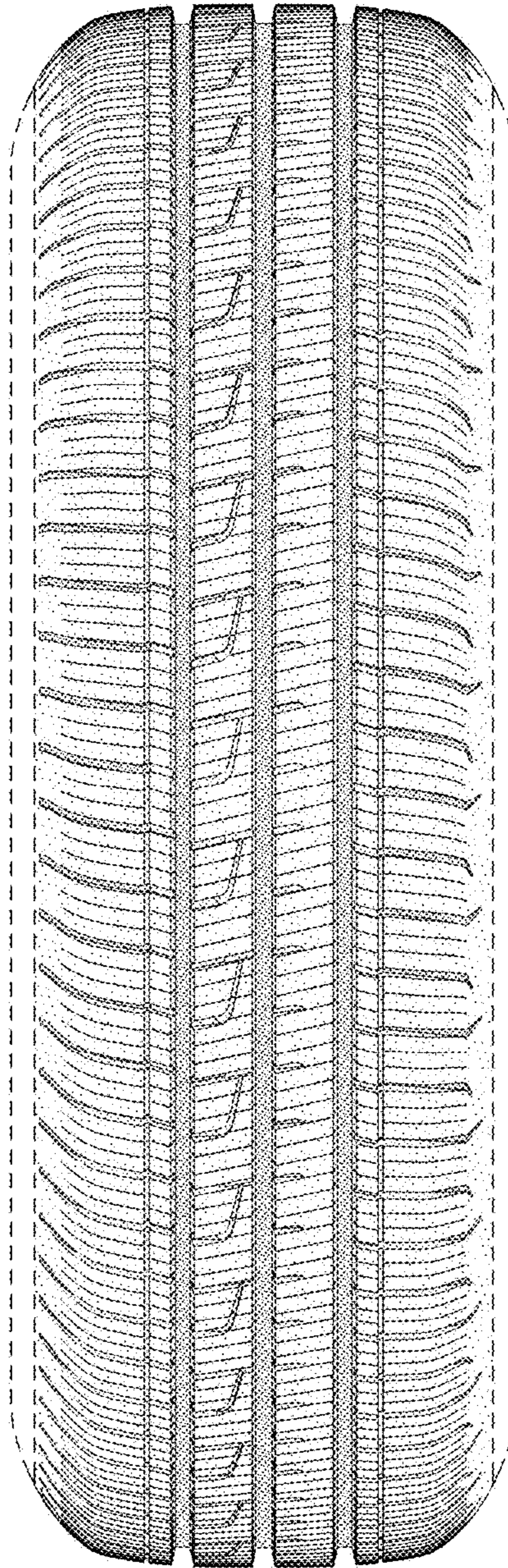


FIG - 3

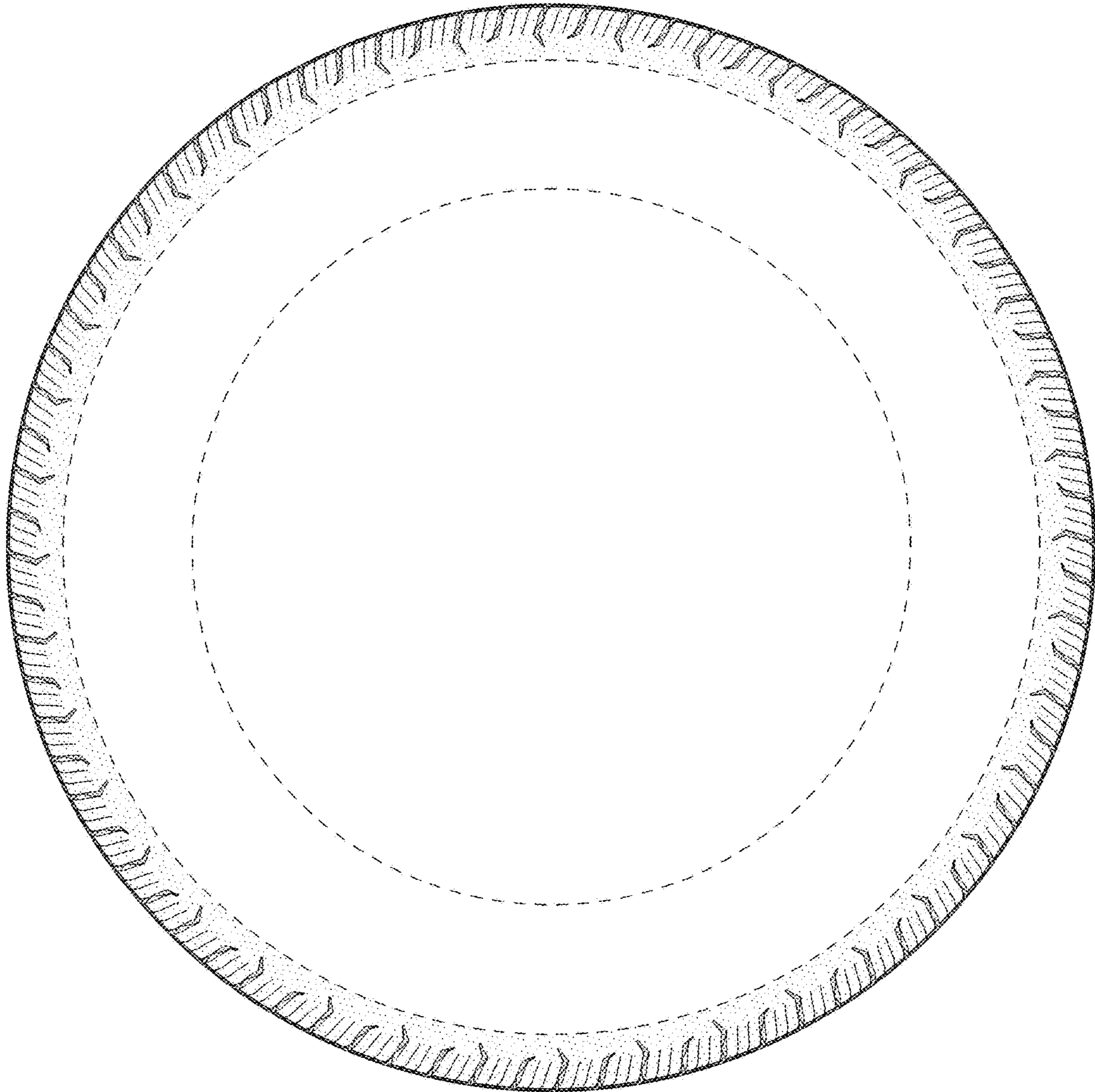


FIG - 4

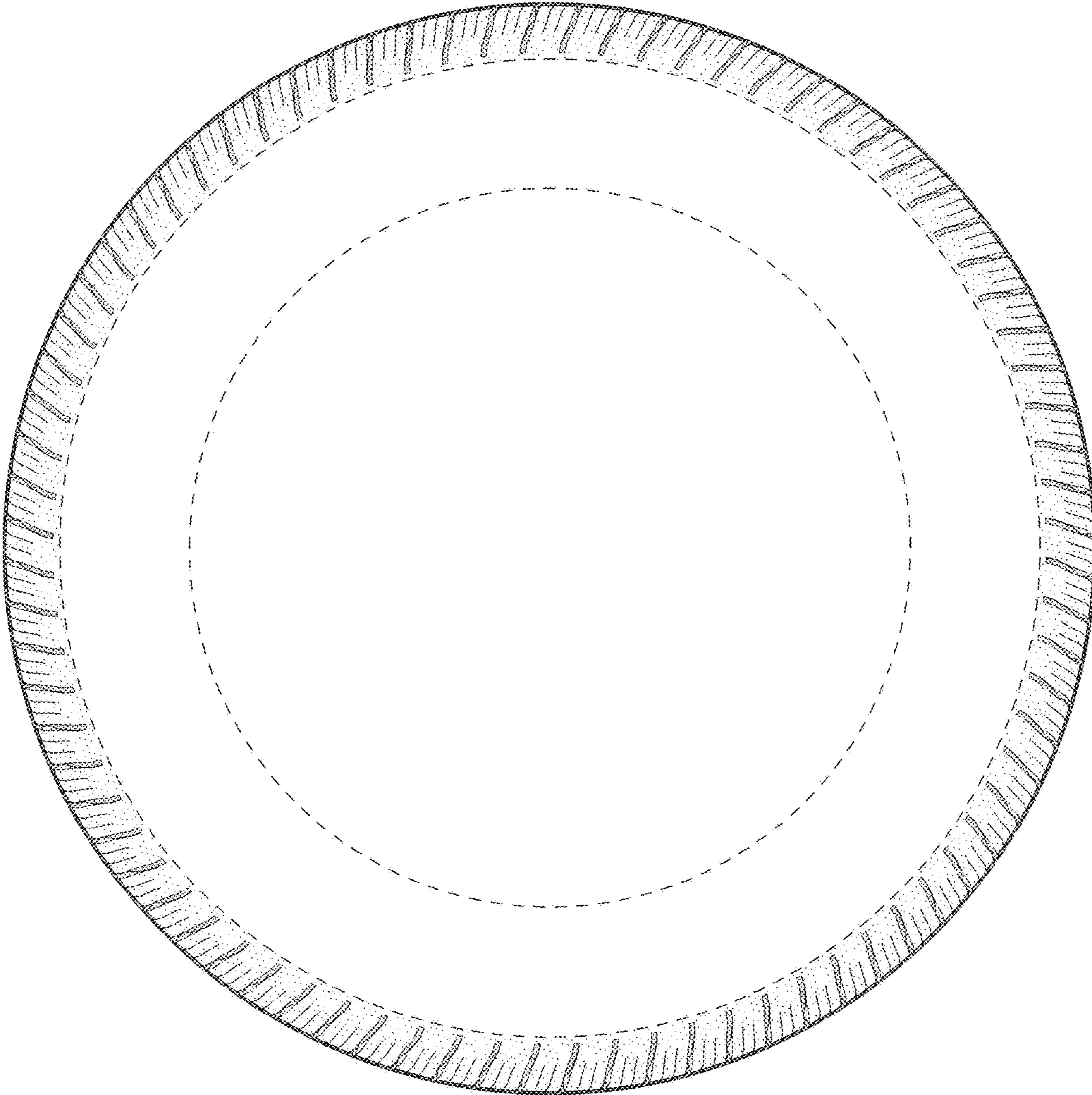


FIG - 5

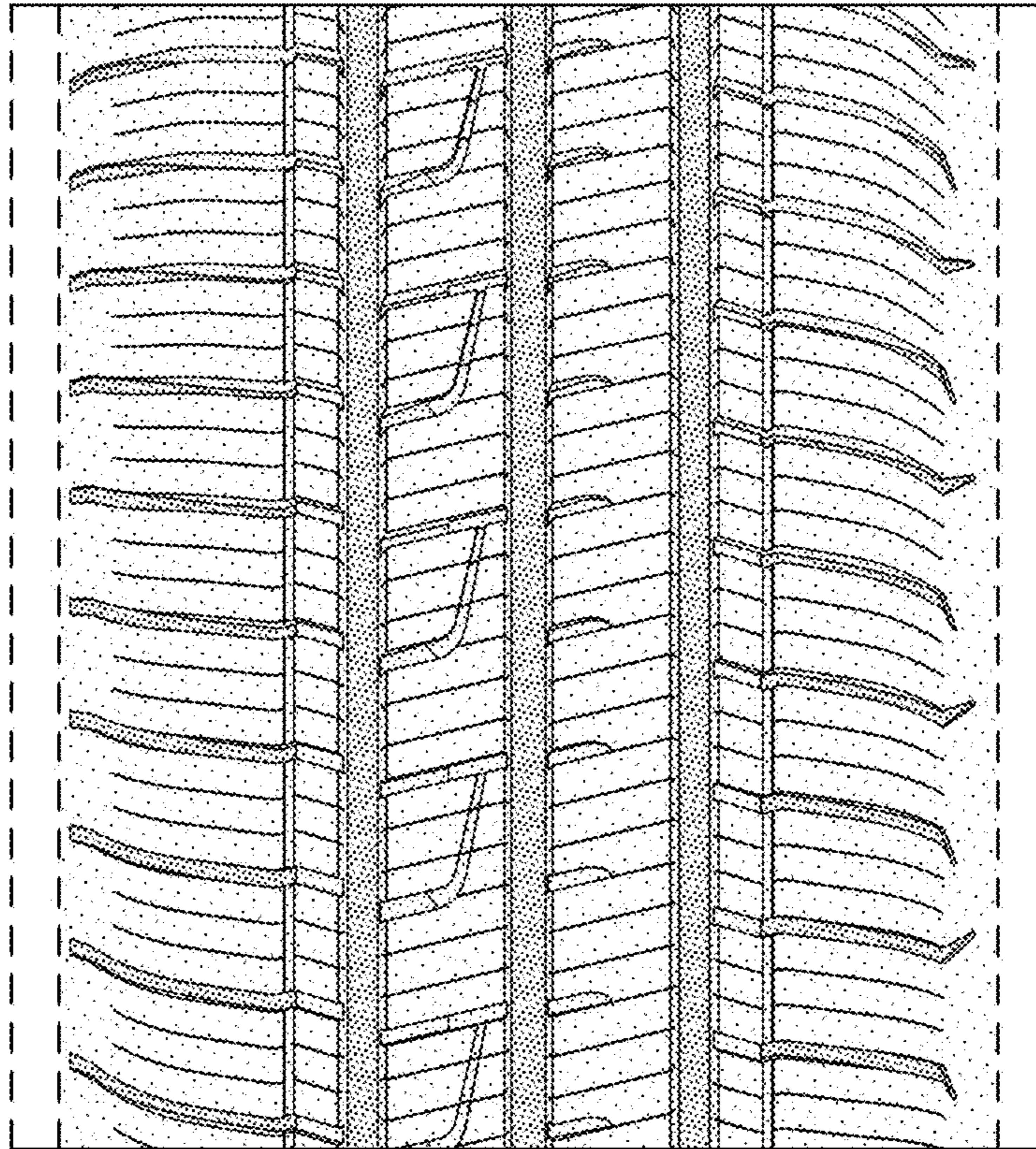


FIG - 6



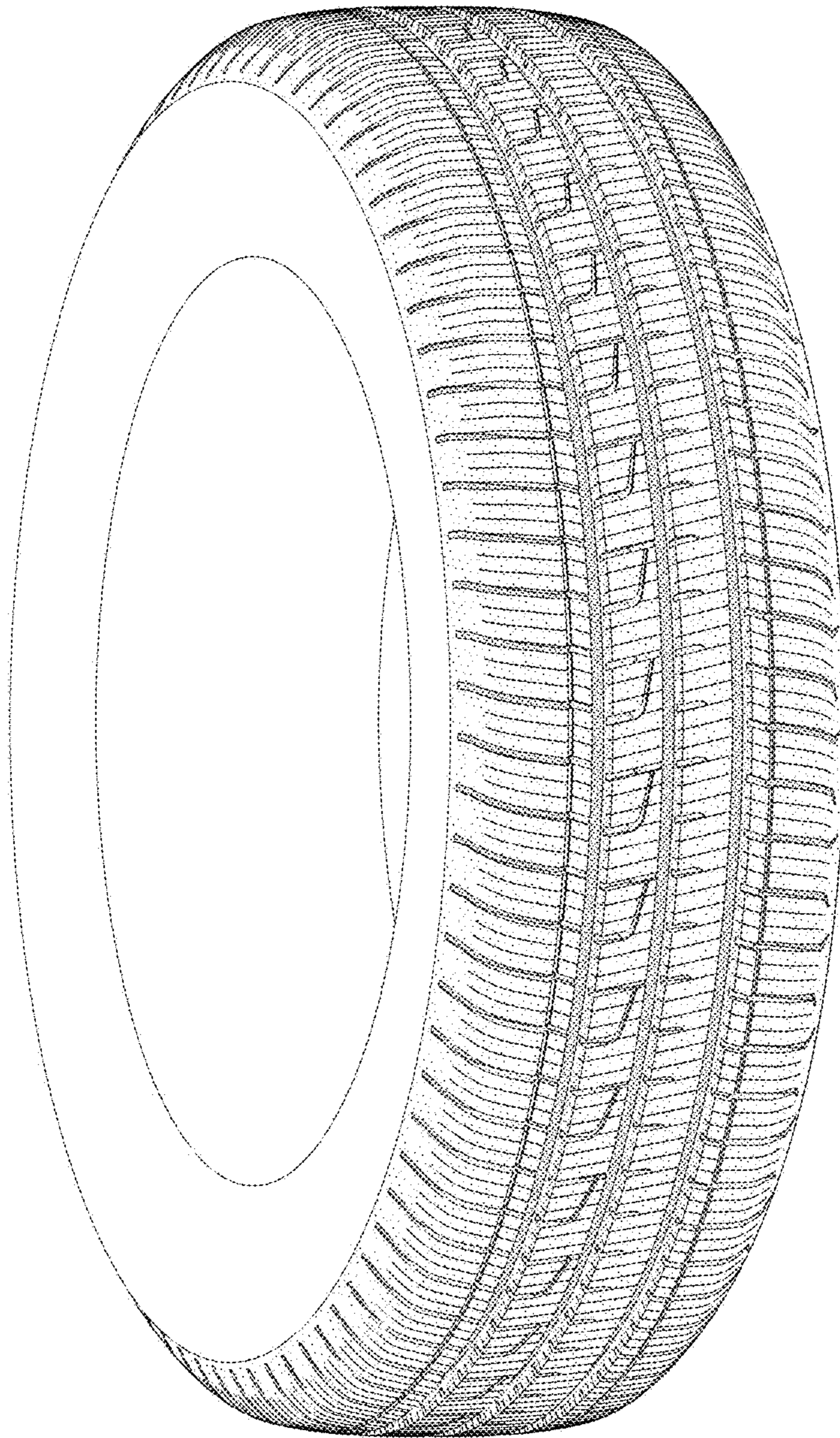


FIG - 7

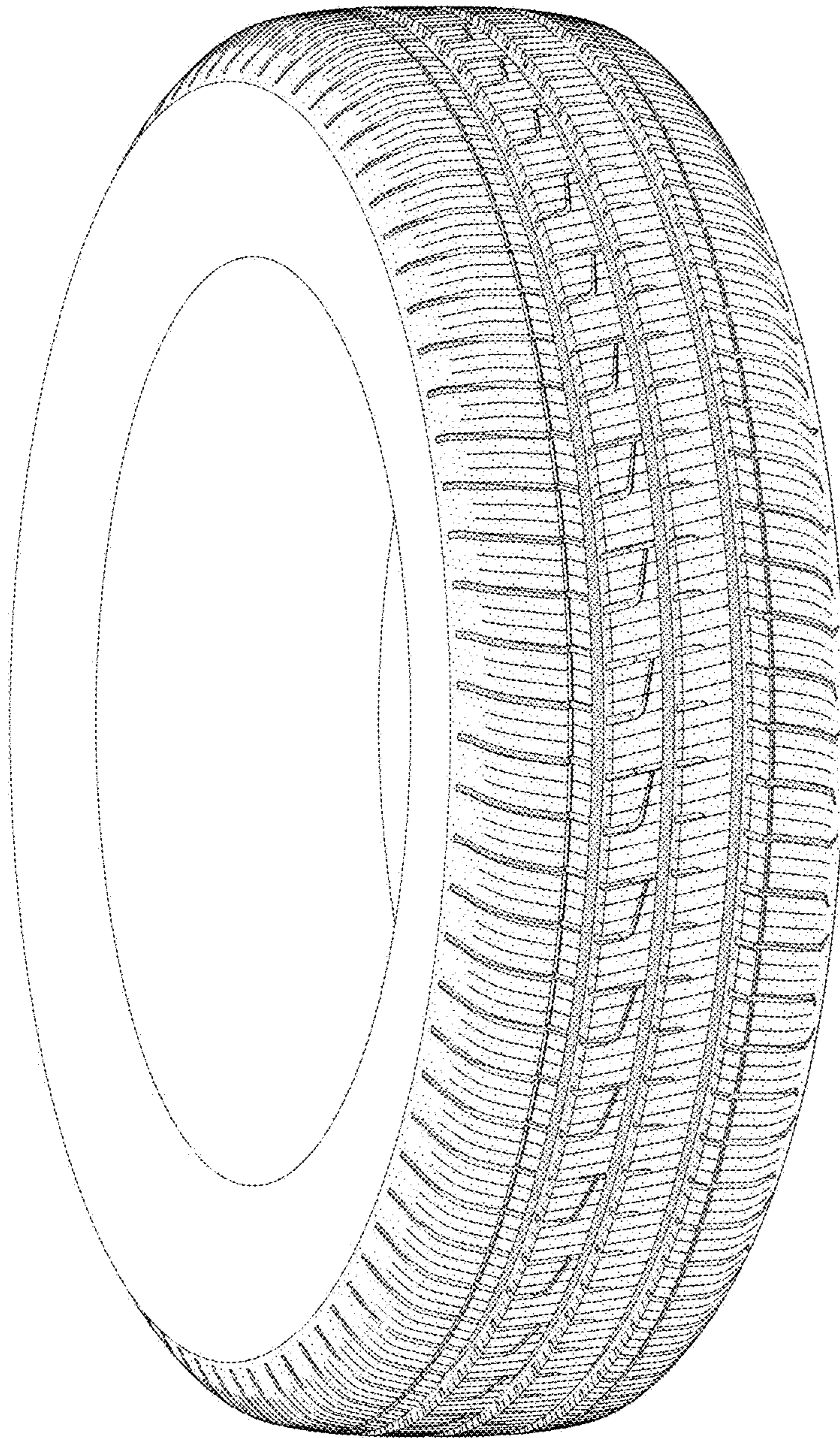


FIG - 8

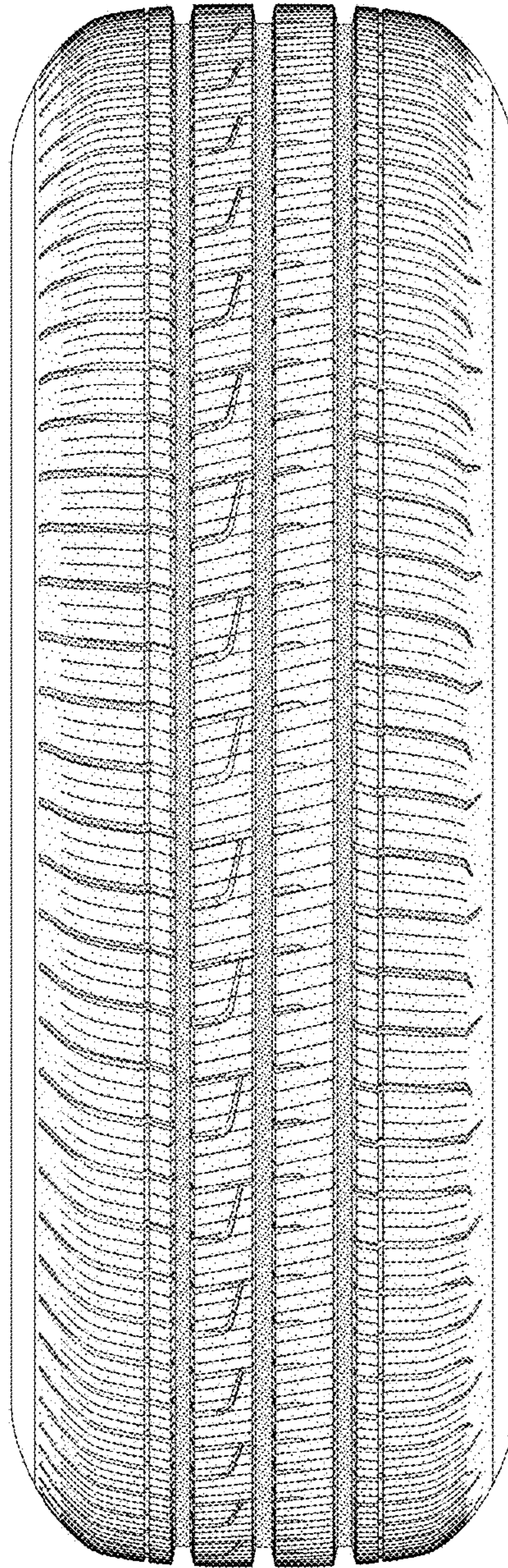


FIG - 9