



US00D921556S

(12) **United States Design Patent**
Zhang et al.

(10) **Patent No.:** **US D921,556 S**

(45) **Date of Patent:** **** Jun. 8, 2021**

(54) **VEHICLE WHEEL**

(71) Applicant: **CITIC Dicastal Co., Ltd.**,
Qinhuangdao (CN)

(72) Inventors: **Ning Zhang**, Qinhuangdao (CN); **Liwei Qin**, Qinhuangdao (CN)

(73) Assignee: **CITIC Dicastal Co., Ltd.**,
Qinhuangdao (CN)

(**) Term: **15 Years**

(21) Appl. No.: **29/729,629**

(22) Filed: **Mar. 27, 2020**

(30) **Foreign Application Priority Data**

Mar. 16, 2020 (CN) 202030086757.3

(51) **LOC (13) Cl.** **12-16**

(52) **U.S. Cl.**
USPC **D12/211**

(58) **Field of Classification Search**
USPC D12/204-213; D21/563
CPC B60B 7/00; B60B 7/02; B60B 7/04; B60B 7/01; B60B 7/06; B60B 3/02; B60B 3/04; B60B 3/06; B60B 3/10; B60B 1/00; B60B 1/08; B60B 1/10; B60B 1/12
See application file for complete search history.

(56) **References Cited**

U.S. PATENT DOCUMENTS

D461,441 S	*	8/2002	Hartanto	D12/211
D527,335 S	*	8/2006	Kim	D12/211
D537,767 S	*	3/2007	Pfeiffer	D12/211
D548,165 S	*	8/2007	Young	D12/211
D608,711 S	*	1/2010	Juergens	D12/209
D695,183 S	*	12/2013	Chung	D12/209
D719,889 S	*	12/2014	Hodges	D12/209

D722,548 S	*	2/2015	Chung	D12/211
D727,829 S	*	4/2015	Chung	D12/211
D736,135 S	*	8/2015	Grake	D12/211
D753,573 S	*	4/2016	Watkin	D12/211
D758,279 S	*	6/2016	Platto	D12/211
D763,163 S	*	8/2016	Chung	D12/211
D783,498 S	*	4/2017	Platto	D12/211
D787,407 S	*	5/2017	Chung	D12/211
D795,775 S	*	8/2017	Simpson	D12/211
D797,029 S	*	9/2017	Chung	D12/211
D800,046 S	*	10/2017	Chung	D12/211
D803,751 S	*	11/2017	Chung	D12/209
D805,991 S	*	12/2017	Platto	D12/209
D806,631 S	*	1/2018	Sempek	D12/211
D817,841 S	*	5/2018	Chung	D12/209
D823,777 S	*	7/2018	Ninov	D12/211
D833,950 S	*	11/2018	Sempek	D12/211
D840,903 S	*	2/2019	Schittko	D12/211
D849,658 S	*	5/2019	Licklitter	D12/211
D850,349 S	*	6/2019	Licklitter	D12/209
D860,095 S	*	9/2019	Milani	D12/209
D868,664 S	*	12/2019	Dewitt	D12/211
D871,997 S	*	1/2020	Itaya	D12/209
D879,001 S	*	3/2020	Lee	D12/209
D880,399 S	*	4/2020	Yoshida	D12/211

(Continued)

Primary Examiner — Stacia A Cadmus

(74) *Attorney, Agent, or Firm* — IPro, PLLC; Qian Gu

(57) **CLAIM**

The ornamental design for a vehicle wheel, as shown and described.

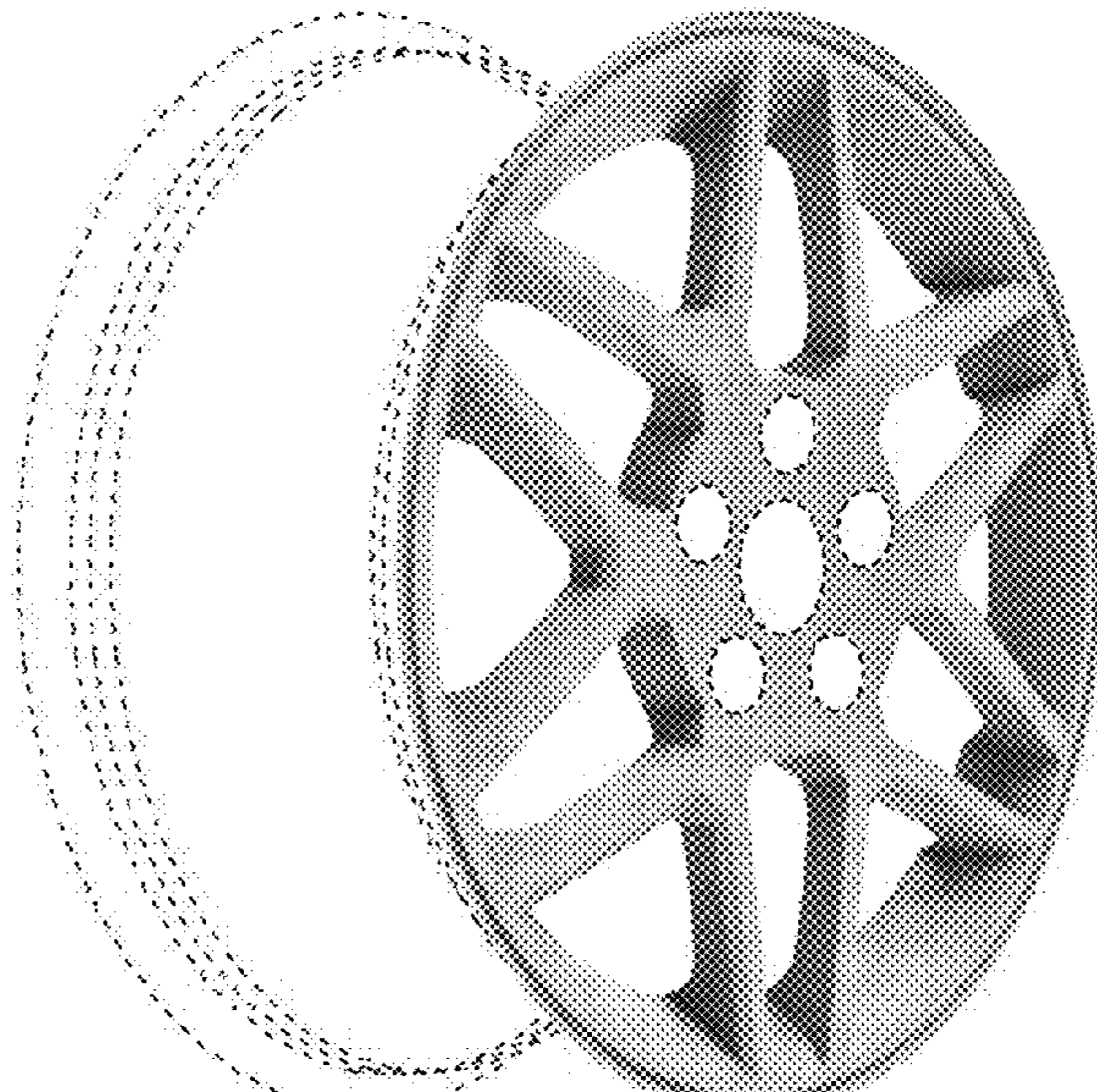

DESCRIPTION

FIG. 1 is a front view of a vehicle wheel.

FIG. 2 is a perspective view of the vehicle wheel; and, FIG. 3 is a left side view of the vehicle wheel.

The broken line showing of the rear of the rim, the bolt holes and the center hole in the central hub area is included for the purpose of illustrating environment and forms no part of the claimed design.

1 Claim, 3 Drawing Sheets



(56)

References Cited

U.S. PATENT DOCUMENTS

D883,174 S * 5/2020 Sempek D12/211
D892,019 S * 8/2020 Grand D12/209

* cited by examiner




FIG. 1




FIG. 2




FIG. 3