



US00D921545S

(12) **United States Design Patent**
Fuchino et al.

(10) **Patent No.:** **US D921,545 S**
(45) **Date of Patent:** **** Jun. 8, 2021**

(54) **FRONT BUMPER FOR AN AUTOMOBILE**

(71) Applicant: **Subaru Corporation**, Tokyo (JP)

(72) Inventors: **Kentarou Fuchino**, Tokyo (JP); **Kohei Takeda**, Tokyo (JP)

(73) Assignee: **Subaru Corporation**, Tokyo (JP)

(**) Term: **15 Years**

(21) Appl. No.: **29/717,995**

(22) Filed: **Dec. 20, 2019**

(30) **Foreign Application Priority Data**

Jul. 5, 2019 (JP) 2019-015189

(51) **LOC (13) Cl.** **12-16**

(52) **U.S. Cl.**
USPC **D12/169**

(58) **Field of Classification Search**
USPC D12/169, 163, 196, 86, 90-92;
296/180.1, 180.2; 293/102, 115, 117, 120
CPC B60R 2019/25; B62D 25/084
See application file for complete search history.

(56) **References Cited**

U.S. PATENT DOCUMENTS

D733,621 S * 7/2015 Ikuma D12/169
D748,021 S * 1/2016 Iwanaga D12/169
D751,957 S * 3/2016 Tomatsu D12/169
D752,486 S * 3/2016 Sperling D12/169
D784,214 S * 4/2017 Kanasugi D12/169

D793,923 S * 8/2017 Katou D12/169
D800,032 S * 10/2017 Yokoi D12/169
D800,035 S * 10/2017 Takamatsu D12/169
D813,735 S * 3/2018 Kanno D12/169
D813,736 S * 3/2018 Jevremovic D12/169
D814,989 S * 4/2018 Ino D12/169
D829,616 S * 10/2018 Fuchino D12/169
D829,617 S * 10/2018 Takamatsu D12/169
D829,618 S * 10/2018 Kamahara D12/169
D830,250 S * 10/2018 Tomita D12/169
D839,150 S * 1/2019 Roller D12/169
D851,562 S * 6/2019 Andoh D12/169
D904,940 S * 12/2020 Utsunomiya D12/169
D904,944 S * 12/2020 Higurashi D12/169
D906,907 S * 1/2021 Yagi D12/169

* cited by examiner

Primary Examiner — Melody N Brown

(74) *Attorney, Agent, or Firm* — Schiff Hardin LLP

(57) **CLAIM**

We claim the ornamental design for a front bumper for an automobile, as shown and described.

DESCRIPTION

FIG. 1 is a front perspective view for a “front bumper for an automobile” showing our new design, FIG. 2 is a rear perspective view thereof, FIG. 3 is a front view thereof, FIG. 4 is a rear view thereof, FIG. 5 is a top view thereof, FIG. 6 is a bottom view thereof, FIG. 7 is a left-side view thereof; and, FIG. 8 is a right-side view thereof.

1 Claim, 4 Drawing Sheets

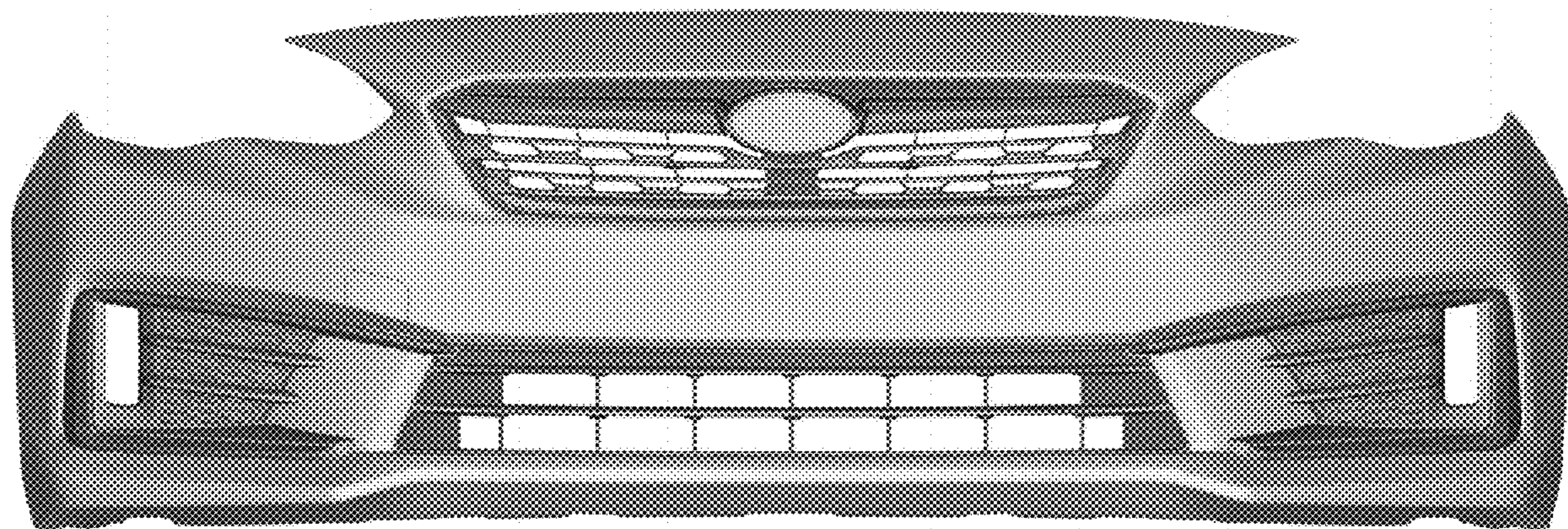


Fig. 1




Fig. 2

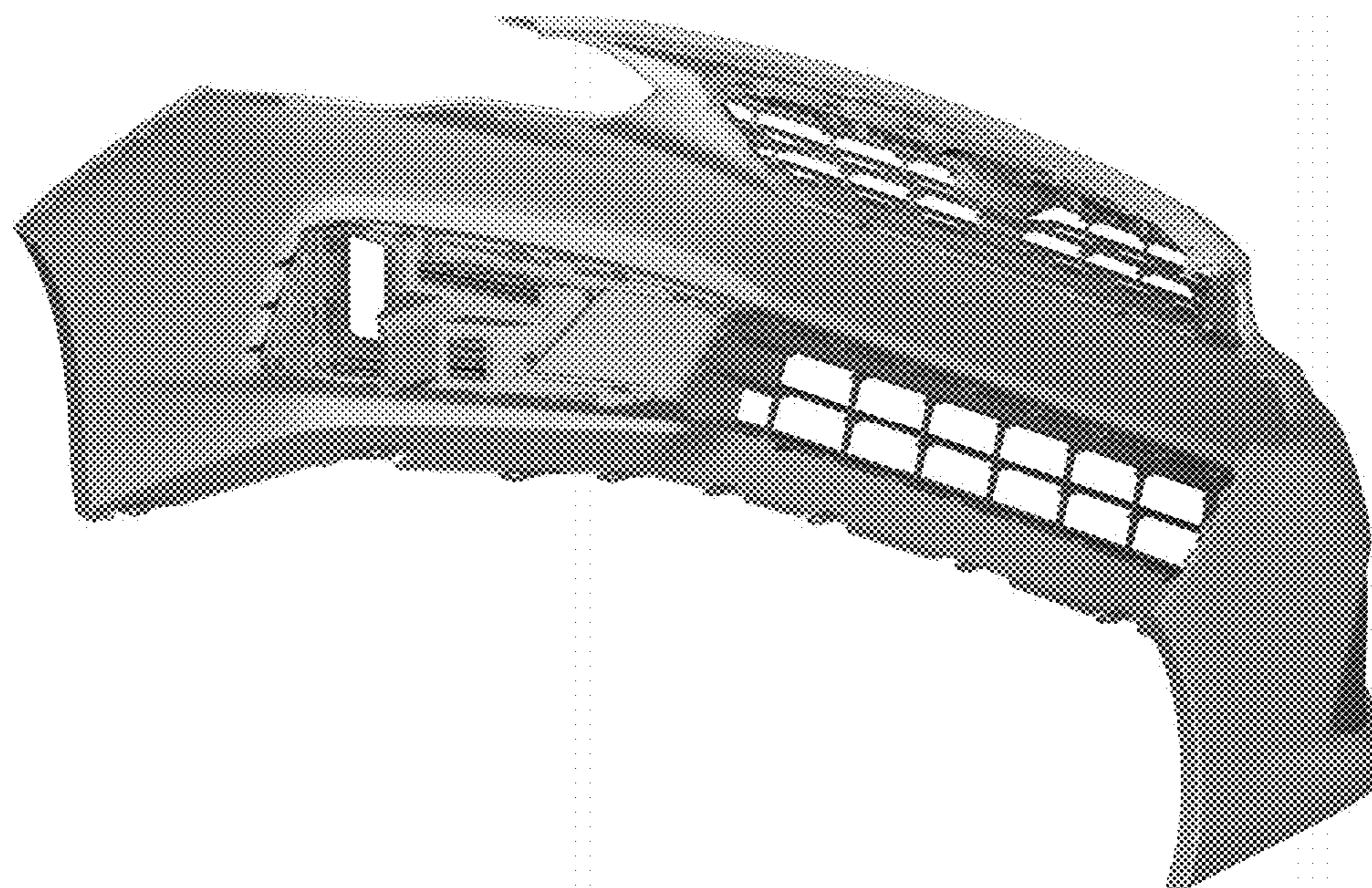


Fig. 3

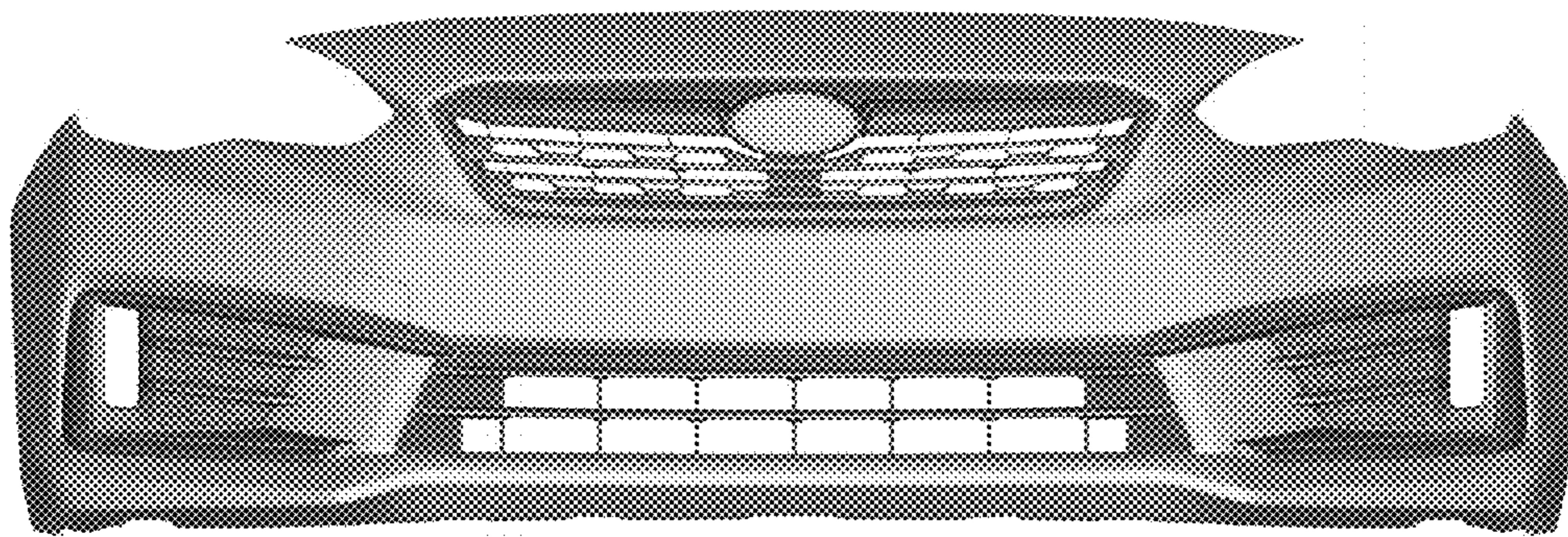


Fig. 4

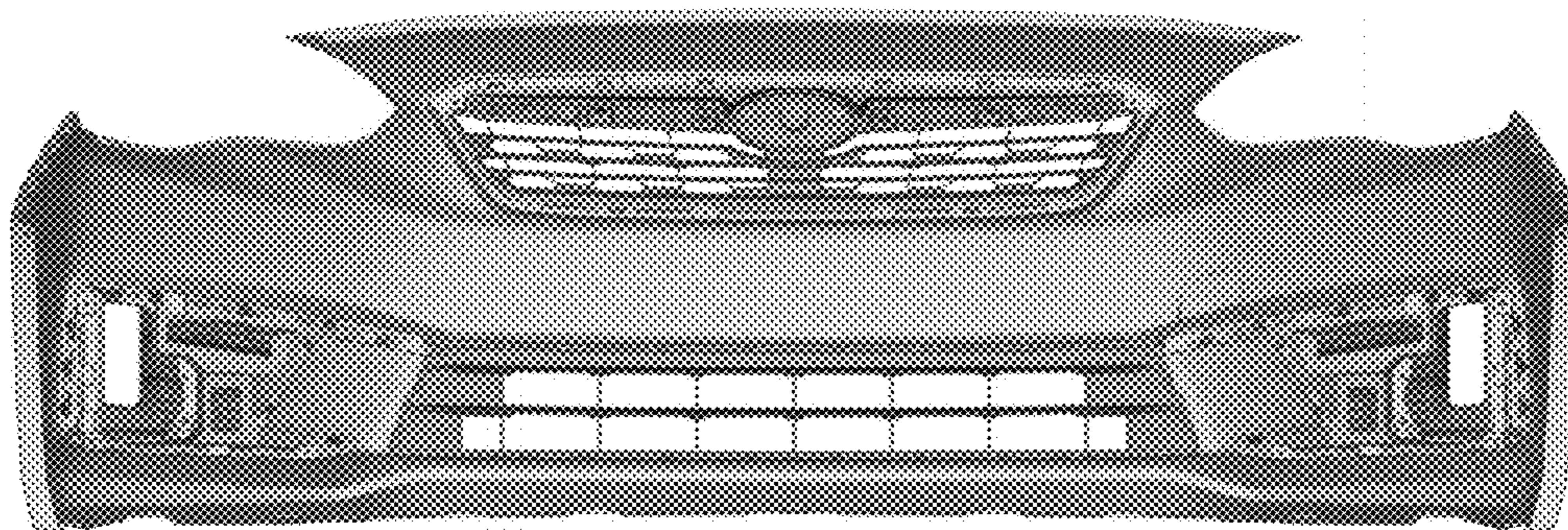


Fig. 5

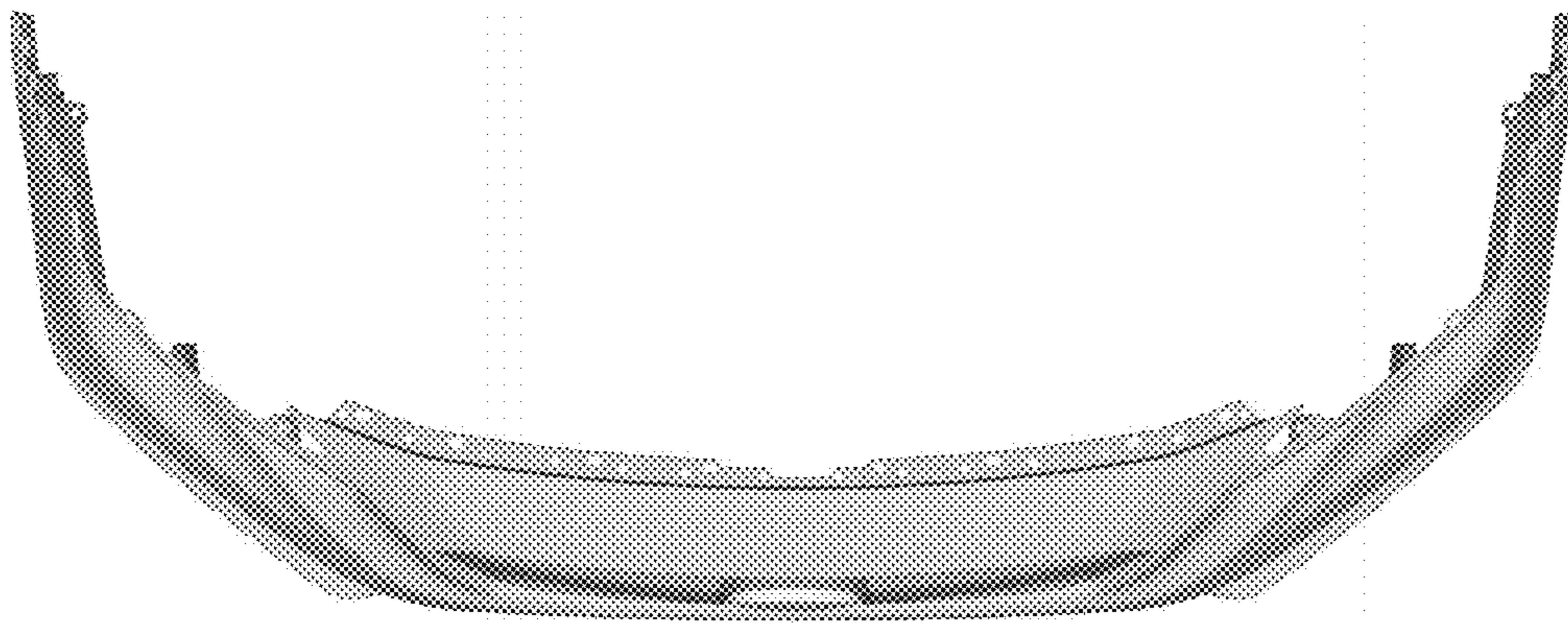


Fig. 6

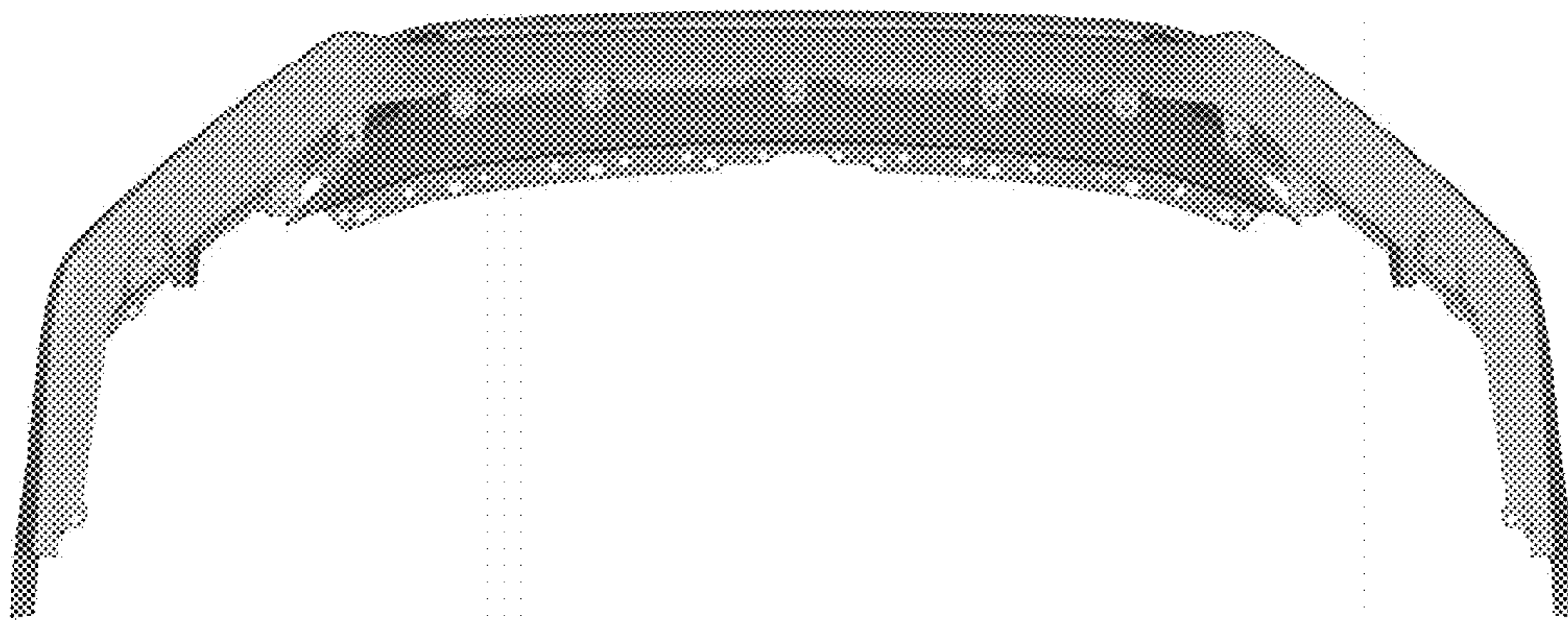


Fig. 7




Fig. 8

