



US00D921544S

(12) **United States Design Patent** (10) **Patent No.:** **US D921,544 S**  
**Montoya Bueloni** (45) **Date of Patent:** **\*\* Jun. 8, 2021**

(54) **RADIATOR GRILLE FOR VEHICLE**

(71) Applicant: **VOLKSWAGEN AKTIENGESELLSCHAFT, Wolfsburg (DE)**

(72) Inventor: **Felipe Montoya Bueloni, Wolfsburg (DE)**

(73) Assignee: **VOLKSWAGEN AKTIENGESELLSCHAFT, Wolfsburg (DE)**

(\*\*) Term: **15 Years**

(21) Appl. No.: **29/733,069**

(22) Filed: **Apr. 29, 2020**

(30) **Foreign Application Priority Data**

Nov. 8, 2019 (WO) ..... 89176

(51) **LOC (13) Cl.** ..... **12-16**

(52) **U.S. Cl.**  
USPC ..... **D12/163**

(58) **Field of Classification Search**  
USPC .... D12/163, 169, 196, 86, 90-92; 180/68.1, 180/68.6; 293/193.11  
CPC ..... B62D 25/08; B62B 9/16; B60K 11/08; B60R 19/52  
See application file for complete search history.

(56) **References Cited**

**U.S. PATENT DOCUMENTS**

D500,268 S \* 12/2004 Otto ..... D12/163  
D501,808 S \* 2/2005 Otto ..... D12/163

D585,796 S \* 2/2009 Nagasaka ..... D12/163  
D609,140 S \* 2/2010 Iwasaki ..... D12/163  
D664,478 S \* 7/2012 Futschik ..... D12/163  
D686,544 S \* 7/2013 Futschik ..... D12/163  
D687,355 S \* 8/2013 Fetherston ..... D12/163  
D773,346 S \* 12/2016 Frei ..... D12/163  
D789,843 S \* 6/2017 Hellwig ..... D12/163  
D825,405 S \* 8/2018 Anderson ..... D12/163  
D830,240 S \* 10/2018 Hallgren ..... D12/163

\* cited by examiner

*Primary Examiner* — Melody N Brown

(74) *Attorney, Agent, or Firm* — Lucas & Mercanti, LLP; Klaus P. Stoffel


(57) **CLAIM**


The ornamental design for a radiator grille for vehicle, as shown and described.

**DESCRIPTION**

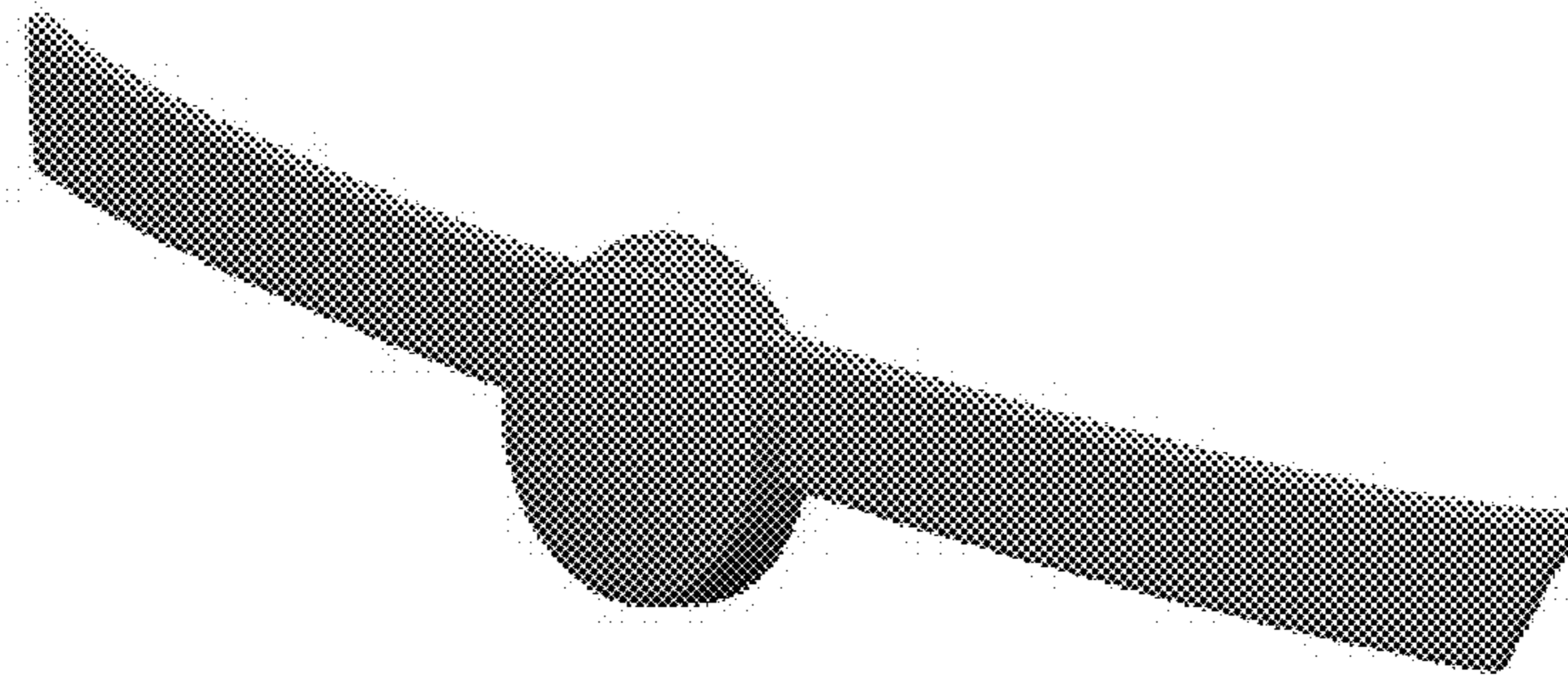
FIG. 1 is a front view of a radiator grille for vehicle showing my new design;  
FIG. 2 is a front and right side perspective view thereof;  
FIG. 3 is a front and left side perspective view thereof;  
FIG. 4 is a right side view thereof;  
FIG. 5 is a left side view thereof;  
FIG. 6 is a rear view thereof;  
FIG. 7 is a rear and left side perspective view thereof;  
FIG. 8 is a rear and right side perspective view thereof;  
FIG. 9 is a top view thereof; and,  
FIG. 10 is a bottom view thereof.

**1 Claim, 5 Drawing Sheets**

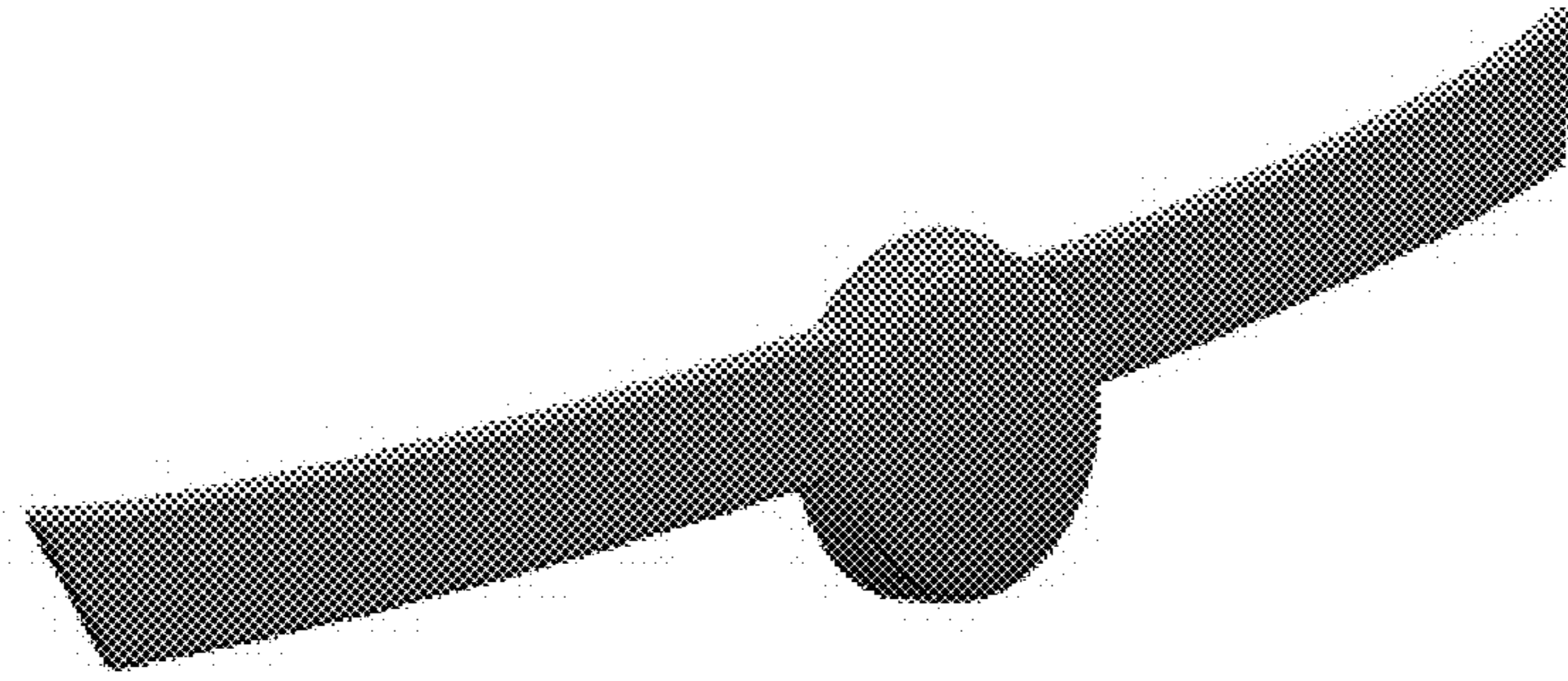





**Fig. 1**




**Fig. 2**




**Fig. 3**



**Fig. 4**

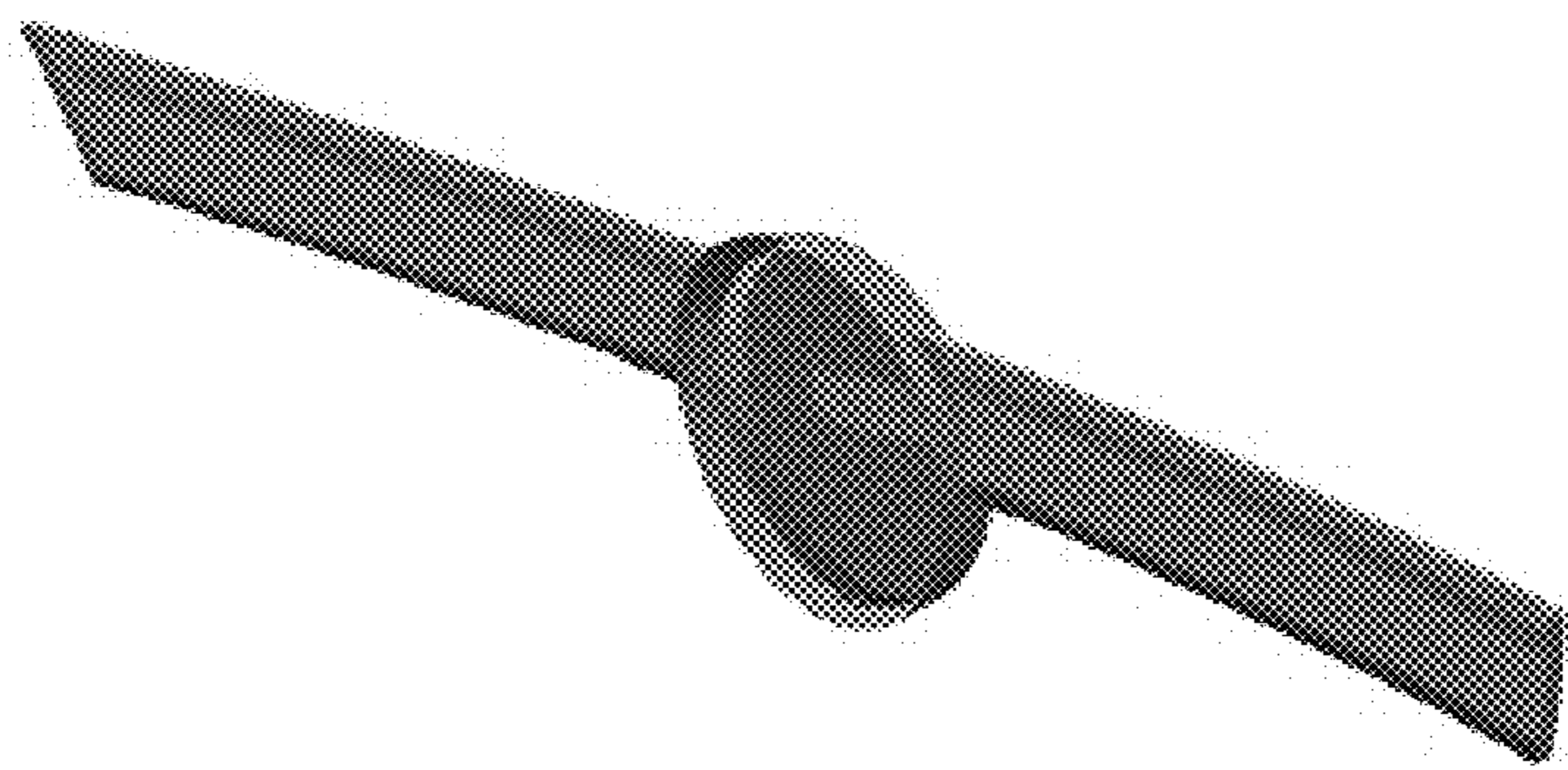


**Fig. 5**

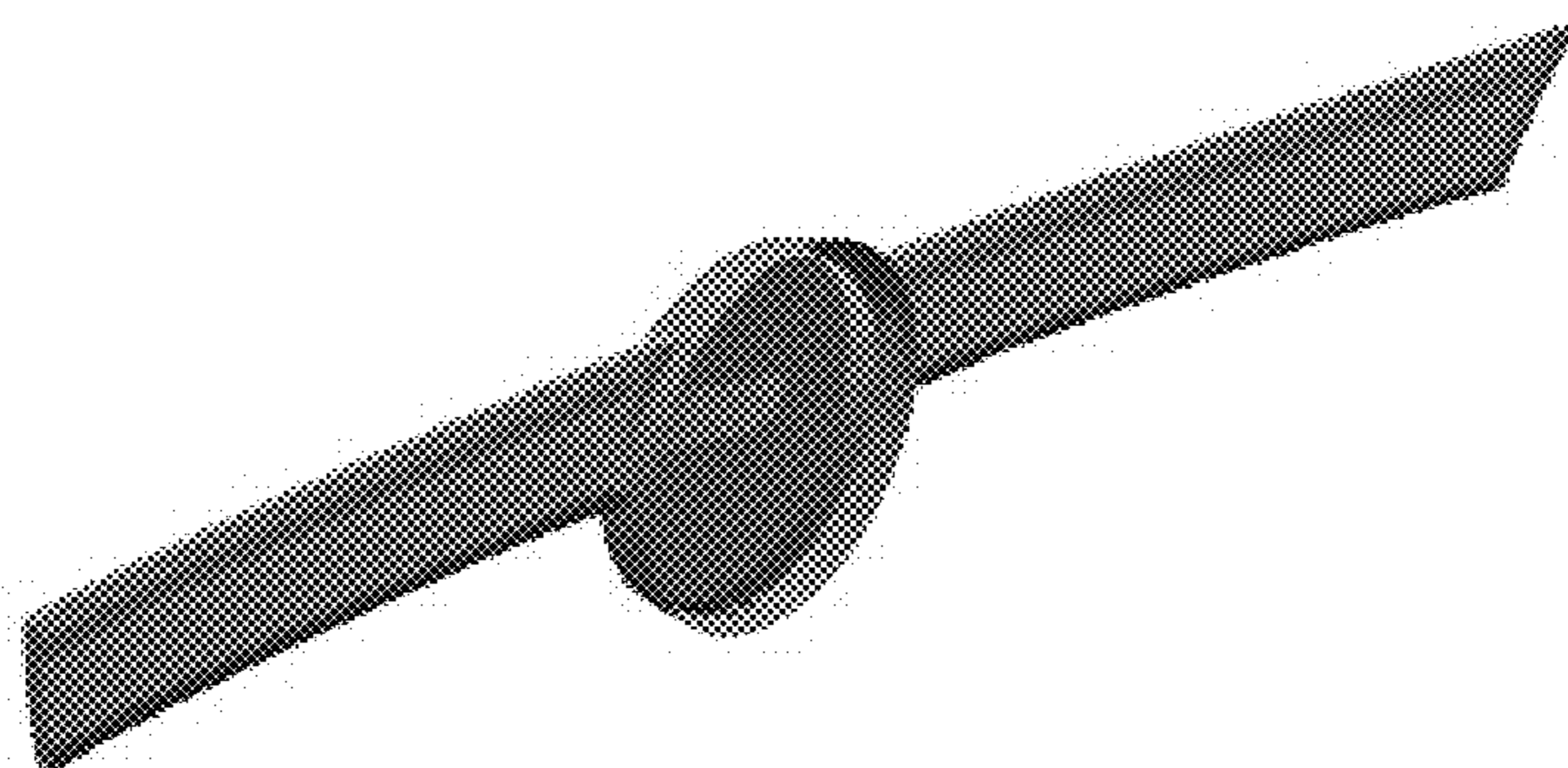


**Fig. 6**






**Fig. 7**



**Fig. 8**



**Fig. 9**



**Fig. 10**