

US00D921543S

(12) **United States Design Patent**
Bucher et al.

(10) **Patent No.:** **US D921,543 S**
(45) **Date of Patent:** **** Jun. 8, 2021**

- (54) **VEHICLE FRONT UPPER GRILLE**
- (71) Applicant: **Ford Global Technologies, LLC**,
Dearborn, MI (US)
- (72) Inventors: **George Bucher**, Dearborn, MI (US);
Craig S. Metros, Bloomfield, MI (US);
Dean Carbis, Bloomfield Hills, MI
(US); **Shawn Sung Yu**, Canton, MI
(US); **Jesse R. Diephuis**, West
Bloomfield, MI (US)
- (73) Assignee: **Ford Global Technologies, LLC**,
Dearborn, MI (US)

D603,304 S *	11/2009	Lamm	D12/163
D603,305 S *	11/2009	Woolley	D12/163
D630,975 S *	1/2011	Sperling	D12/163
D631,405 S *	1/2011	Kuze	D12/163
D664,480 S *	7/2012	Platto	D12/163
D664,481 S *	7/2012	Platto	D12/163
D678,140 S *	3/2013	Hamilton	D12/169
D680,920 S *	4/2013	Jara	D12/163
D698,705 S *	2/2014	Rupar	D12/163
D712,317 S *	9/2014	George	D12/163
D726,598 S *	4/2015	Rupar	D12/163
D742,288 S *	11/2015	Murase	D12/163
D754,573 S *	4/2016	Wu	D12/163
D758,928 S *	6/2016	Messale	D12/163
D771,527 S *	11/2016	Messale	D12/163

(Continued)

(**) Term: **15 Years**

Primary Examiner — Melody N Brown

(21) Appl. No.: **29/716,547**

(57) **CLAIM**

(22) Filed: **Dec. 10, 2019**

The ornamental design for a vehicle front upper grille, as shown and described.

Related U.S. Application Data

(62) Division of application No. 29/631,973, filed on Jan. 4, 2018, now Pat. No. Des. 869,350.

(51) **LOC (13) Cl.** **12-16**

(52) **U.S. Cl.**
USPC **D12/163**

(58) **Field of Classification Search**
USPC D12/163, 196, 86, 90-92, 169, 190, 98,
D12/164; 293/102, 113, 115, 117, 120,
293/193.11; 296/180.1, 180.2; 180/68.1,
180/68.6
CPC B60R 19/52; B60K 11/08; B62D 25/08;
B62B 9/16
See application file for complete search history.

DESCRIPTION


FIG. 1 is a front elevational view of a vehicle front upper grille, showing our new design;
FIG. 2 is a rear elevational view thereof;
FIG. 3 is a left side elevational view thereof;
FIG. 4 is a right side elevational view thereof;
FIG. 5 is a top plan view thereof;
FIG. 6 is a bottom plan view thereof;
FIG. 7 is a top, front, and left side perspective view thereof;
FIG. 8 is a bottom, front, and left side perspective view thereof; and,
FIG. 9 is a top, rear and left side perspective view thereof.
The portions of the grille shown in a de-emphasized and half-tone form surrounded by broken lines that represent a boundary are all for illustrative and environmental purposes that do not form no part of the claimed design.

(56) **References Cited**

U.S. PATENT DOCUMENTS

D598,334 S *	8/2009	Giachin	D12/163
D602,409 S *	10/2009	Lamm	D12/163

1 Claim, 9 Drawing Sheets



(56)

References Cited

U.S. PATENT DOCUMENTS

D780,645 S *	3/2017	Bucher	D12/163
D783,466 S *	4/2017	Svensson	D12/163
D783,467 S *	4/2017	Svensson	D12/163
D809,438 S *	2/2018	Takamatsu	D12/163
D825,406 S *	8/2018	Gueler	D12/163
D826,800 S *	8/2018	Gueler	D12/163
D827,513 S *	9/2018	Gueler	D12/163
D844,498 S *	4/2019	Metros	D12/163
D853,286 S *	7/2019	Imai	D12/163
D869,350 S *	12/2019	Bucher	D12/163
D902,092 S *	11/2020	Park	D12/163

* cited by examiner

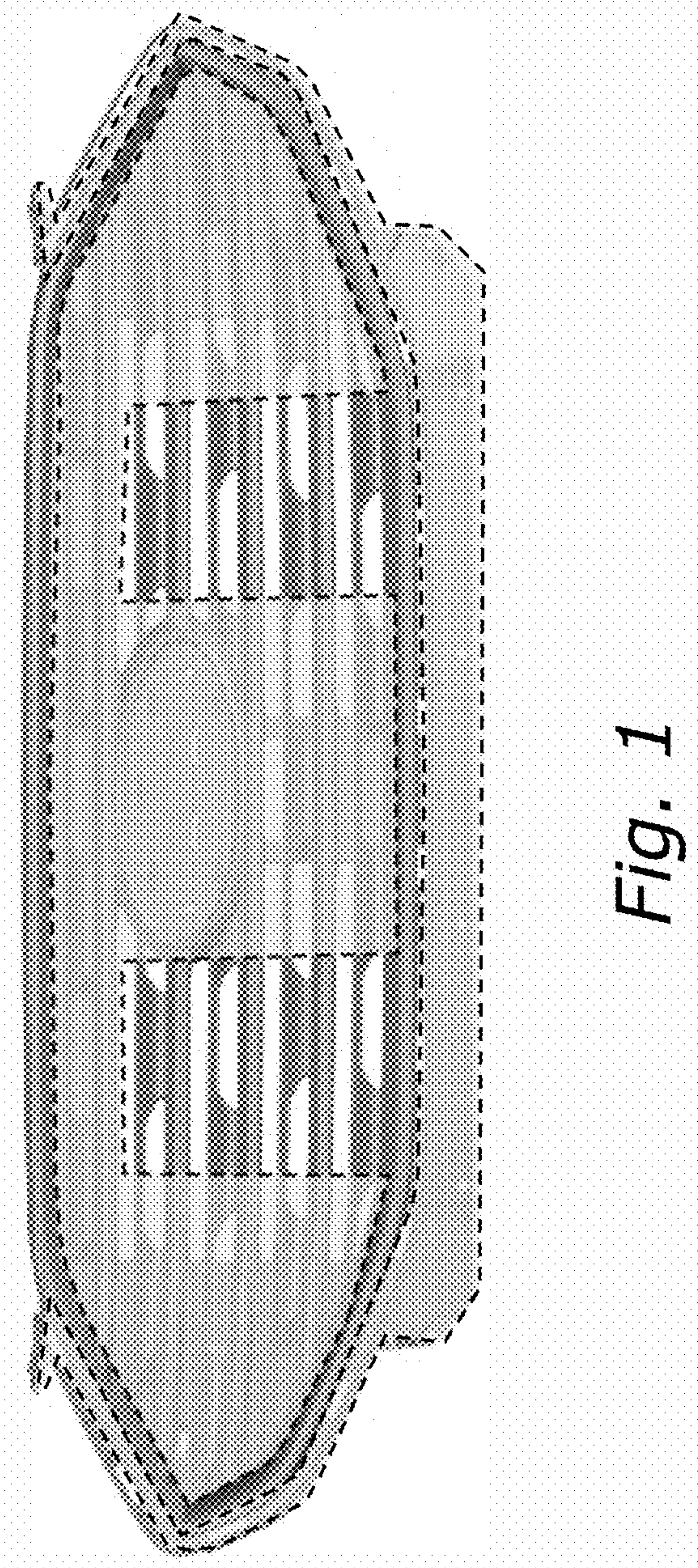


Fig. 1


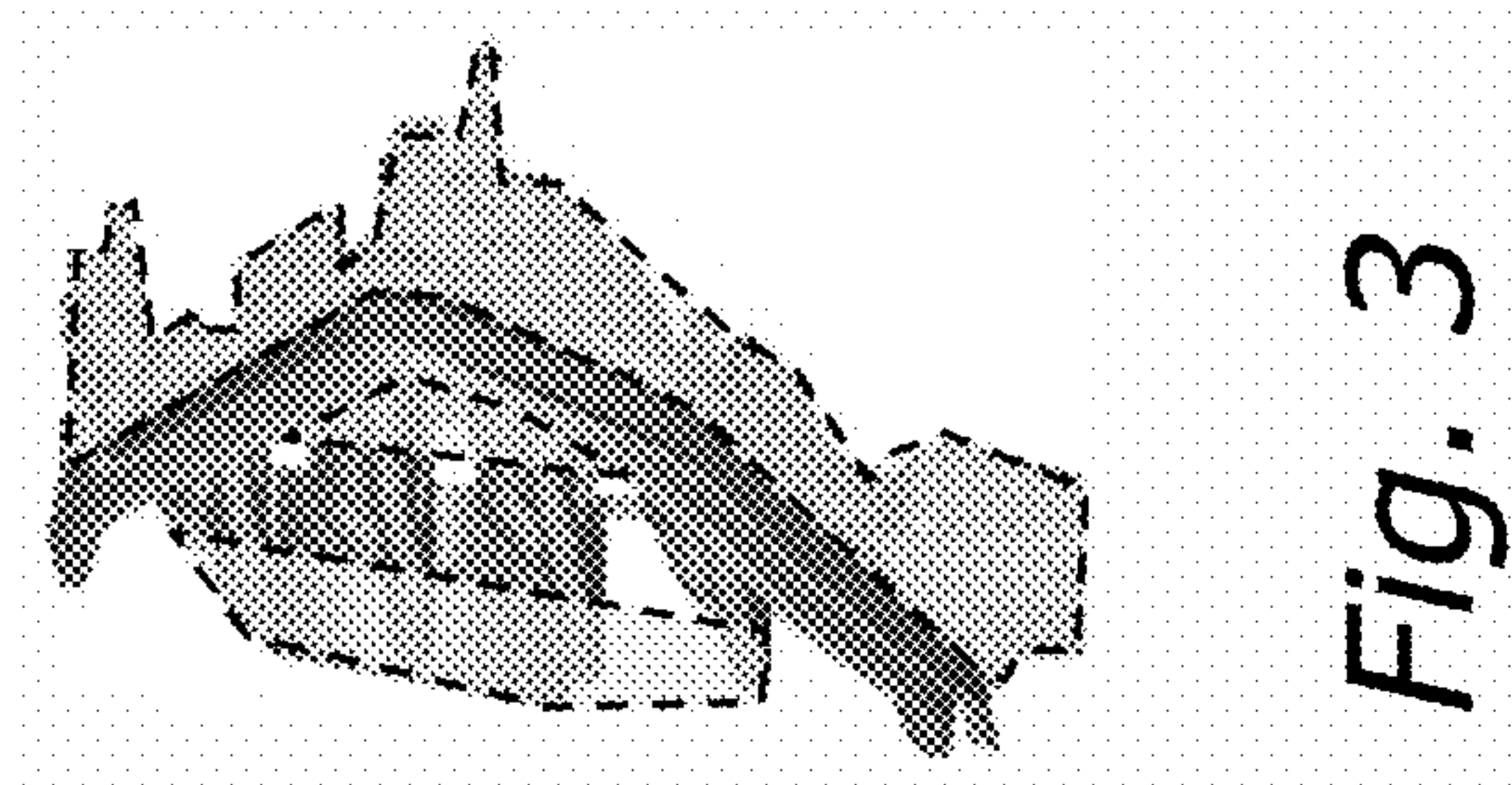


Fig. 2



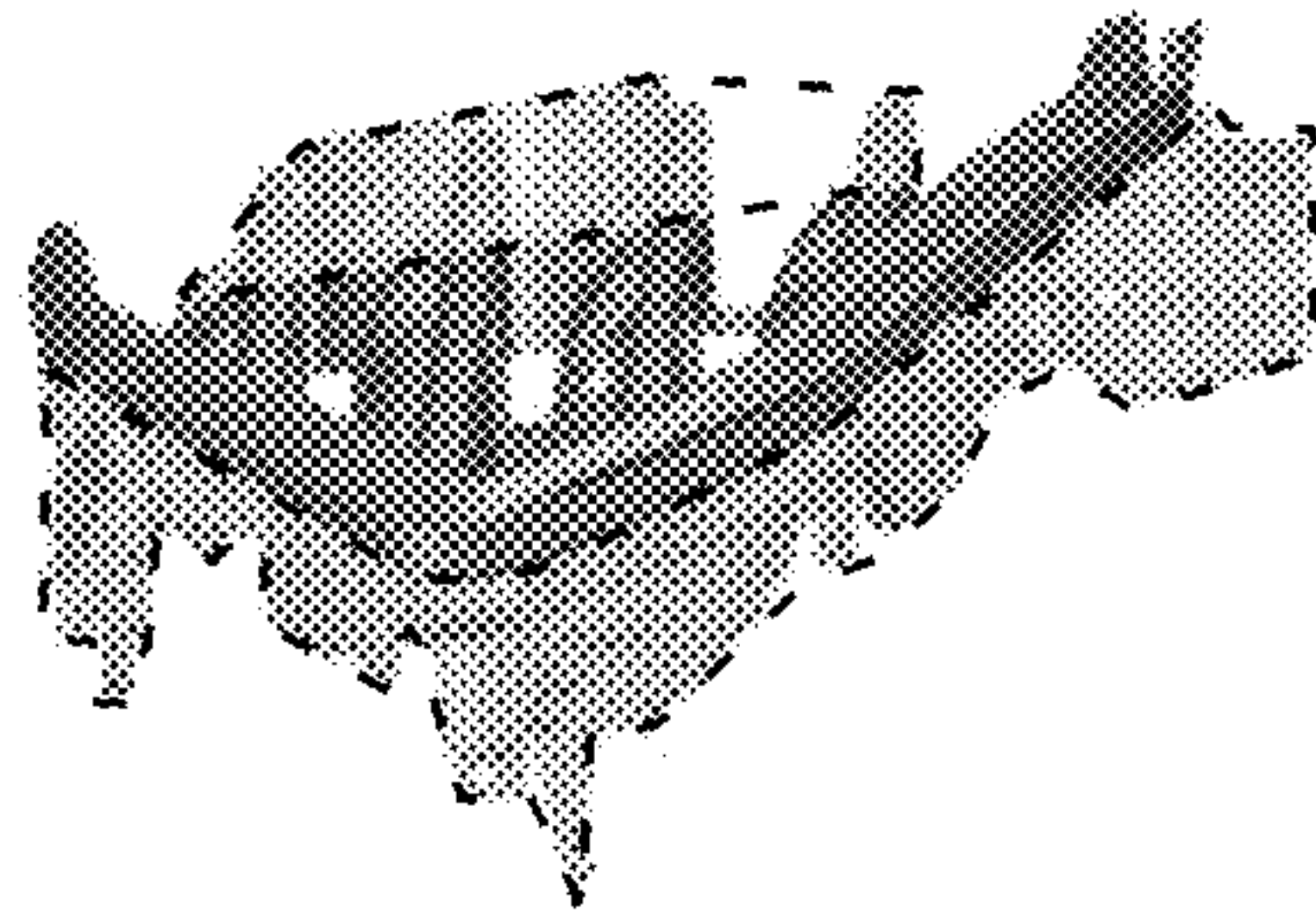


Fig. 4

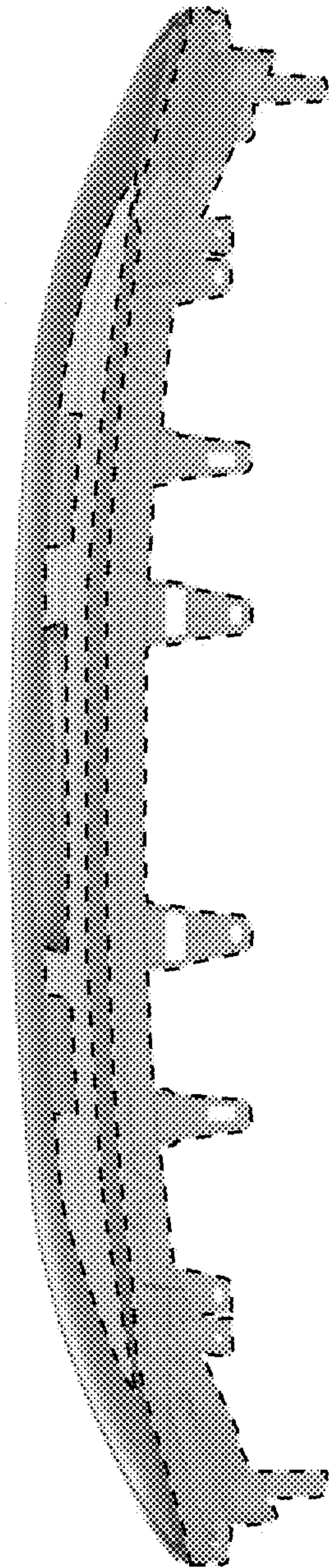


Fig. 5


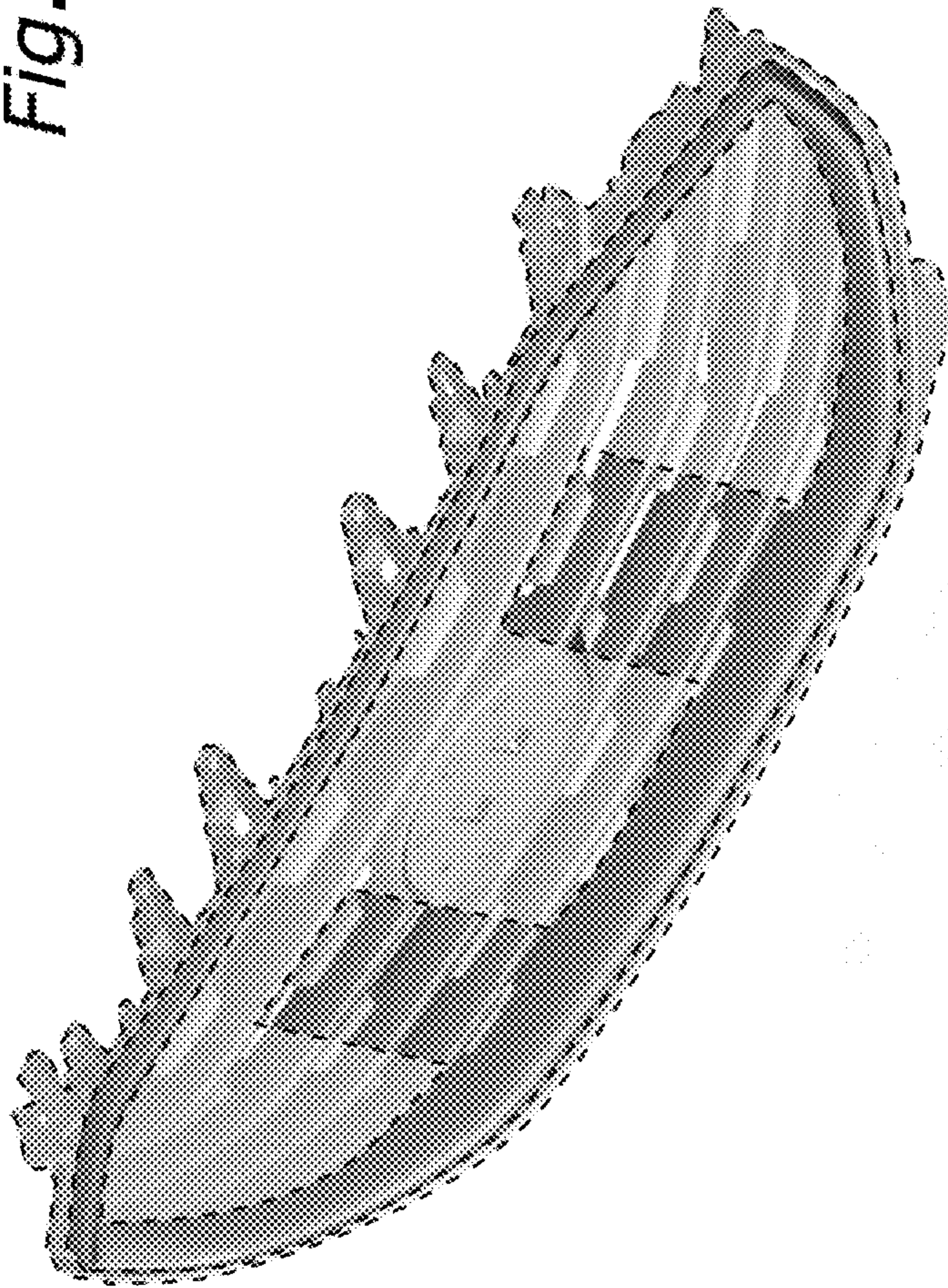


Fig. 6

Fig. 7






Fig. 8




Fig. 9