

US00D921527S

(12) **United States Design Patent**
Jenkins

(10) **Patent No.:** **US D921,527 S**
(45) **Date of Patent:** **** Jun. 8, 2021**

- (54) **GARDEN PLANTER**
- (71) Applicant: **Thaddeus Jenkins**, Fayetteville, NC (US)
- (72) Inventor: **Thaddeus Jenkins**, Fayetteville, NC (US)
- (**) Term: **15 Years**
- (21) Appl. No.: **29/744,236**
- (22) Filed: **Jul. 28, 2020**

Related U.S. Application Data

- (62) Division of application No. 29/633,006, filed on Jan. 11, 2018.
- (51) **LOC (13) Cl.** **11-02**
- (52) **U.S. Cl.**
USPC **D11/152; D8/1**
- (58) **Field of Classification Search**
USPC D8/1; D11/143, 155, 156, 152
CPC . A01G 9/00; A01G 9/02; A01G 9/021; A01G 13/0281; A01G 13/0237; A01G 13/04; A01G 17/00
See application file for complete search history.

(56) **References Cited**

U.S. PATENT DOCUMENTS

303,543 A	8/1884	Prentiss	
D33,332 S	10/1900	Wilson	
757,045 A	1/1904	Lane	
779,924 A	1/1905	Gammel	
992,529 A	5/1911	Abraham	
1,560,404 A *	11/1925	Brown	A01G 9/12 47/47
D81,277 S *	6/1930	Hamwi	D1/117
2,146,784 A	2/1939	Wilson	
2,184,904 A *	12/1939	Boehme	A01G 9/28 47/33

2,782,561 A	2/1957	Smith	
2,989,335 A *	6/1961	North	A01G 23/046 111/101
D219,721 S *	1/1971	Banel	D3/314
D222,553 S	11/1971	Robinson	
4,031,663 A	6/1977	Brunk	
D275,704 S *	9/1984	Smith	D25/100
D295,842 S	5/1988	Gay	
D298,594 S *	11/1988	Hahn	D6/403
D319,291 S *	8/1991	Hanzel	D23/213
D338,377 S	8/1993	Scott, Jr.	
D338,812 S *	8/1993	Scott, Jr.	D11/152
D353,435 S	12/1994	Bartley	
D360,387 S	7/1995	Weder	
D362,408 S	9/1995	Weder	
D368,835 S	4/1996	Weber	
D368,878 S	4/1996	Holm	
D378,149 S *	2/1997	Mann	D30/133
D381,246 S *	7/1997	Basek	D8/7
6,055,773 A *	5/2000	Yang	A01G 9/02 119/61.1
6,128,853 A *	10/2000	Klonel	A01G 9/02 47/39

(Continued)

Primary Examiner — Sandra Snapp
Assistant Examiner — Ieisha N Price
(74) *Attorney, Agent, or Firm* — Fox Rothschild LLP

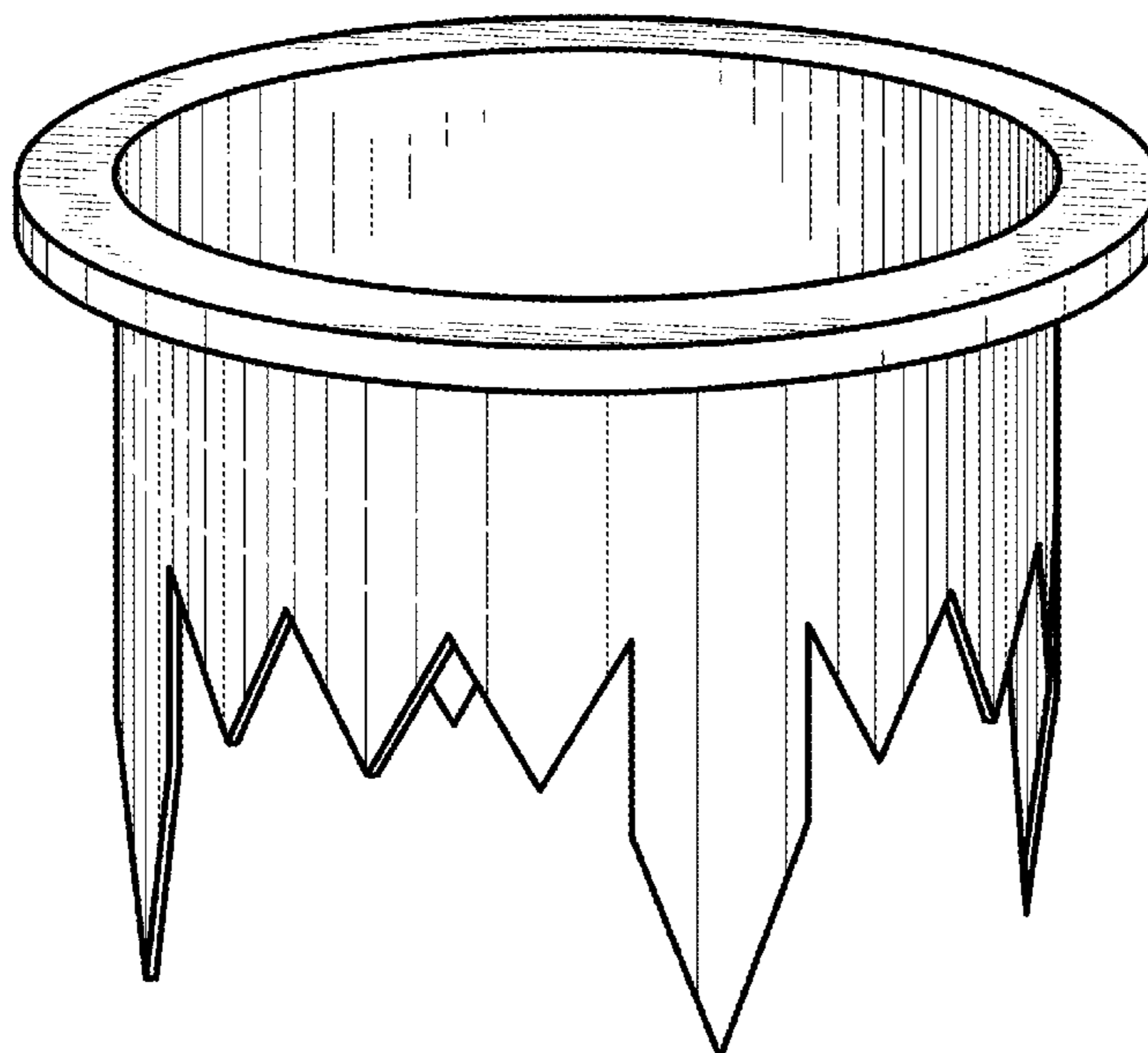
(57) **CLAIM**

The ornamental design for a garden planter, as shown and described.

DESCRIPTION

FIG. 1 is a side elevation view of an ornamental design for a garden planter;
FIG. 2 is a top plan view of the garden planter in FIG. 1;
FIG. 3 is a top perspective view of the garden planter in FIG. 1; and,
FIG. 4 is a bottom perspective view of the garden planter in FIG. 1.

1 Claim, 2 Drawing Sheets



(56)

References Cited

U.S. PATENT DOCUMENTS

D444,733	S	7/2001	Tanner	
D492,617	S *	7/2004	Axworthy	D11/149
7,717,064	B1 *	5/2010	O'Neill	A01K 5/01 119/60
8,006,433	B1 *	8/2011	Bryanton	A01G 9/12 47/45
9,456,560	B1 *	10/2016	MacKichan	A01G 25/00
D776,834	S *	1/2017	Amrine	D25/164
D797,319	S *	9/2017	Amrine	D25/164
D847,692	S *	5/2019	Measday	D11/164
D864,786	S *	10/2019	Ryan	D11/149
10,426,101	B2 *	10/2019	Galdi	A01G 9/0291
D870,522	S *	12/2019	Gooden	D8/1
D894,037	S *	8/2020	Jenkins	D11/155
D895,479	S *	9/2020	Fyvolent	D11/143
2013/0174482	A1 *	7/2013	Galdi	A01G 9/021 47/65.7
2016/0345509	A1	12/2016	Bejdova	
2018/0077878	A1	3/2018	Sands	
2019/0254239	A1	8/2019	Williams	
2019/0335679	A1	11/2019	Li	

* cited by examiner

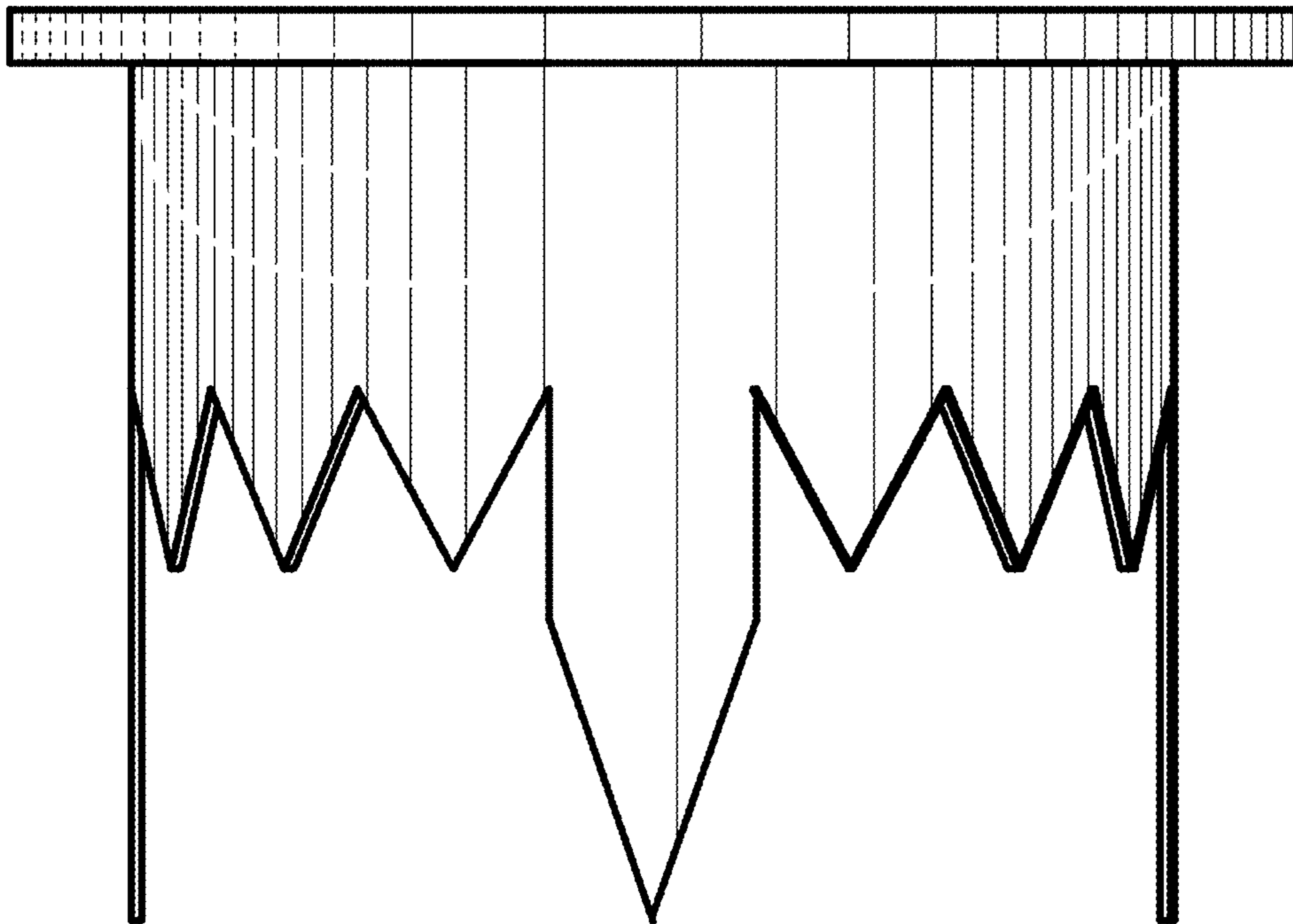


FIG. 1

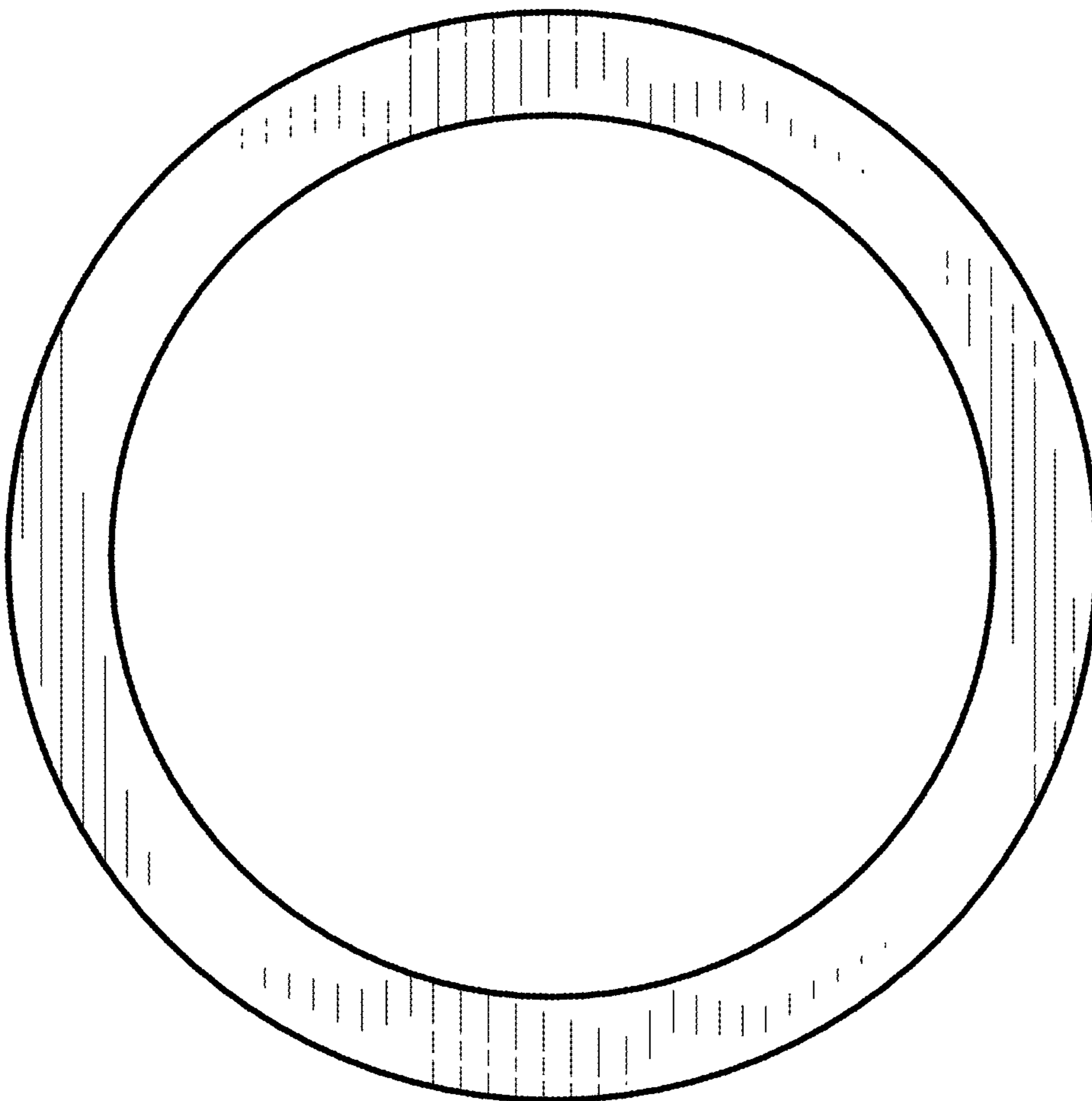


FIG. 2

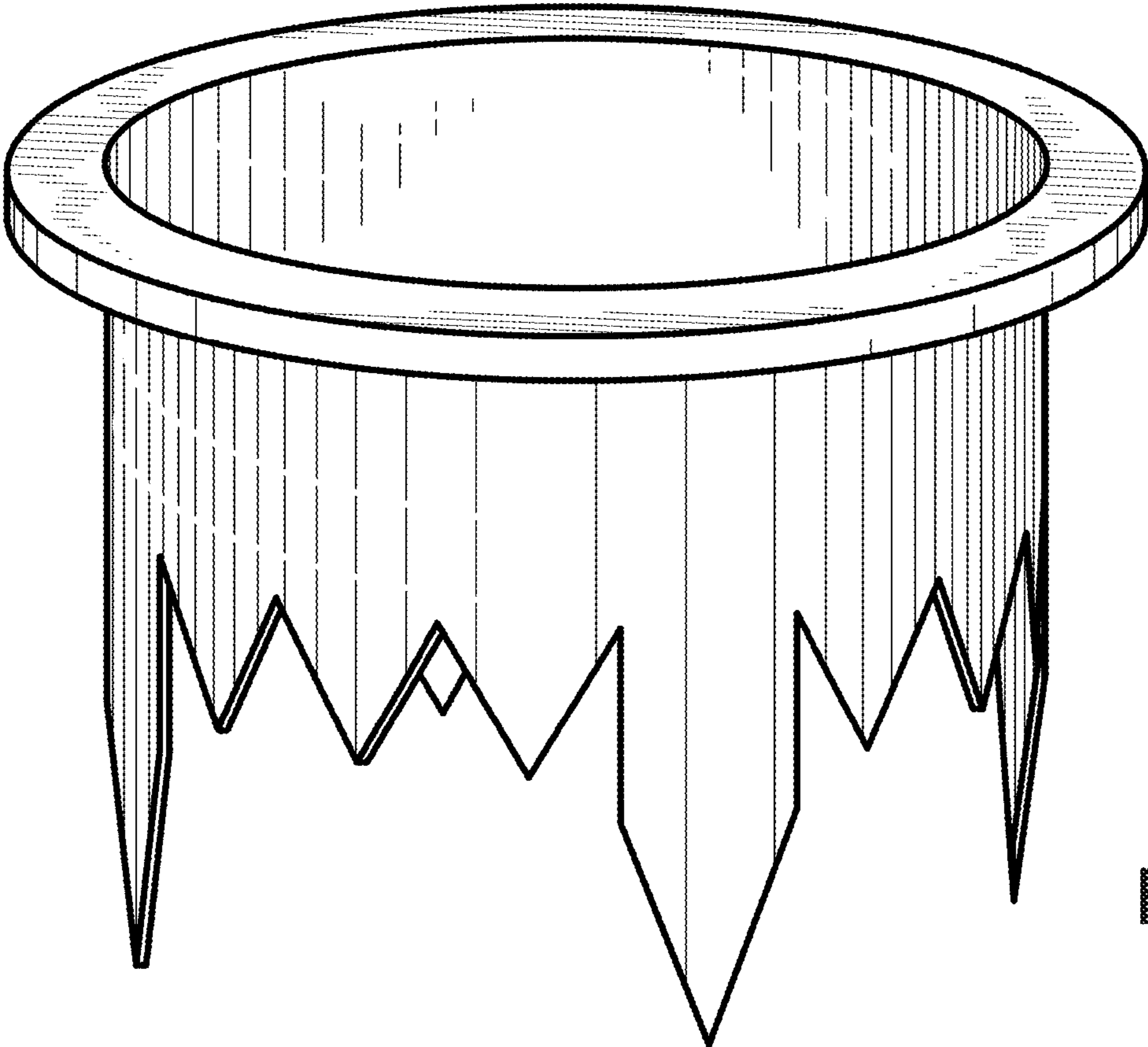


FIG. 3

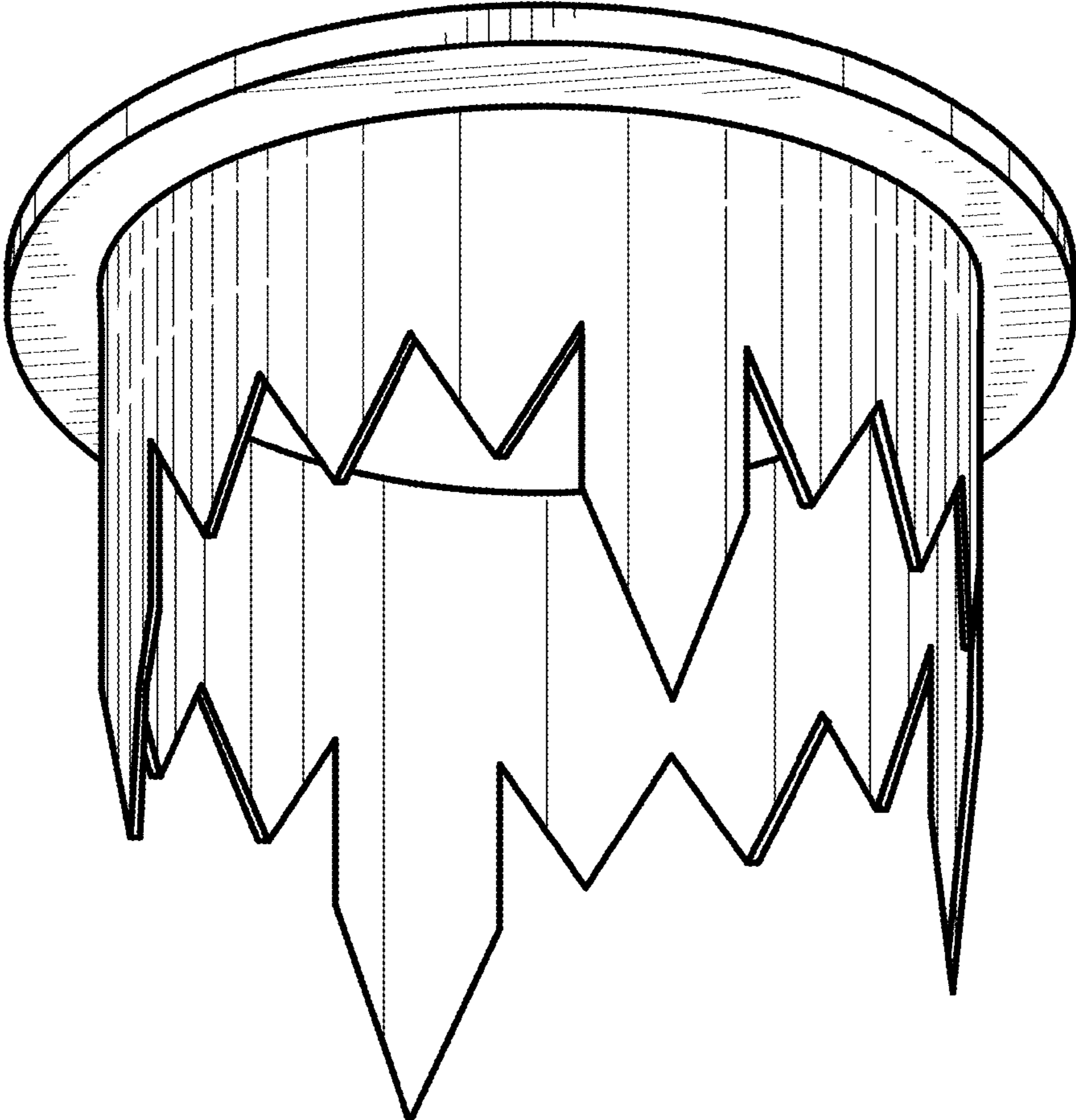


FIG. 4