



US00D921517S

(12) **United States Design Patent** (10) **Patent No.:** **US D921,517 S**  
**Morin** (45) **Date of Patent:** **\*\* Jun. 8, 2021**

(54) **ARTICLE OF JEWELRY**

(56) **References Cited**

(71) Applicant: **CARTIER INTERNATIONAL AG,**  
Steinhausen (CH)  
(72) Inventor: **Flora Morin,** Conflans Sainte Honorine  
(FR)  
(73) Assignee: **CARTIER INTERNATIONAL AG,**  
Steinhausen (CH)  
(\*\*) Term: **15 Years**  
(21) Appl. No.: **29/766,840**  
(22) Filed: **Jan. 19, 2021**

U.S. PATENT DOCUMENTS

431,804	A *	7/1890	Edge .....	A44C 11/00
				D11/17
442,917	A *	12/1890	Reynolds .....	A44C 11/00
				D11/16
D162,110	S *	2/1951	Armbrust .....	D11/15
D358,562	S *	5/1995	Bulgari .....	D11/3
D452,456	S *	12/2001	Cabarbaye .....	D11/3
D505,633	S *	5/2005	Hardy .....	D11/26
D811,926	S *	3/2018	Luig .....	D11/26
D839,122	S *	1/2019	Ghirardi .....	D11/6
D909,232	S *	2/2021	Morin .....	D11/16
D912,564	S *	3/2021	Morin .....	D11/6
D913,143	S *	3/2021	Yamada .....	D11/26

\* cited by examiner

*Primary Examiner* — Llorellys Martinez

(74) *Attorney, Agent, or Firm* — Oliff PLC

**Related U.S. Application Data**

(62) Division of application No. 29/684,856, filed on Mar. 25, 2019, now Pat. No. Des. 909,232.

(57) **CLAIM**

The ornamental design for an article of jewelry, as shown and described.

(30) **Foreign Application Priority Data**

Sep. 28, 2018 (WO) ..... 75912

(51) **LOC (13) Cl.** ..... **11-01**

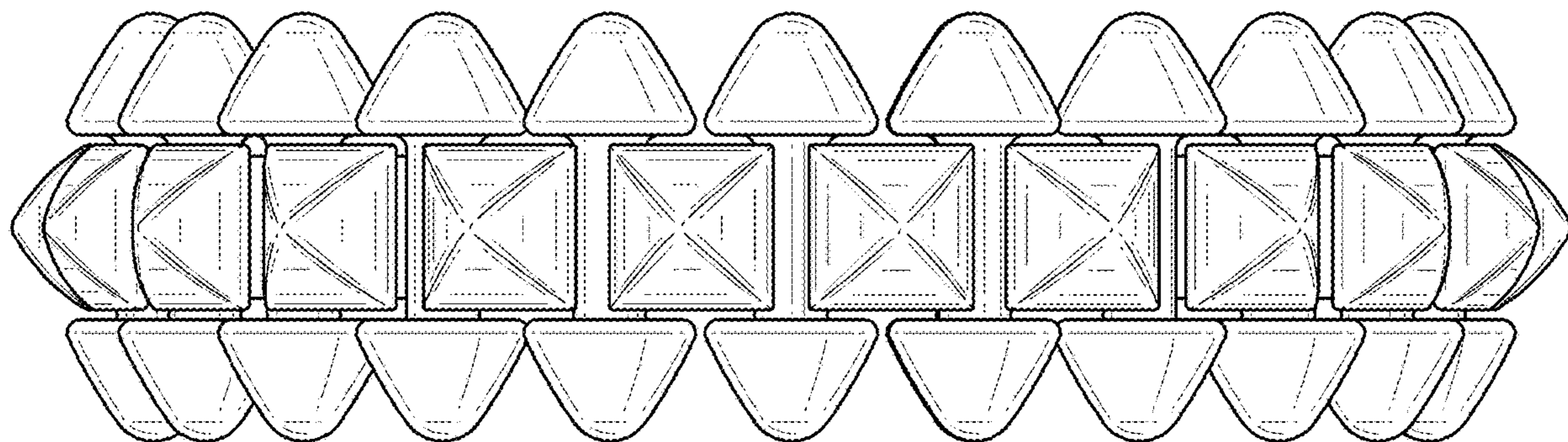
(52) **U.S. Cl.**  
USPC ..... **D11/26; D11/6**

(58) **Field of Classification Search**  
USPC ..... D11/1-17, 20, 26, 28, 34, 37, 38, 39, 40  
CPC ..... A44C 5/02; A44C 5/102; A44C 5/105;  
A44C 5/107; A44C 9/00; A44C 13/00  
See application file for complete search history.

**DESCRIPTION**

FIG. 1 is a front elevational view of an article of jewelry, showing the new design;  
FIG. 2 is a rear elevational view thereof;  
FIG. 3 is a top plan view thereof;  
FIG. 4 is a bottom plan view thereof;  
FIG. 5 is a left-side elevational view thereof;  
FIG. 6 is a right-side elevational view thereof; and,  
FIG. 7 is a front perspective view thereof.

**1 Claim, 5 Drawing Sheets**



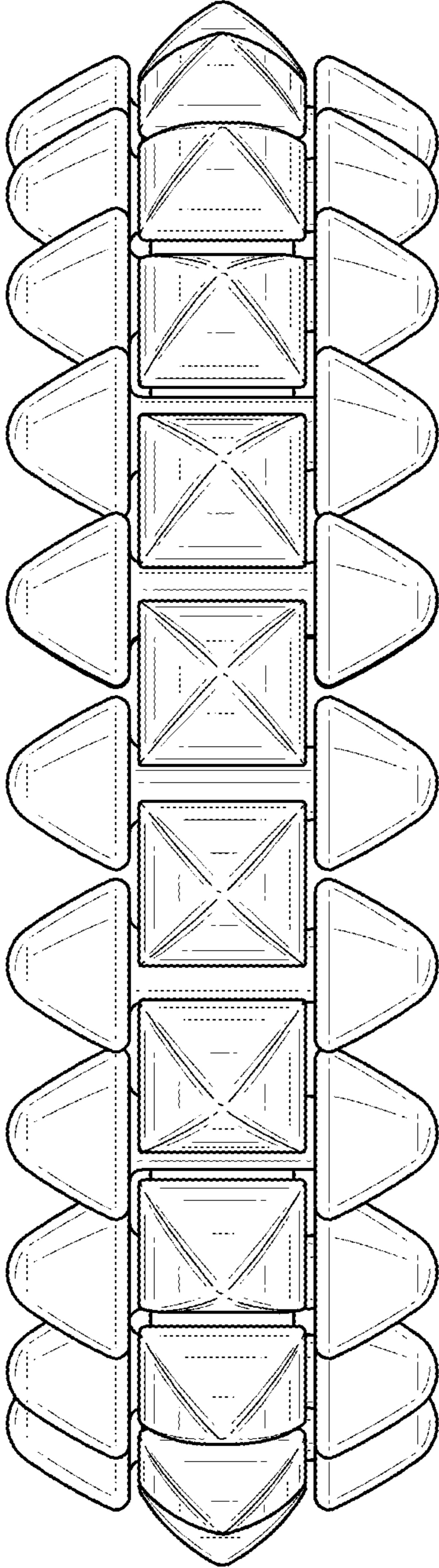


FIG. 1

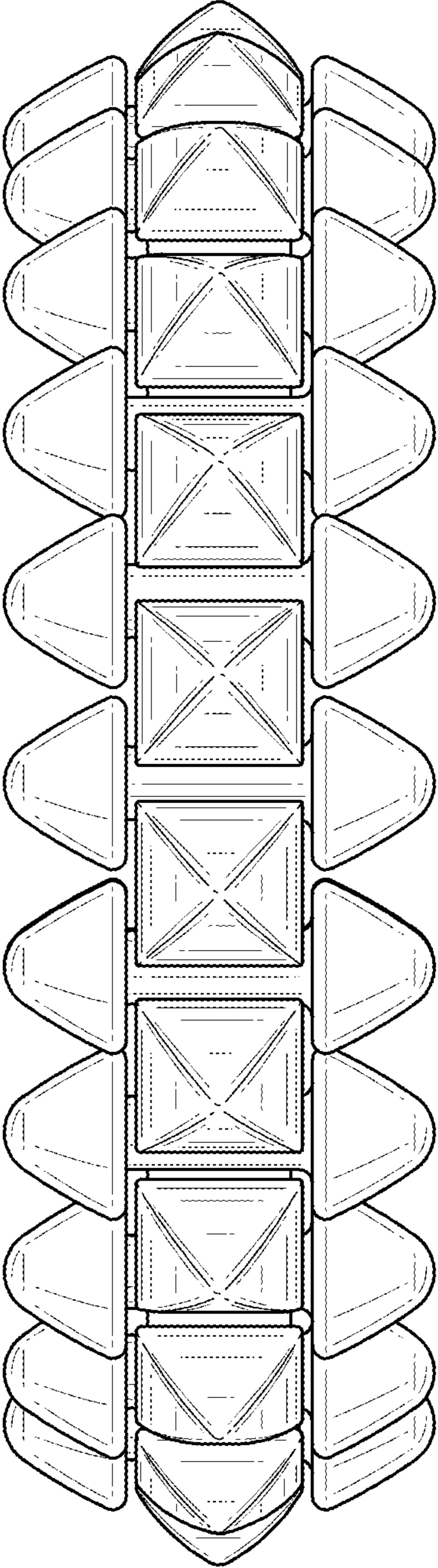


FIG. 2

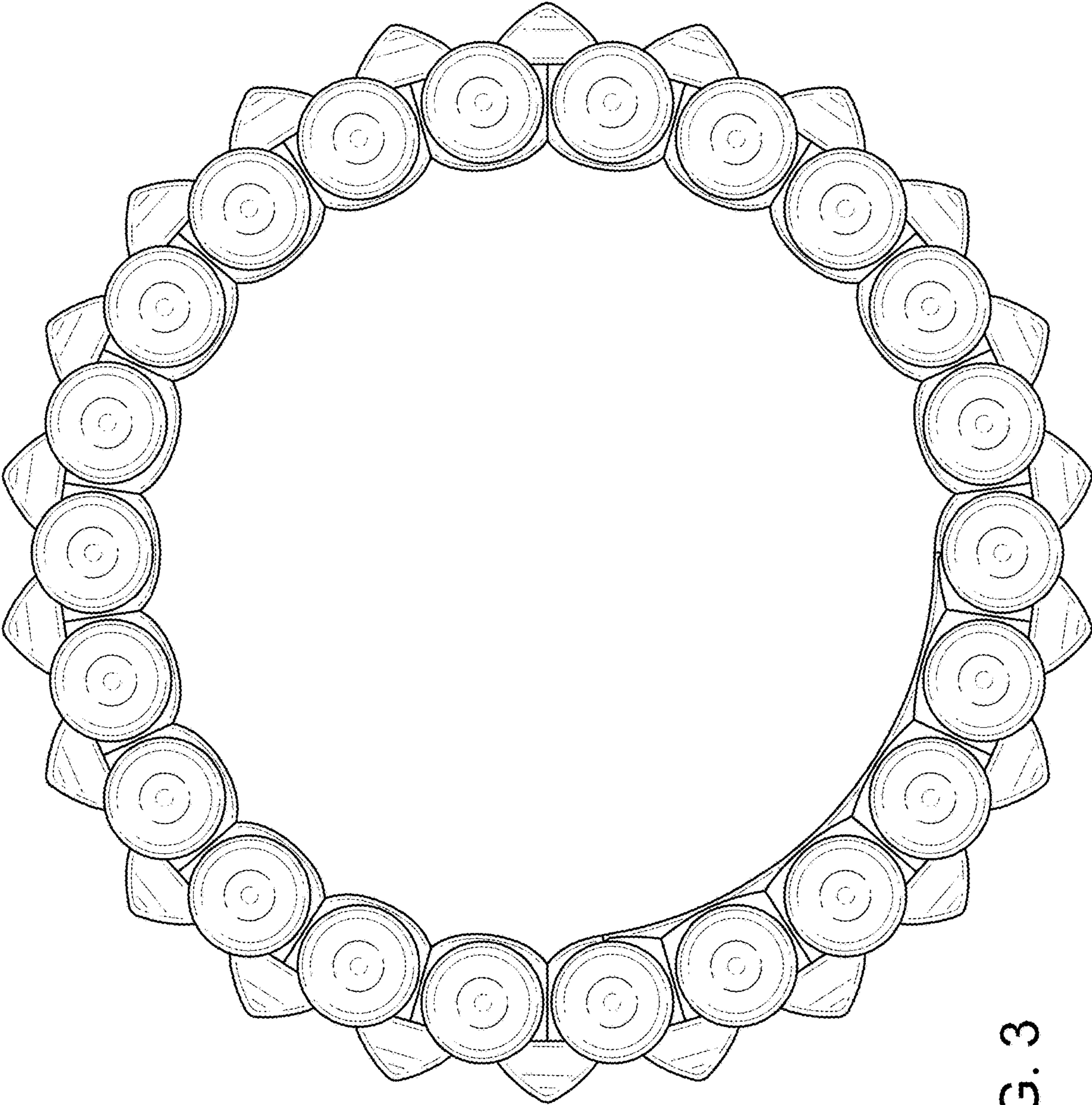


FIG. 3

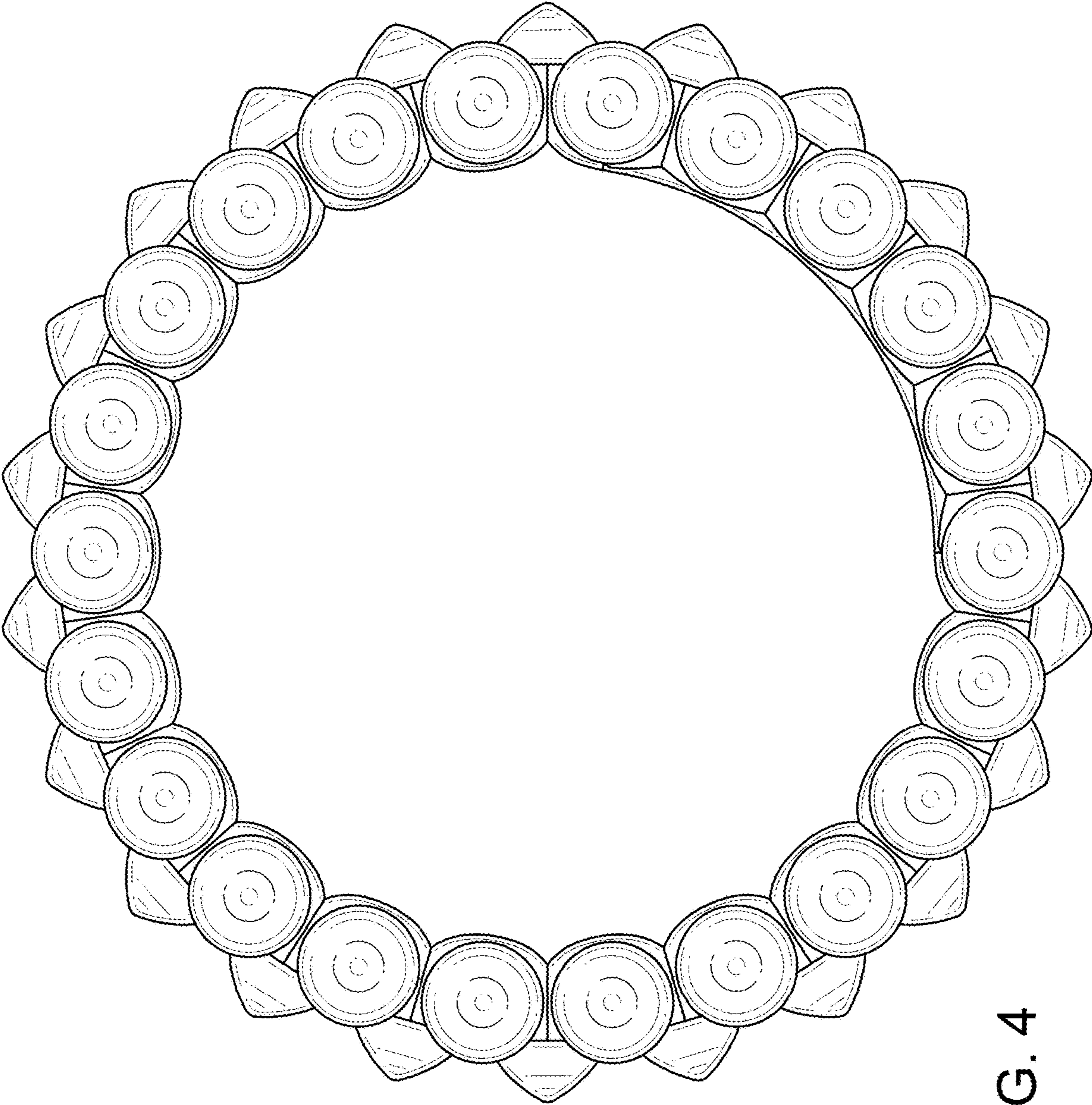


FIG. 4

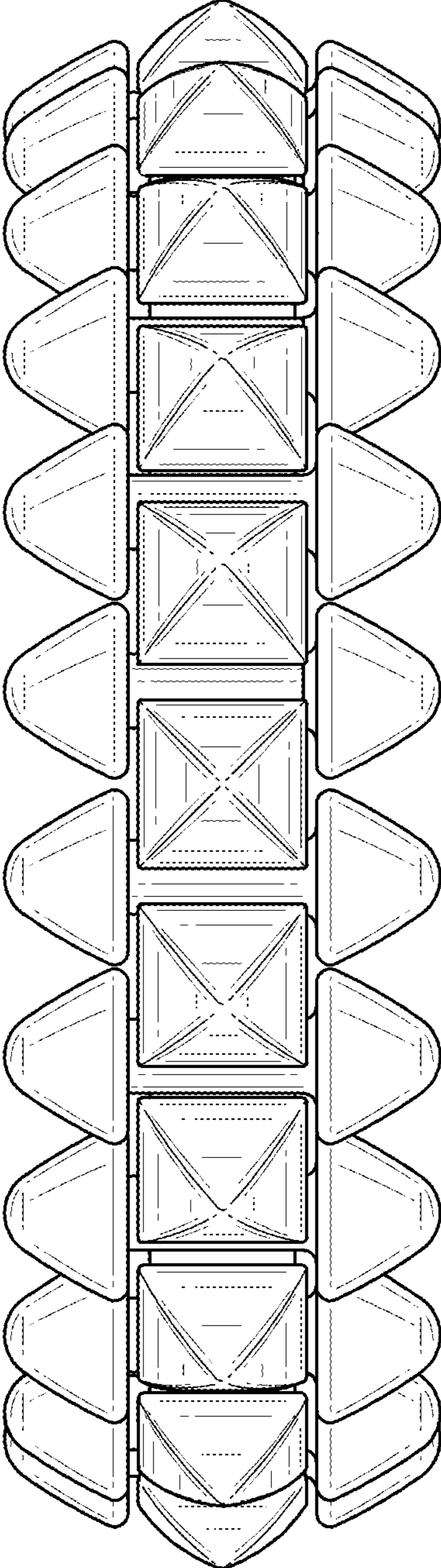


FIG. 5

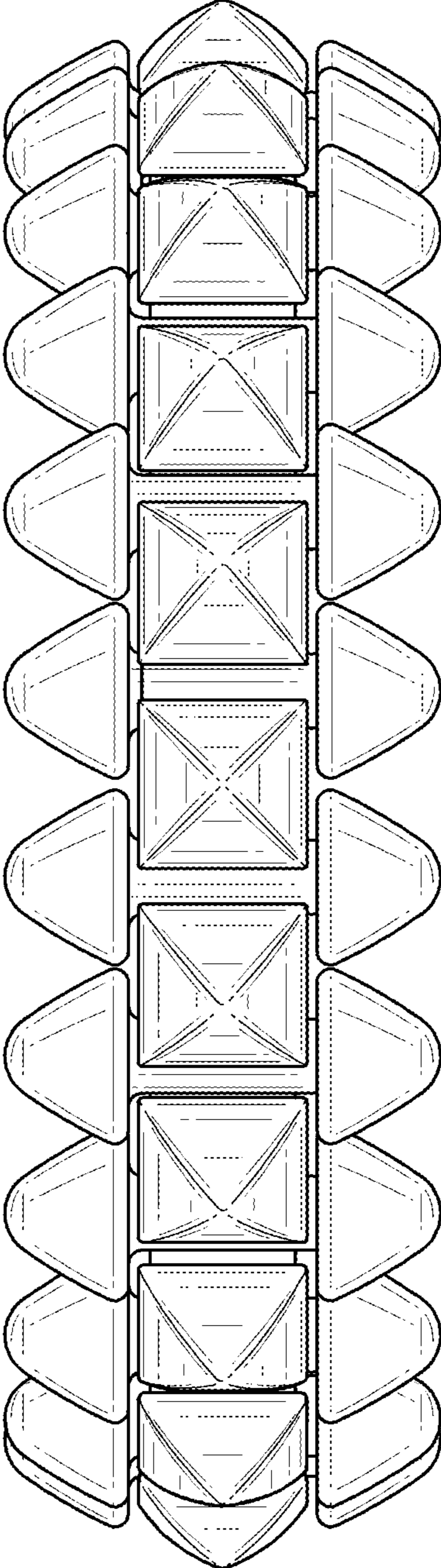


FIG. 6

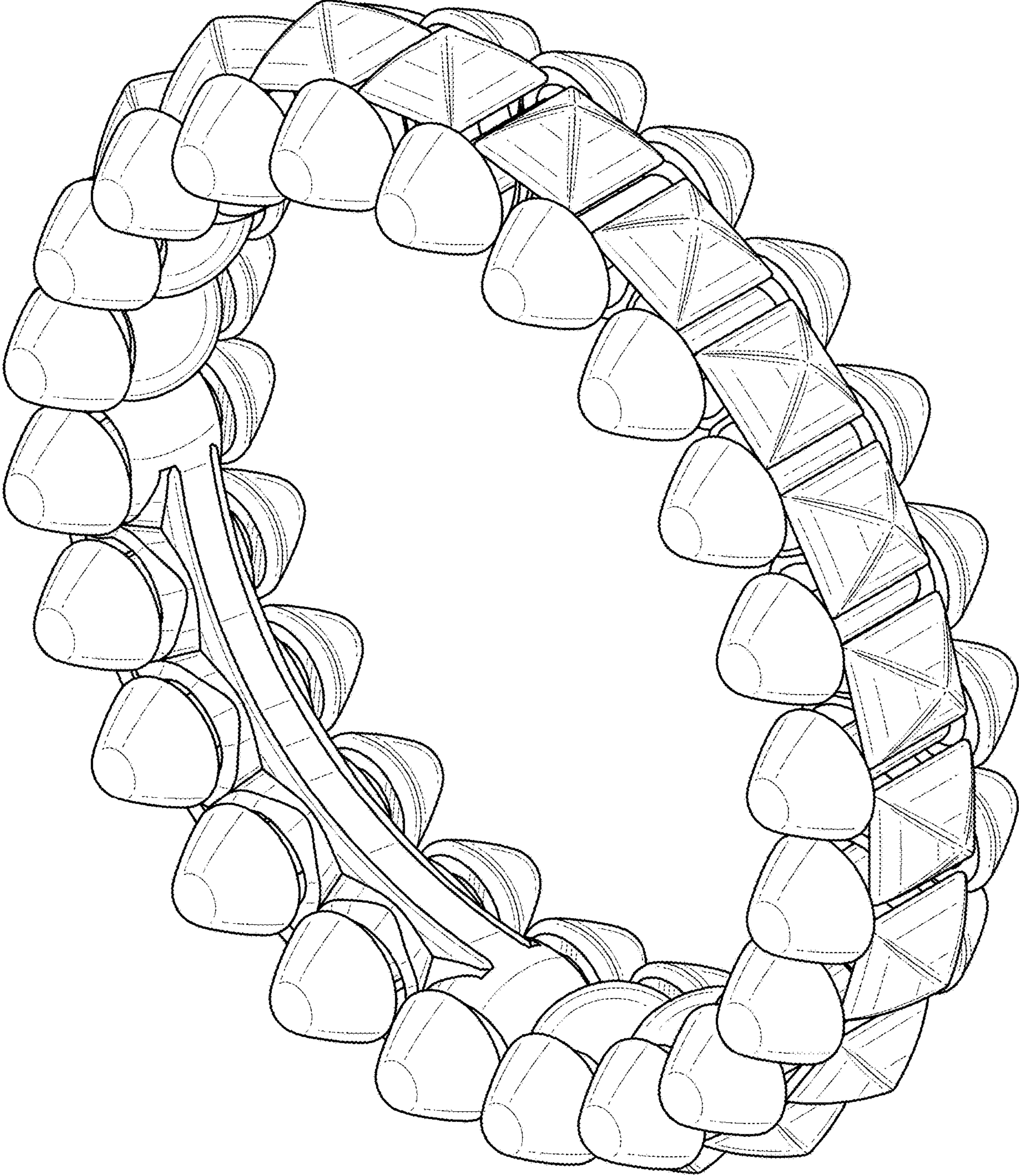


FIG. 7