



US00D921470S

(12) **United States Design Patent** (10) **Patent No.:** **US D921,470 S**  
**Yao** (45) **Date of Patent:** **\*\* Jun. 8, 2021**

(54) **SAFETY BLADE KNIFE**  
(71) Applicant: **Stanley Black & Decker, Inc.**, New Britain, CT (US)  
(72) Inventor: **Xiyin Yao**, Middletown, CT (US)  
(73) Assignee: **Stanley Black & Decker, Inc.**, New Britain, CT (US)  
(\*\*) Term: **15 Years**

10,086,521 B2 \* 10/2018 Huang ..... B26B 29/02  
10,093,026 B2 \* 10/2018 Garavaglia ..... B26B 5/00  
D837,626 S \* 1/2019 Rohrbach ..... D8/98  
D852,607 S \* 7/2019 Hyma ..... D8/98  
2010/0263219 A1 \* 10/2010 Kempker ..... B25F 1/02  
30/337  
2014/0345146 A1 \* 11/2014 Schekalla ..... B26B 3/08  
30/169  
2015/0298330 A1 \* 10/2015 Yu Chen ..... B26B 27/005  
30/280  
2018/0229380 A1 \* 8/2018 Gringer ..... B26B 27/005  
2019/0047167 A1 \* 2/2019 Huang ..... B26B 27/005  
2019/0197320 A1 \* 6/2019 Eiden ..... G06T 7/70

(21) Appl. No.: **29/715,965**  
(22) Filed: **Dec. 5, 2019**

**Related U.S. Application Data**

(63) Continuation of application No. 29/650,690, filed on Aug. 10, 2018, now abandoned.

**Foreign Application Priority Data**

Feb. 13, 2018 (CN) ..... 201830069277.9

(51) **LOC (13) Cl.** ..... **08-03**  
(52) **U.S. Cl.**  
USPC ..... **D8/98**

(58) **Field of Classification Search**  
USPC ..... D8/14, 98, 99, 107  
CPC ..... B26B 5/00; B26B 27/005; B26B 3/00;  
B26B 11/006; B26B 3/08  
See application file for complete search history.

(56) **References Cited**

**U.S. PATENT DOCUMENTS**

D660,675 S \* 5/2012 Gringer ..... D8/98  
D714,611 S \* 10/2014 Yu Chen ..... D8/98  
D784,107 S \* 4/2017 Chen ..... D8/98  
D802,394 S \* 11/2017 Yu Chen ..... D8/98  
D817,142 S \* 5/2018 Rohrbach ..... D8/98  
D817,143 S \* 5/2018 Rohrbach ..... D8/98

**FOREIGN PATENT DOCUMENTS**

CN 304557562 3/2018  
CN 304557563 3/2018  
CN 304557564 3/2018  
CN 304557567 3/2018

(Continued)

*Primary Examiner* — Philip S Hyder

(74) *Attorney, Agent, or Firm* — Gabriel A. Haboubi

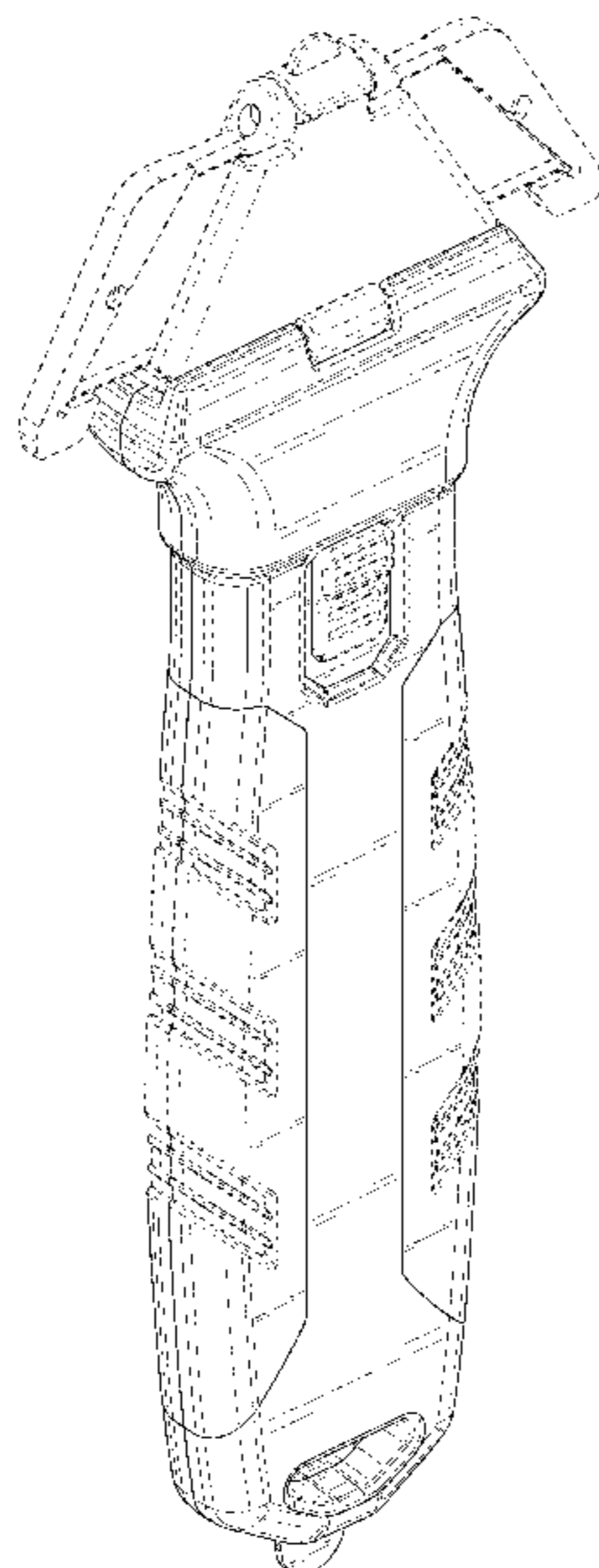
(57) **CLAIM**

The ornamental design for a safety blade knife, as shown and described.

**DESCRIPTION**

FIG. 1 is a perspective view of my new design.  
FIG. 2 is a front view thereof.  
FIG. 3 is a back view thereof.  
FIG. 4 is a right side view thereof.  
FIG. 5 is a left side view thereof.  
FIG. 6 is a top view thereof; and,  
FIG. 7 is a bottom view thereof.  
The broken lines depict portions of the safety blade knife in which the design is embodied that are not considered part of the claimed design.

**1 Claim, 5 Drawing Sheets**



(56)

**References Cited**

FOREIGN PATENT DOCUMENTS

CN	304557568	3/2018
CN	304557569	3/2018
CN	304557575	3/2018
CN	304557576	3/2018
CN	208215403 U	12/2018
CN	209633081 U	11/2019

\* cited by examiner

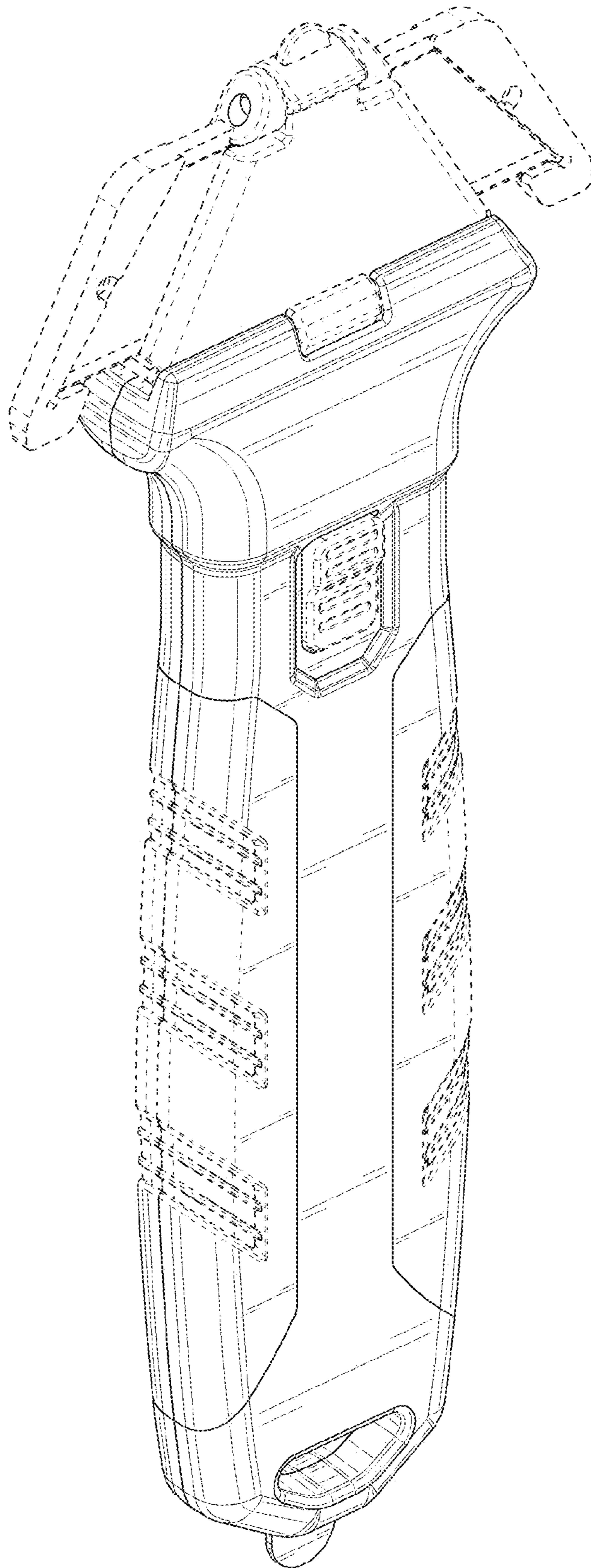


FIG. 1

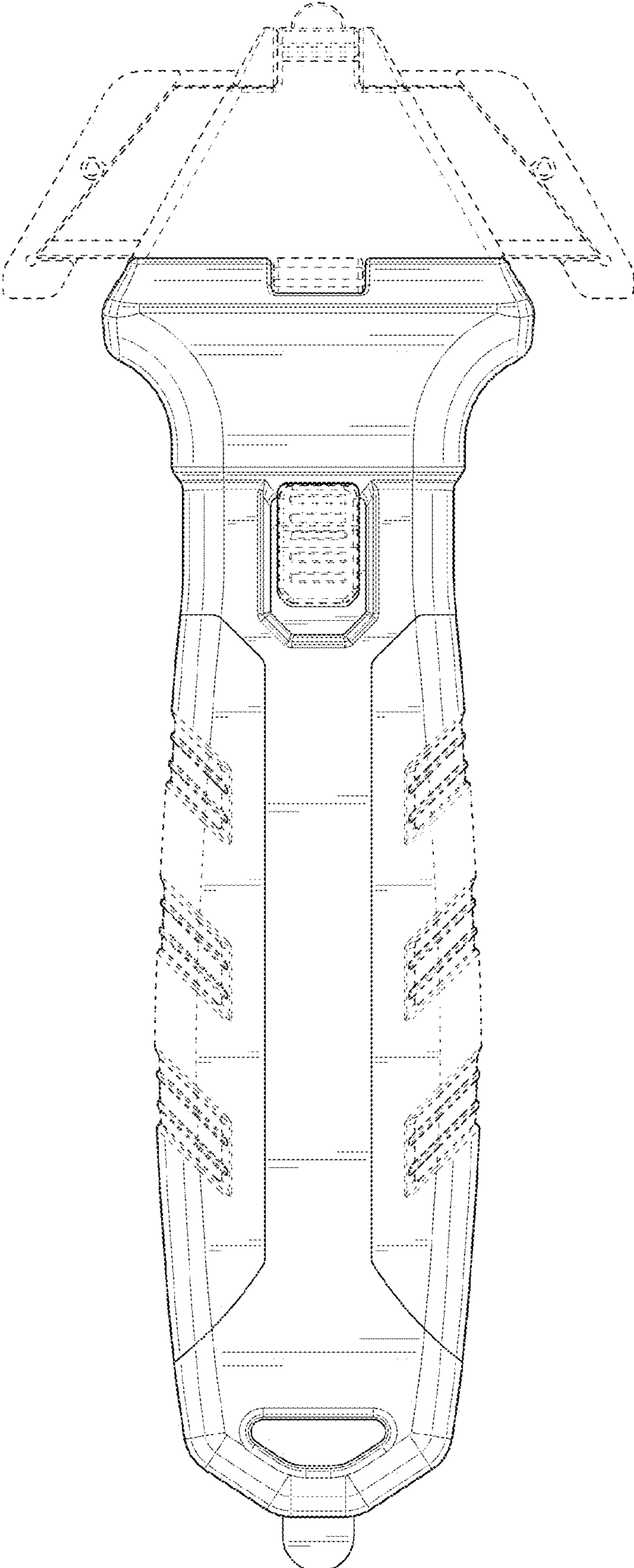


FIG. 2

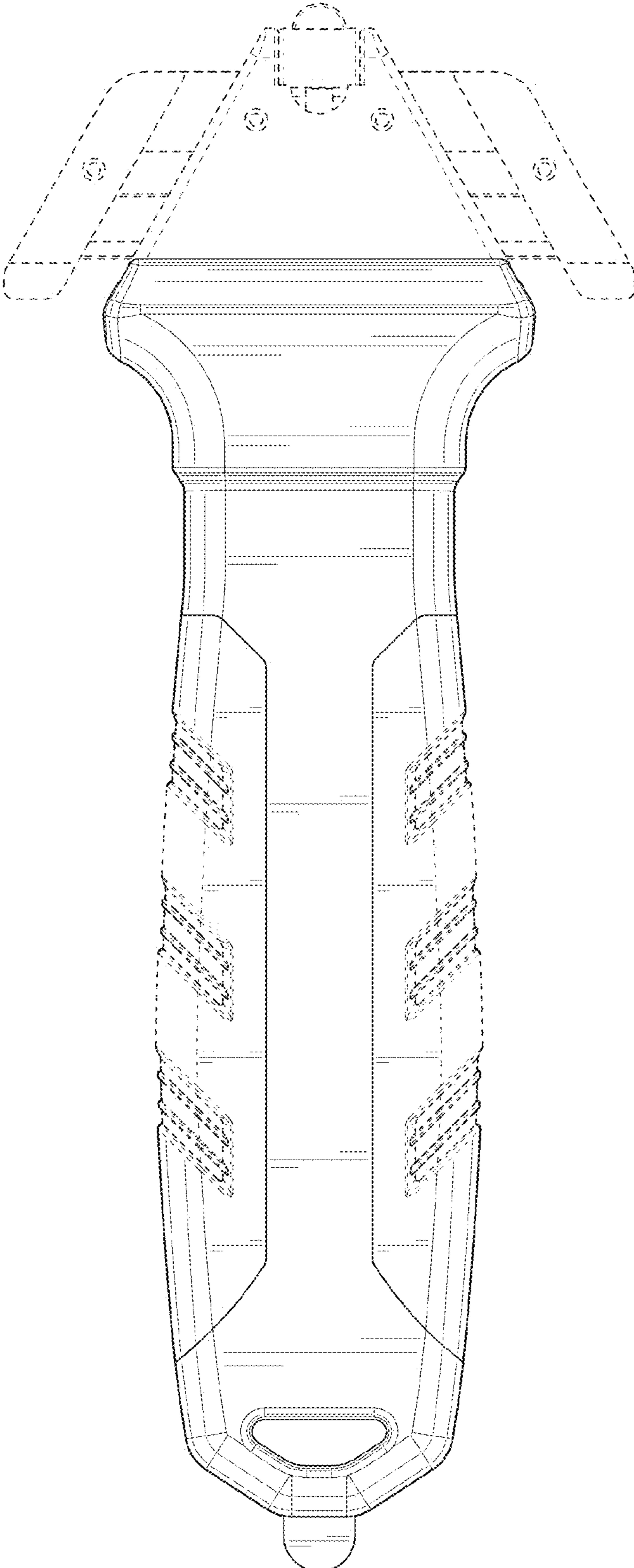


FIG. 3

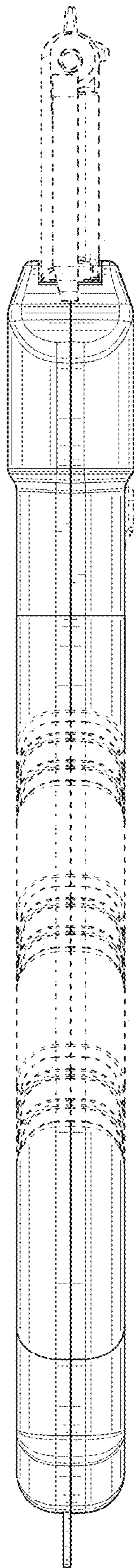


FIG. 4

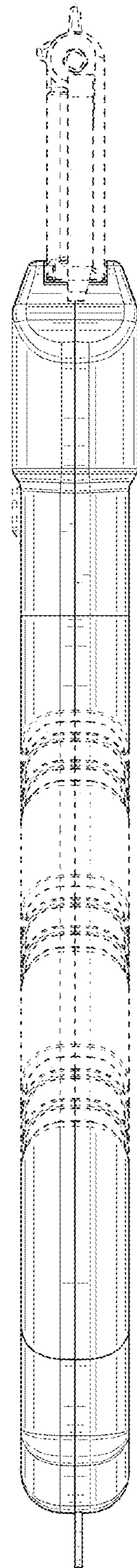


FIG. 5

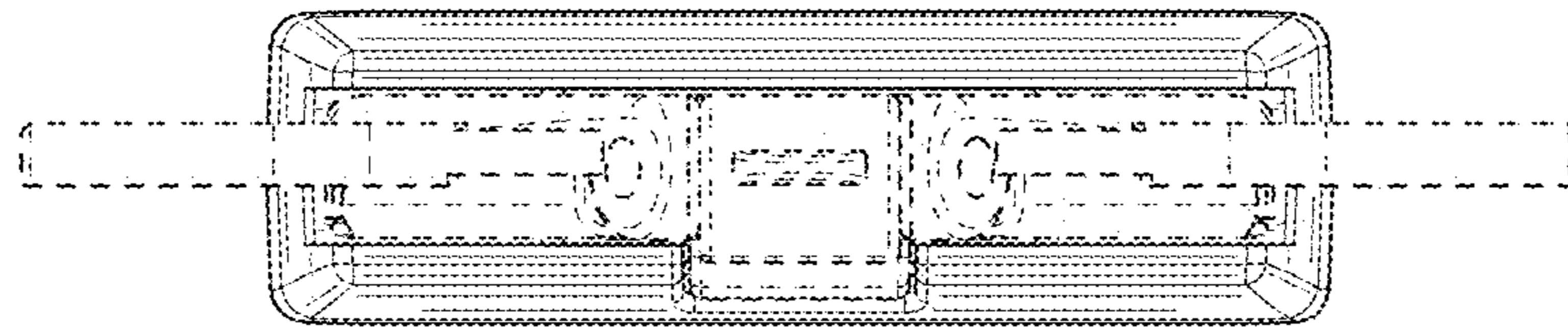


FIG. 6

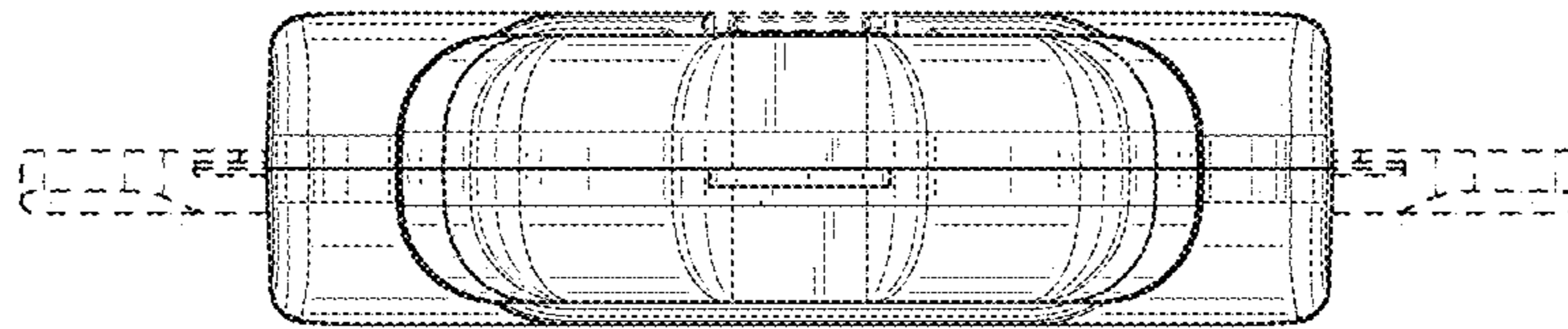


FIG. 7