



US00D921462S

(12) **United States Design Patent**
Farrell

(10) **Patent No.:** **US D921,462 S**
(45) **Date of Patent:** **** Jun. 8, 2021**

(54) **CORNER BEAD CENTERING TOOL**
(71) Applicant: **Frank Farrell**, Matthews, NC (US)
(72) Inventor: **Frank Farrell**, Matthews, NC (US)
(**) Term: **15 Years**
(21) Appl. No.: **29/722,220**
(22) Filed: **Jan. 28, 2020**
(51) **LOC (13) Cl.** **08-05**
(52) **U.S. Cl.**
USPC **D8/45**
(58) **Field of Classification Search**
USPC D8/14, 16, 45; D32/46; D7/688, 792
CPC . E04F 21/165; E04F 21/1657; E04F 21/1652;
E04F 21/1655; B44D 3/105
See application file for complete search history.

5,392,484 A * 2/1995 Stoltzfus E04F 21/1655
15/143.1
5,440,777 A * 8/1995 Olivieri B44D 3/164
15/236.01
D364,015 S * 11/1995 Stoltzfus D32/46
D365,002 S 12/1995 Werner
D386,372 S * 11/1997 Weiss D28/25
D416,453 S * 11/1999 Egan D32/46
5,993,306 A * 11/1999 McCoy B24D 15/04
451/523
D456,236 S * 4/2002 Norton D8/14
D533,417 S * 12/2006 Jones D8/45
7,386,914 B2 * 6/2008 Cruzan E04F 21/1652
15/105.5
8,151,405 B2 * 4/2012 Giannantonio E04F 21/1655
15/235.7
8,572,827 B1 11/2013 Chou
D712,710 S * 9/2014 Gonzales D7/688
2011/0265278 A1 11/2011 Carpenter

* cited by examiner

Primary Examiner — Philip S Hyder

(56) **References Cited**

U.S. PATENT DOCUMENTS

2,616,285 A * 11/1952 Shields E04F 21/1655
15/235.7
4,116,604 A 9/1978 Johnson
D255,320 S * 6/1980 Steck D8/89
4,295,242 A 10/1981 Dixon
4,536,910 A * 8/1985 Clark B44D 3/105
15/236.01
4,669,970 A * 6/1987 Perry E04F 21/1655
15/235.7
4,670,957 A 6/1987 Wolford
5,368,461 A * 11/1994 Murphy E04F 21/08
15/235.3

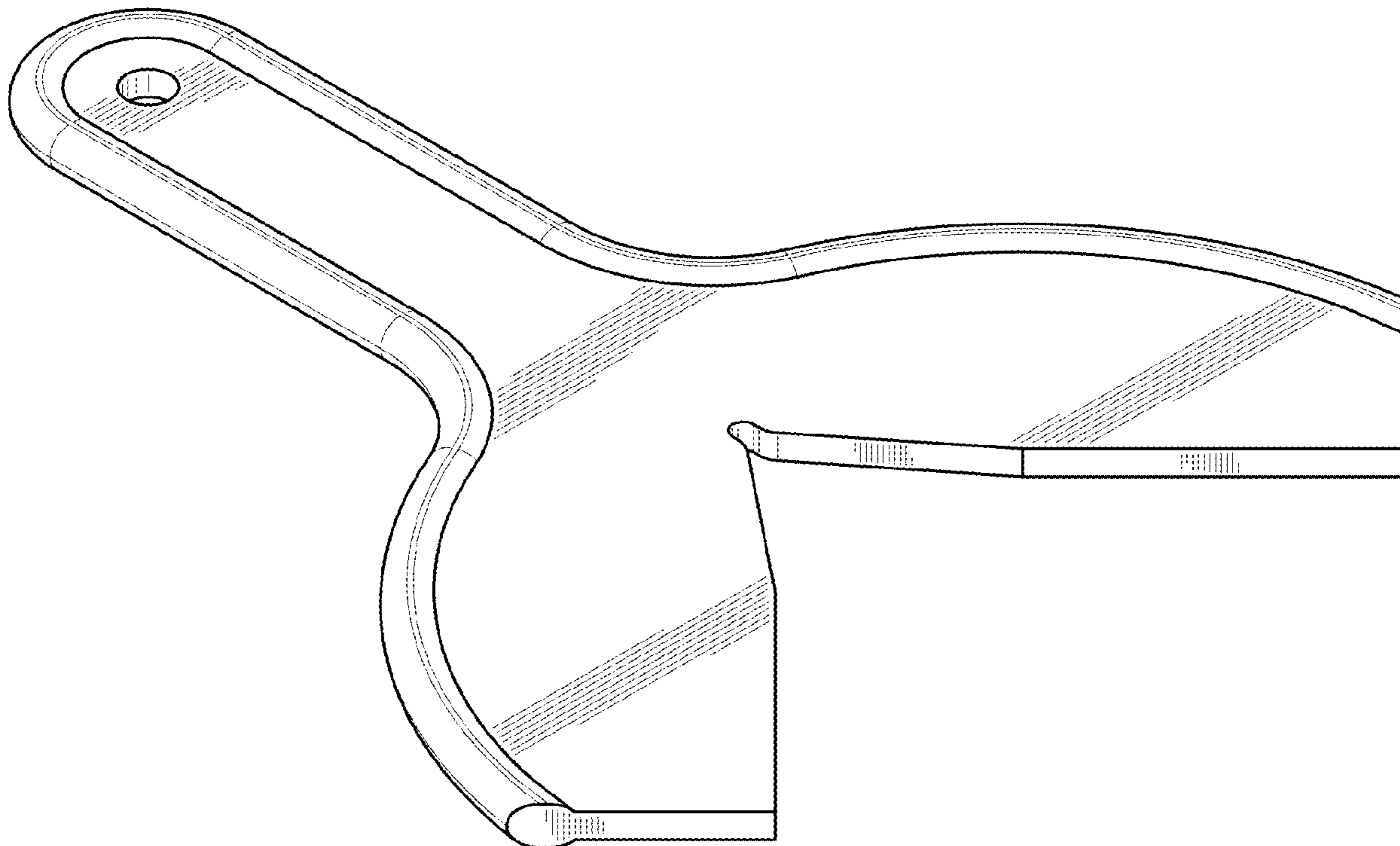
(57) **CLAIM**

I claim the ornamental design for a corner bead centering tool, as shown and described.

DESCRIPTION

FIG. 1 is a perspective view of the corner bead centering tool.
FIG. 2 is a front view of the claimed design.
FIG. 3 is a side view of the claimed design.
FIG. 4 is a top view of the claimed design; and,
FIG. 5 is a bottom view of the claimed design.

1 Claim, 4 Drawing Sheets



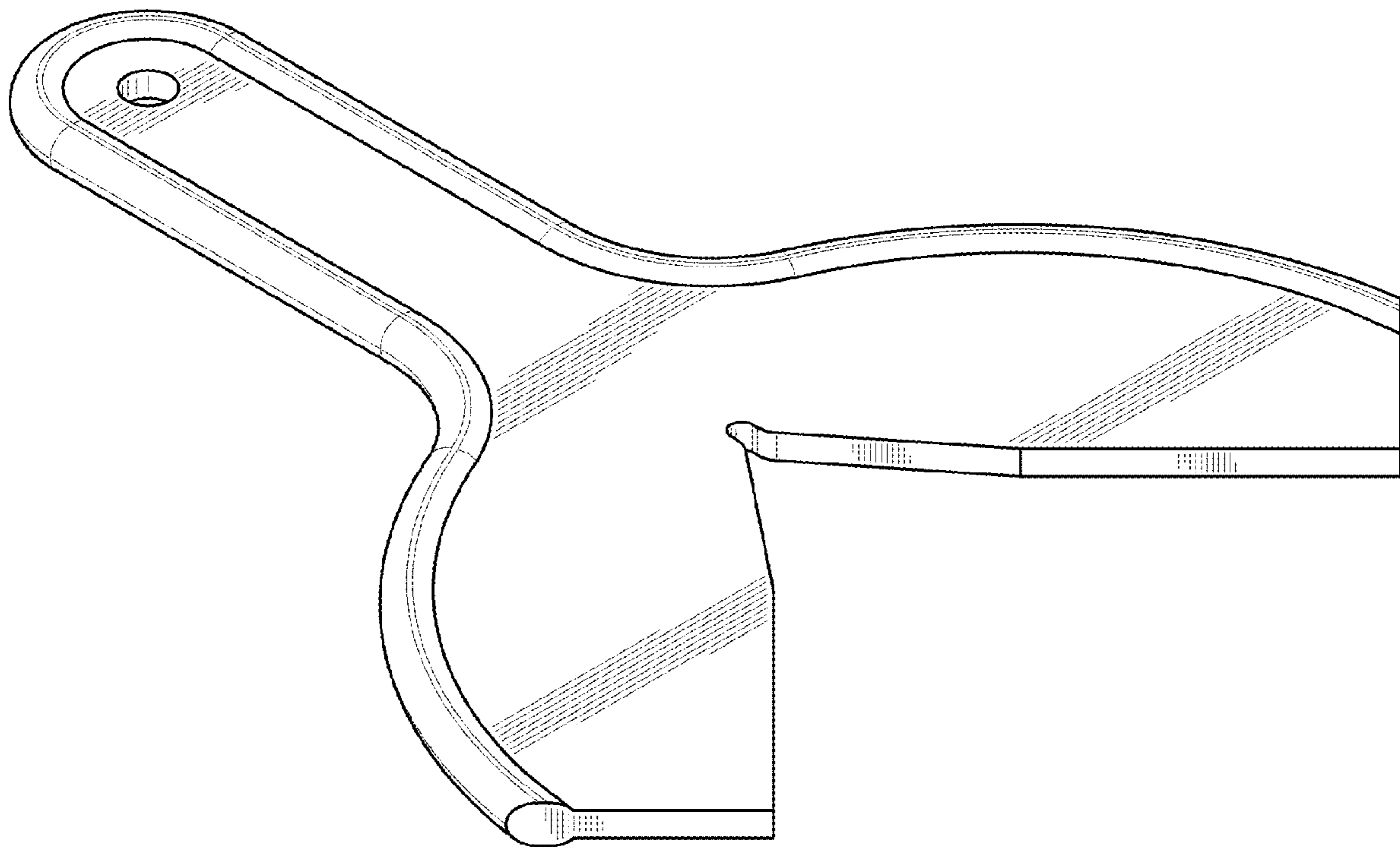


FIG. 1

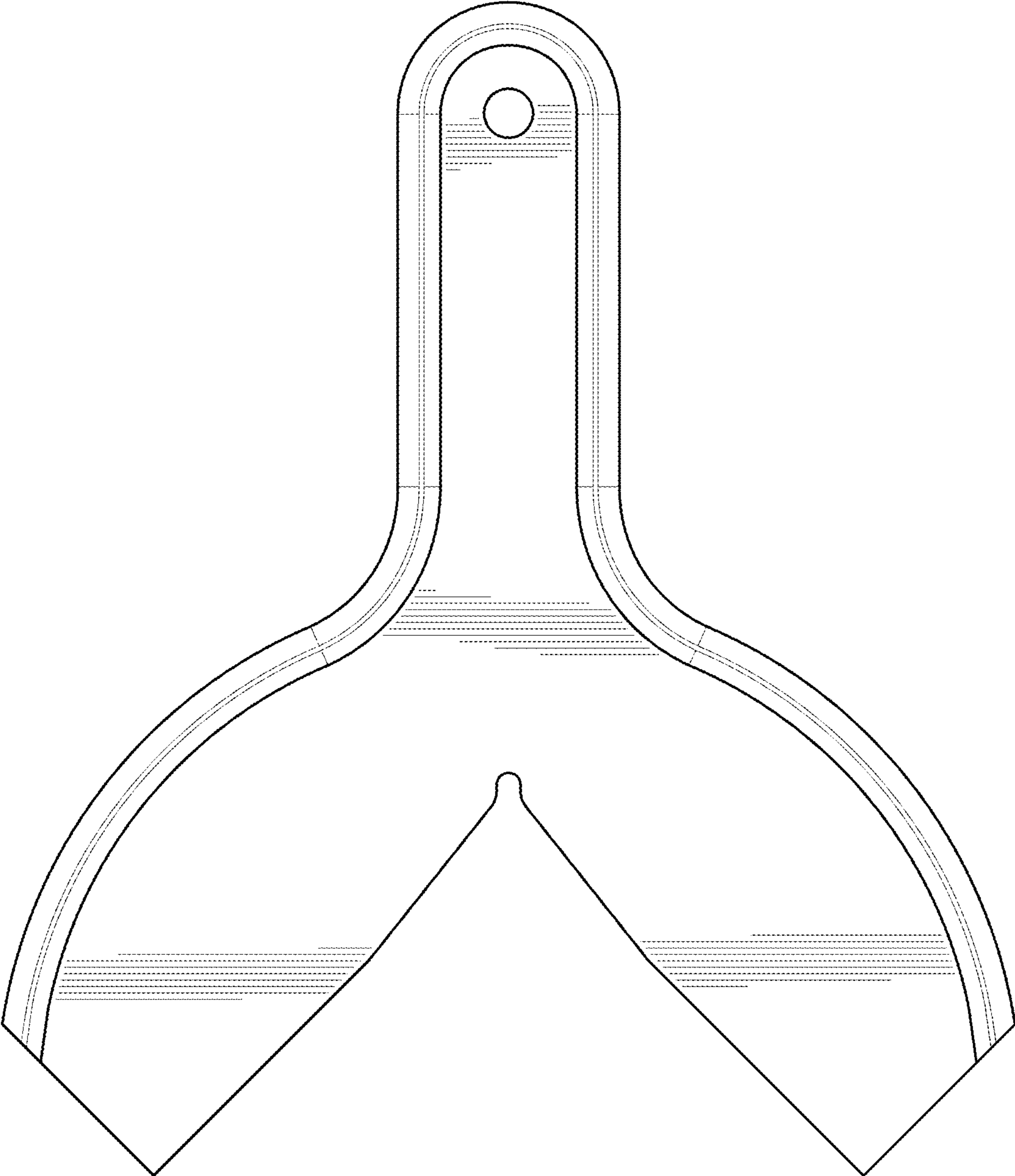


FIG. 2

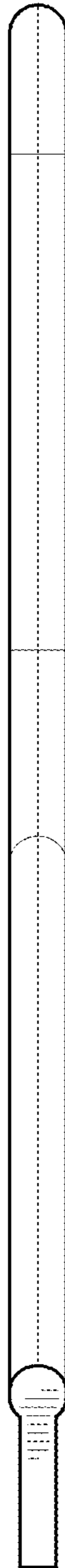


FIG. 3

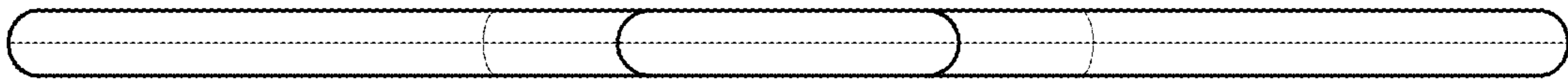


FIG. 4



FIG. 5