



US00D921453S

(12) **United States Design Patent**
Teng

(10) **Patent No.:** **US D921,453 S**

(45) **Date of Patent:** **** Jun. 8, 2021**

(54) **PIZZA VEGETABLE CUTTER**

(71) Applicant: **Shaokun Teng**, Shandong (CN)

(72) Inventor: **Shaokun Teng**, Shandong (CN)

(**) Term: **15 Years**

(21) Appl. No.: **29/758,708**

(22) Filed: **Nov. 18, 2020**

(51) **LOC (13) Cl.** **07-06**

(52) **U.S. Cl.**
USPC **D7/693**

(58) **Field of Classification Search**
USPC D7/368, 669, 680-696; D8/14, 16;
D32/40, 46, 74
CPC A47J 43/28; B26B 3/00; A47L 13/08
See application file for complete search history.

(56) **References Cited**

U.S. PATENT DOCUMENTS

4,924,575	A *	5/1990	James	A47J 43/28 30/114
D330,665	S *	11/1992	Neuendorf	D7/693
7,188,424	B2	3/2007	Webster et al.		
D600,512	S *	9/2009	Weber	D32/46
D612,694	S *	3/2010	Eide	D7/693

D638,259	S	5/2011	Henry		
D736,576	S *	8/2015	Parr	D7/693
D737,638	S	9/2015	Roberts et al.		
D825,288	S	8/2018	Liu		
2003/0230905	A1 *	12/2003	Daniele	A47F 13/08 294/212
2005/0193516	A1 *	9/2005	Hughes	A47L 13/08 15/236.01

* cited by examiner

Primary Examiner — Terry A Wallace

(57) **CLAIM**

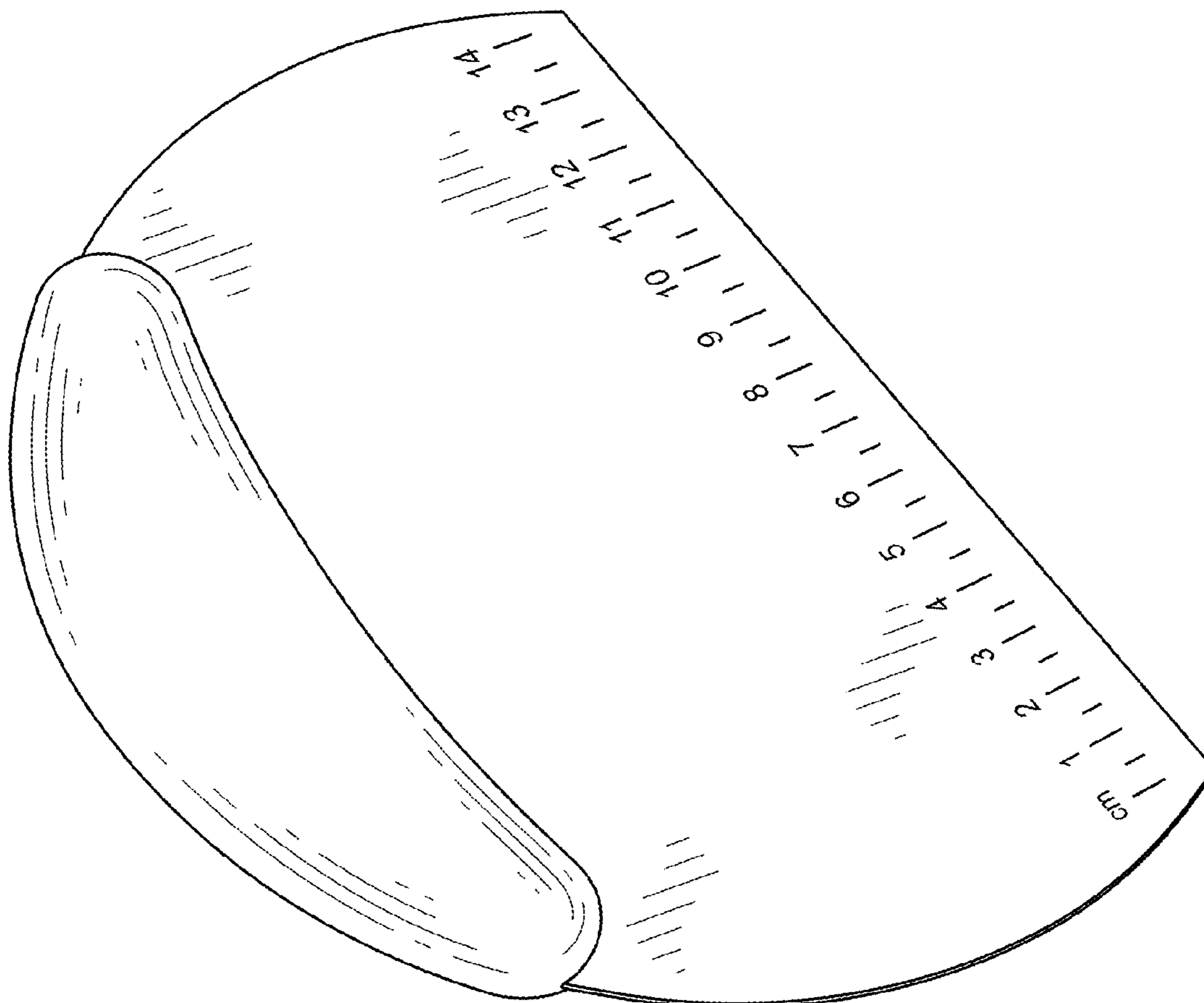
The ornamental design for a pizza vegetable cutter, as shown and described.

DESCRIPTION

FIG. 1 is a perspective view of a pizza vegetable cutter showing my new design;
 FIG. 2 is a front elevational view thereof;
 FIG. 3 is a rear elevational view thereof;
 FIG. 4 is a left side elevational view thereof;
 FIG. 5 is a right side elevational view thereof;
 FIG. 6 is a top plan view thereof; and,
 FIG. 7 is a bottom plan view thereof.

The broken lines throughout the drawing figures depict portions of the pizza vegetable cutter that form no part of the claimed design.

1 Claim, 7 Drawing Sheets



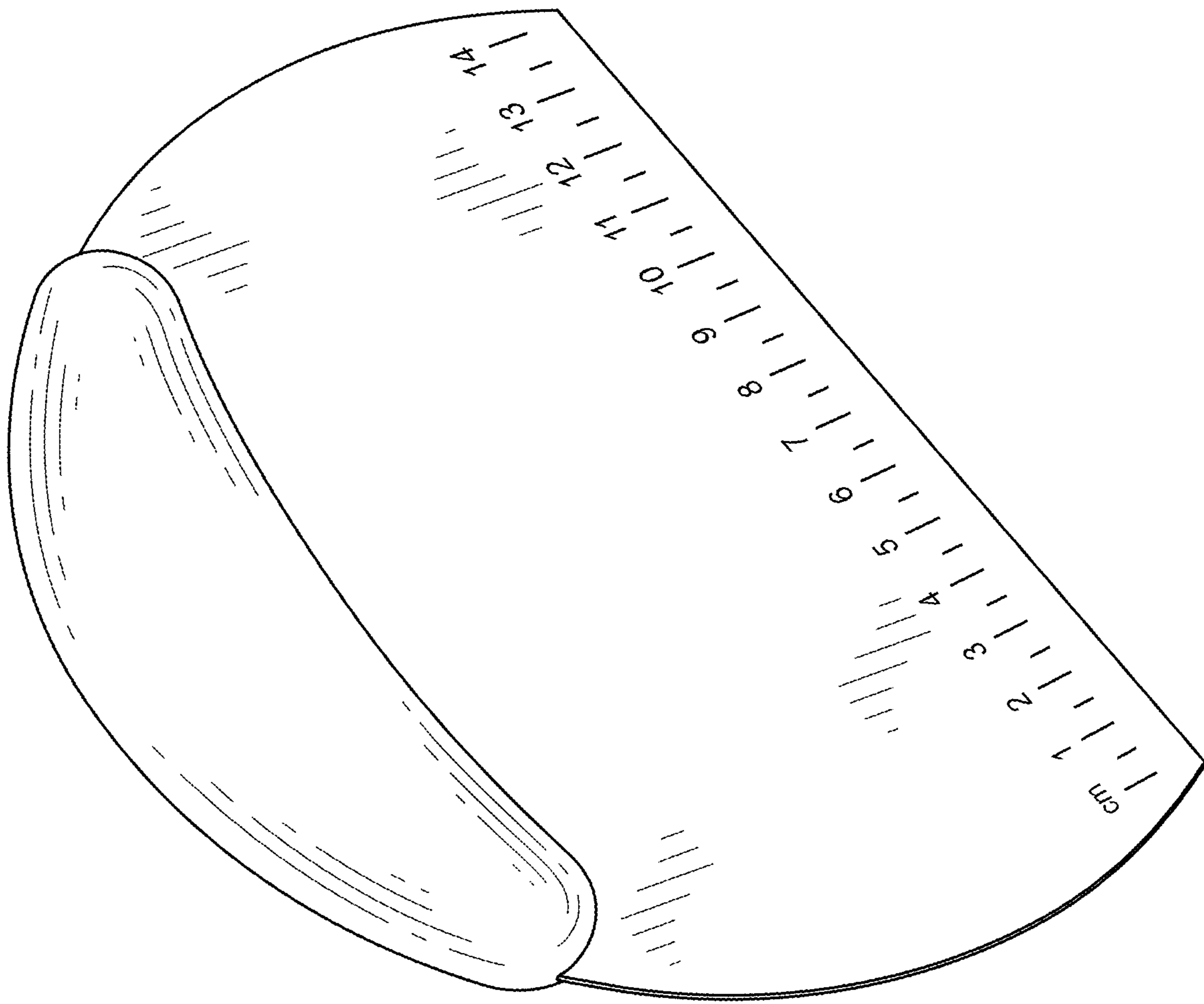


FIG.1

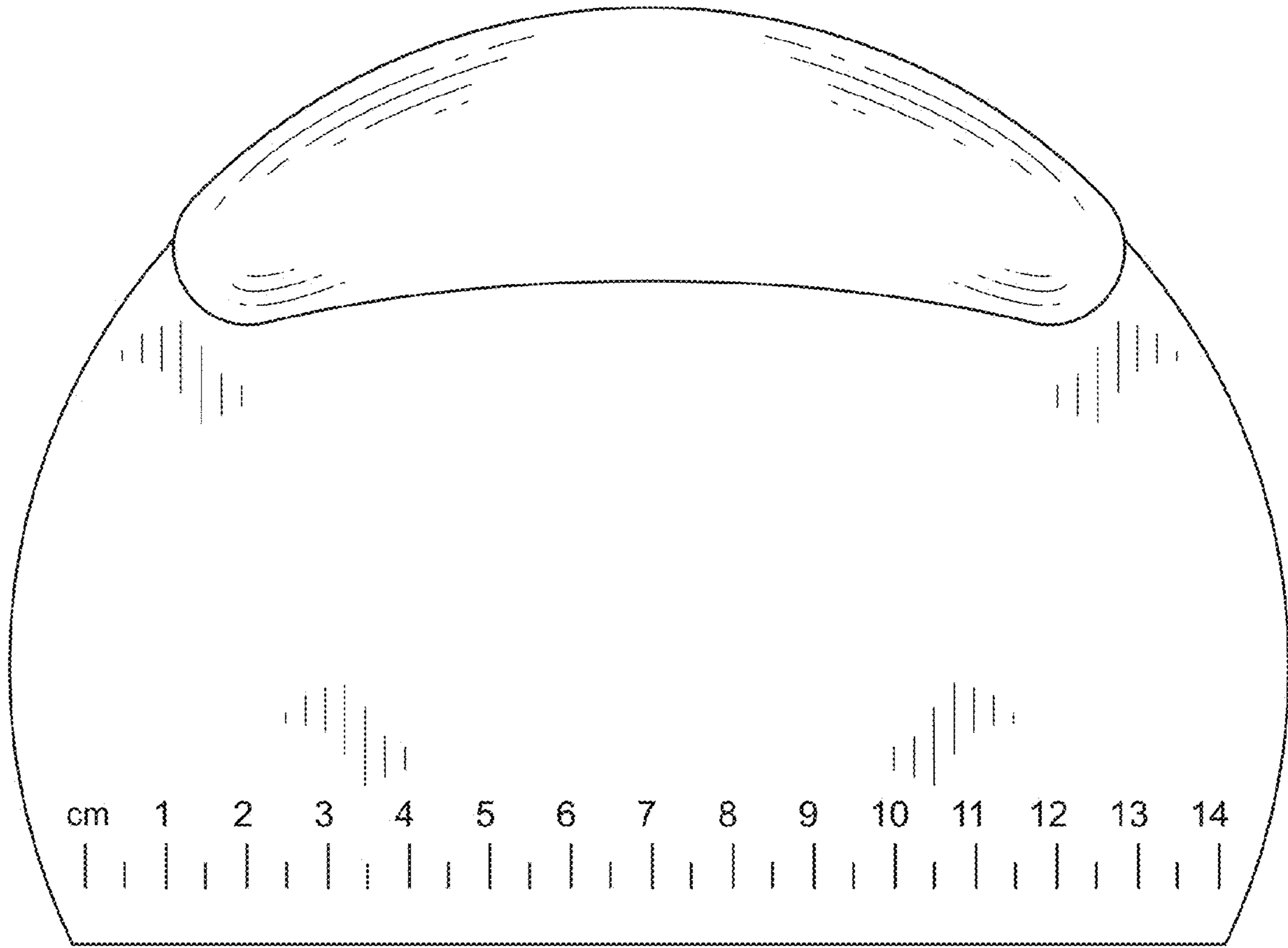


FIG.2

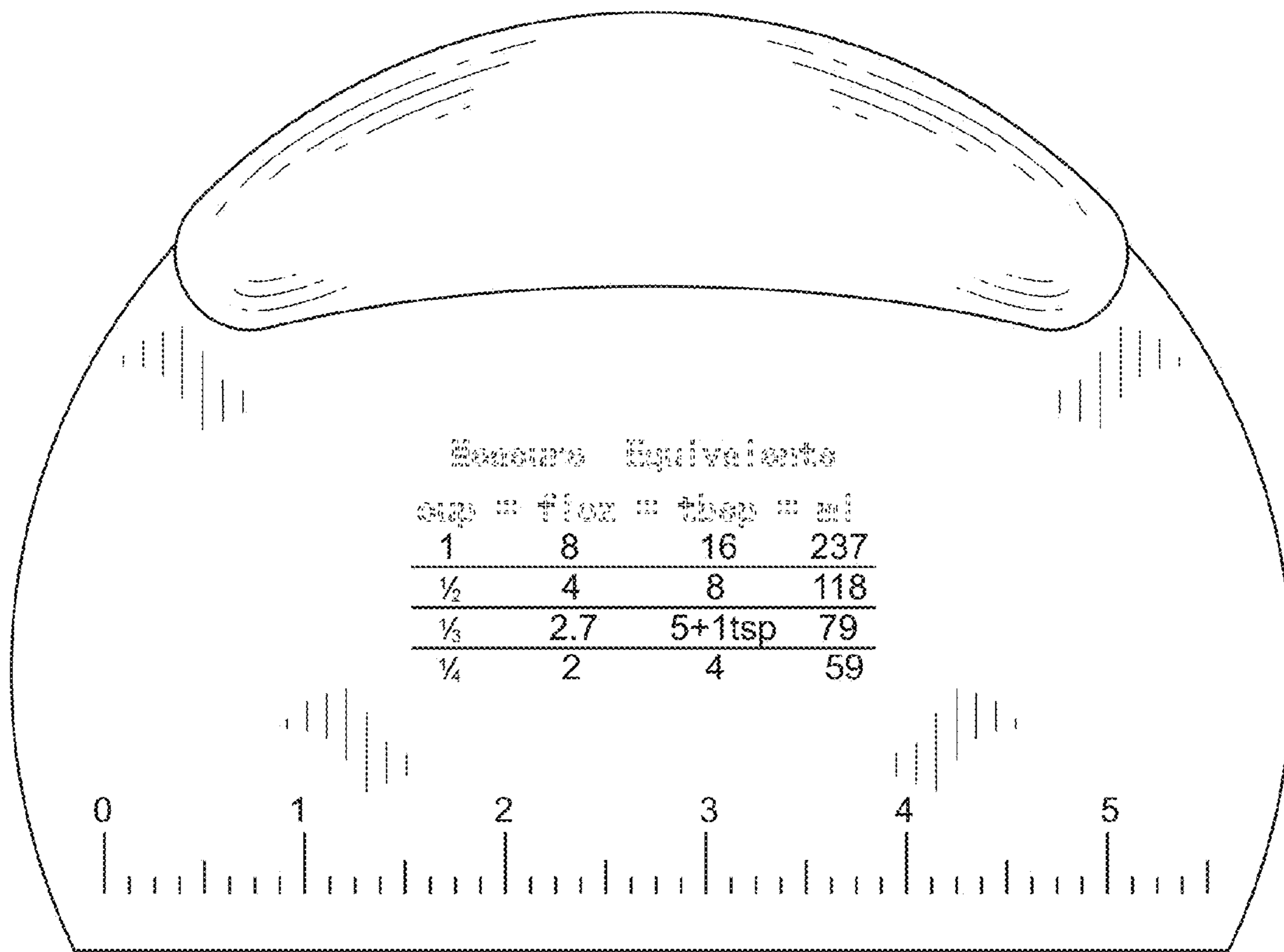


FIG.3

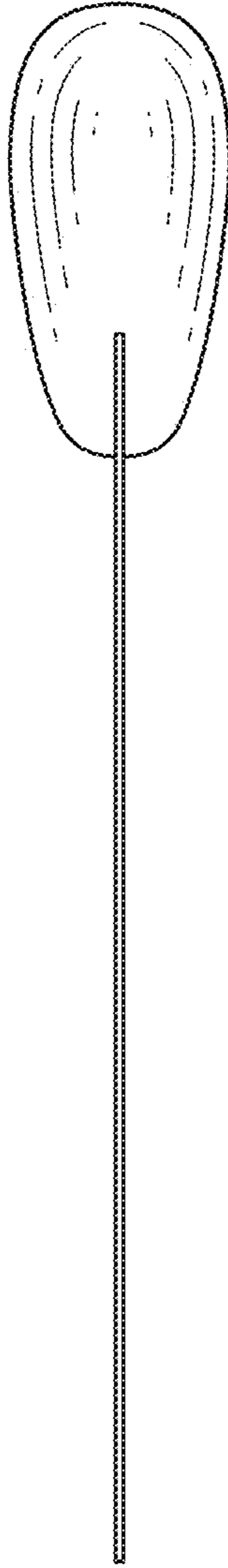


FIG.4




FIG.5

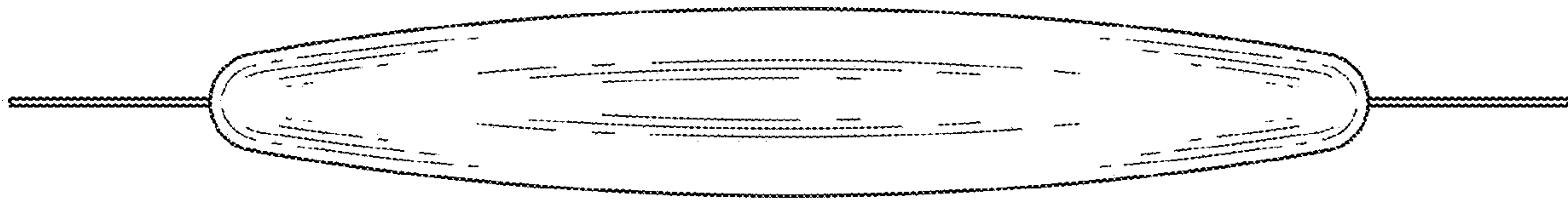


FIG.6

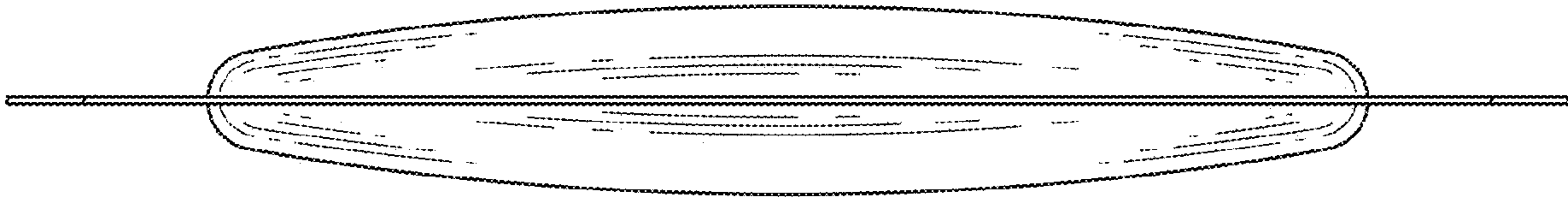


FIG.7