



US00D921452S

(12) **United States Design Patent**
Teng

(10) **Patent No.:** **US D921,452 S**
(45) **Date of Patent:** **** Jun. 8, 2021**

- (54) **PIZZA VEGETABLE CUTTER**
- (71) Applicant: **Shaokun Teng**, Shandong (CN)
- (72) Inventor: **Shaokun Teng**, Shandong (CN)
- (**) Term: **15 Years**
- (21) Appl. No.: **29/758,704**
- (22) Filed: **Nov. 18, 2020**
- (51) **LOC (13) Cl.** **07-06**
- (52) **U.S. Cl.**
USPC **D7/693**
- (58) **Field of Classification Search**
USPC D7/368, 669, 680-696; D8/14, 16;
D32/40, 46, 74
CPC A47J 43/28; B26B 3/00; A47L 13/08
See application file for complete search history.

(56) **References Cited**

U.S. PATENT DOCUMENTS

- 4,924,575 A * 5/1990 James A47J 43/28
30/114
- D330,665 S * 11/1992 Neuendorf D7/693
- 7,188,424 B2 3/2007 Webster et al.
- D600,512 S * 9/2009 Weber D32/46
- D612,694 S * 3/2010 Eide D7/693

- D638,259 S 5/2011 Henry
- D736,576 S * 8/2015 Parr D7/693
- D737,638 S 9/2015 Roberts et al.
- D825,288 S 8/2018 Liu
- 2003/0230905 A1* 12/2003 Daniele A47F 13/08
294/212
- 2005/0193516 A1* 9/2005 Hughes A47L 13/08
15/236.01

* cited by examiner

Primary Examiner — Terry A Wallace

(57) **CLAIM**

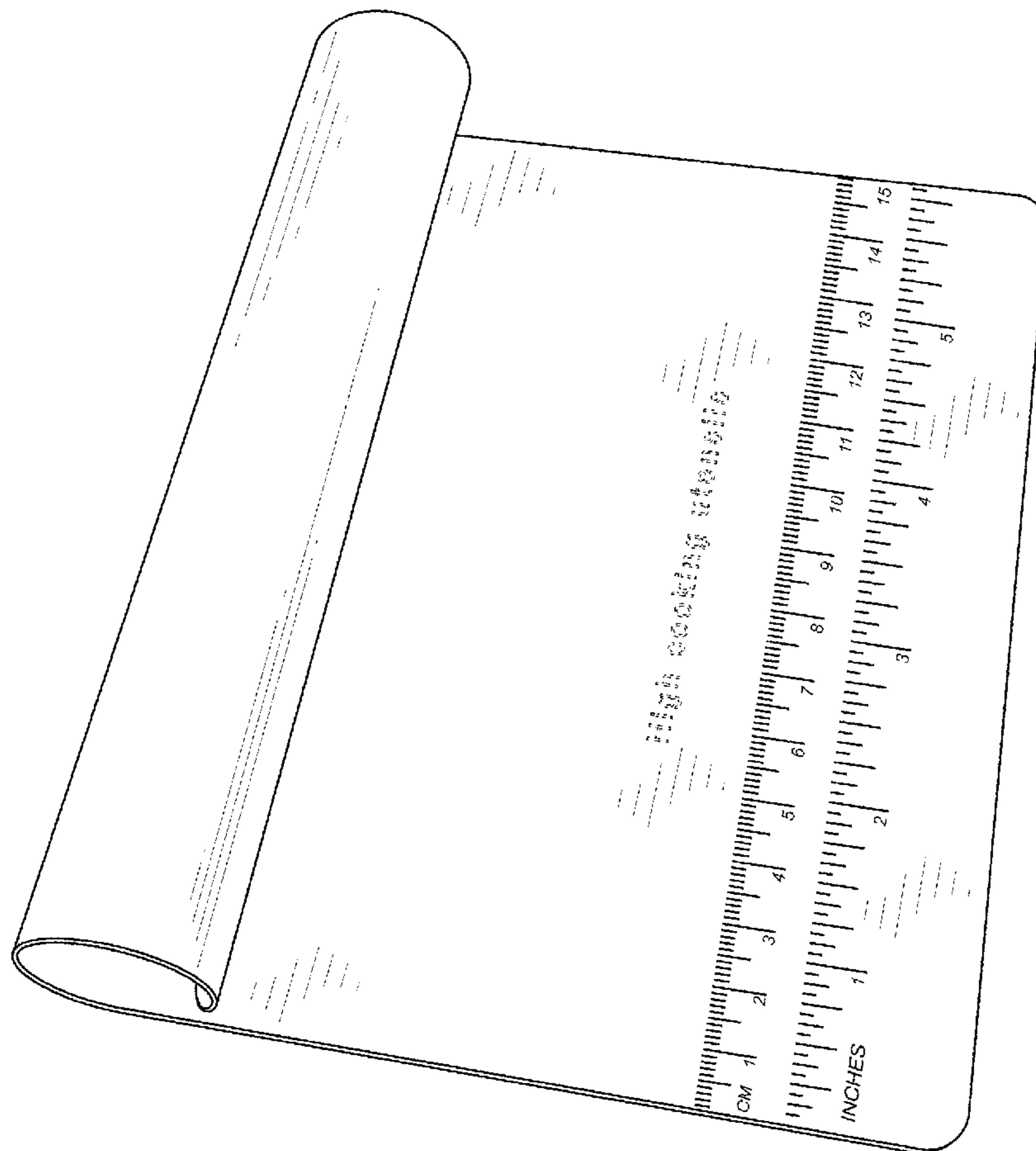
The ornamental design for a pizza vegetable cutter, as shown and described.

DESCRIPTION

FIG. 1 is a perspective view of a pizza vegetable cutter showing my new design;
 FIG. 2 is a front elevational view thereof;
 FIG. 3 is a rear elevational view thereof;
 FIG. 4 is a left side elevational view thereof;
 FIG. 5 is a right side elevational view thereof;
 FIG. 6 is a top plan view thereof; and,
 FIG. 7 is a bottom plan view thereof.

The broken lines throughout the drawing figures depict portions of the pizza vegetable cutter that form no part of the claimed design.

1 Claim, 7 Drawing Sheets






FIG.1




FIG. 2




FIG.3




FIG.4




FIG.5



FIG.6



FIG.7