



US00D921442S

(12) **United States Design Patent**
Nelson, Jr. et al.

(10) **Patent No.:** **US D921,442 S**
(45) **Date of Patent:** **** Jun. 8, 2021**

- (54) **CONTAINER**
- (71) Applicant: **AMORE PETS LLC**, Hollywood, FL (US)
- (72) Inventors: **John Nelson, Jr.**, Hollywood, FL (US); **Jack Riccobono**, Hollywood, FL (US); **Dominic Riccobono**, Hollywood, FL (US); **Mark Tristan Shumate**, Hollywood, FL (US)
- (73) Assignees: **John Nelson**, Hollywood, FL (US); **Jack Riccobono**, Hollywood, FL (US); **Dominic Riccobono**, Hollywood, FL (US); **Mark T. Shumate**, Hollywood, FL (US)

- D476,808 S * 7/2003 Carr D3/271.2
- D481,867 S * 11/2003 Hotz D3/271.2
- D511,030 S * 10/2005 Byrne D30/160
- D512,189 S * 11/2005 Byrne D30/160
- D514,278 S * 2/2006 Weinberg A01K 15/026
D1/106
- D540,181 S * 4/2007 Edwards D30/160
- 7,579,038 B1 * 8/2009 Weinberg A23J 3/14
426/104
- D658,823 S * 5/2012 Viola D30/160
- D658,824 S * 5/2012 Viola D30/160
- D677,441 S * 3/2013 Renforth D30/160
- D686,797 S * 7/2013 Robinson D1/106
- D699,416 S * 2/2014 Barnvos D1/125
- D708,417 S * 7/2014 Allen D1/106
- D740,500 S * 10/2015 Wickens D30/160
- D786,381 S * 5/2017 Heinrich D21/808
- D789,755 S * 6/2017 Morrow, Sr. D7/628

(Continued)

(**) Term: **15 Years**

Primary Examiner — Susan E Krakower

(21) Appl. No.: **29/701,257**

Assistant Examiner — Andrew Kerr

(22) Filed: **Aug. 9, 2019**

(74) *Attorney, Agent, or Firm* — Geoffrey Lottenberg;
Berger Singerman LLP

(51) **LOC (13) Cl.** **09-07**

(57) **CLAIM**

(52) **U.S. Cl.**
USPC **D7/628**

The ornamental design for a container, as shown and described.

(58) **Field of Classification Search**
USPC D7/601, 602, 628, 629; D30/160;
D1/106, 199; D21/385, 386; D11/157,
D11/164

DESCRIPTION

CPC A61J 17/02; A01K 15/02; A01K 15/025;
A01K 15/026; A63H 33/32
See application file for complete search history.

FIG. 1 is a perspective view of a container, showing our new design;
FIG. 2 is a front elevation view thereof;
FIG. 3 is a rear elevation view thereof;
FIG. 4 is a left side elevation view thereof;
FIG. 5 is a right side elevation view thereof;
FIG. 6 is a top plan view thereof;
FIG. 7 is a bottom plan view thereof; and,
FIG. 8 is an exploded perspective view thereof.

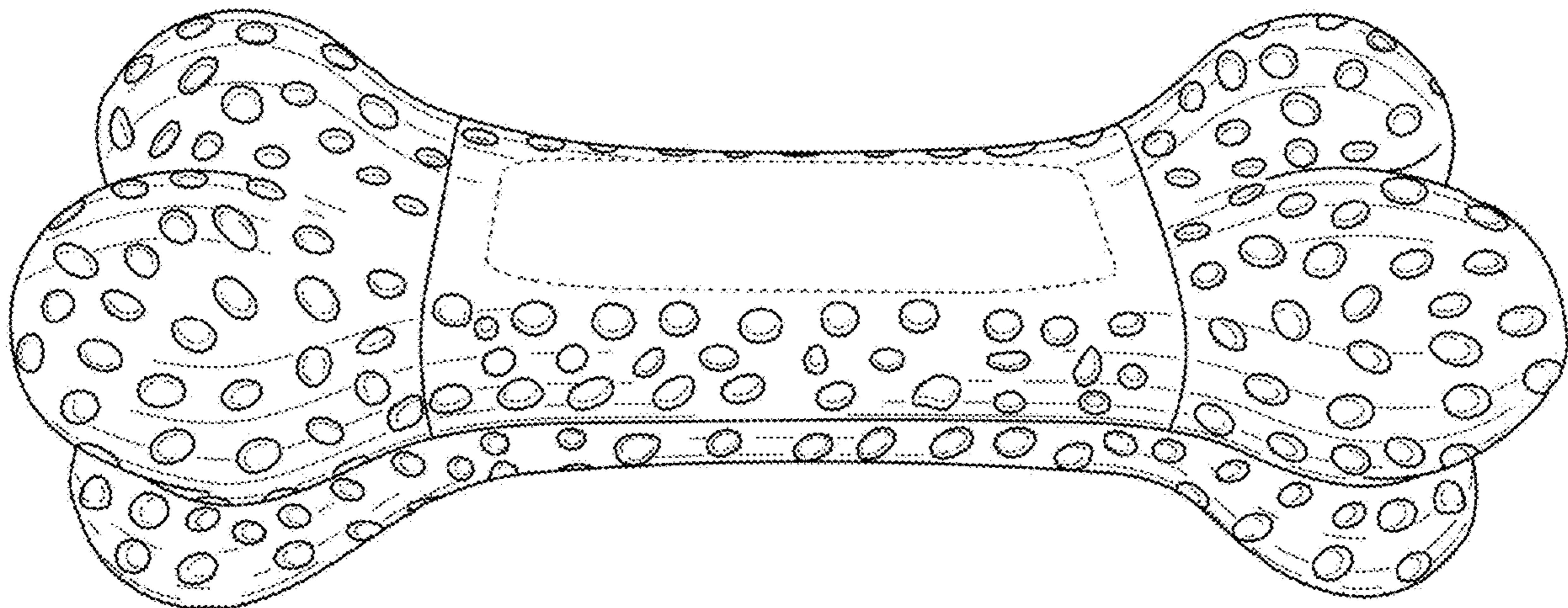
(56) **References Cited**

U.S. PATENT DOCUMENTS

- D343,262 S * 1/1994 Axelrod D30/160
- 5,419,283 A * 5/1995 Leo A01K 15/026
119/709
- 5,553,570 A * 9/1996 VanNatter, III A01K 15/025
119/709
- D428,136 S * 7/2000 Cady D24/101

The broken lines in the drawings depict a portion of the container that forms no part of the claimed design.

1 Claim, 5 Drawing Sheets



(56)

References Cited

U.S. PATENT DOCUMENTS

D814,696	S	*	4/2018	Zhou	D28/7
D838,418	S	*	1/2019	Zelinger	D30/160
D858,907	S	*	9/2019	Gick	D30/160
D869,786	S	*	12/2019	Gick	D30/160

* cited by examiner

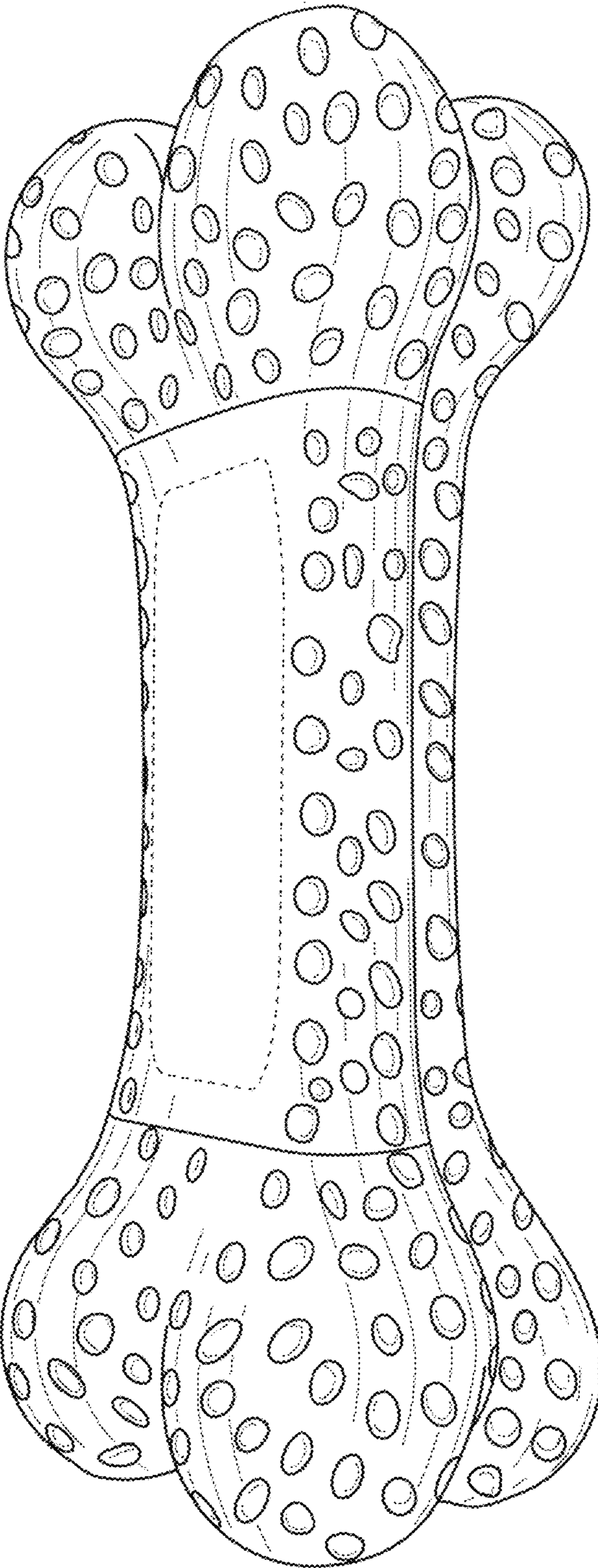


FIG. 1

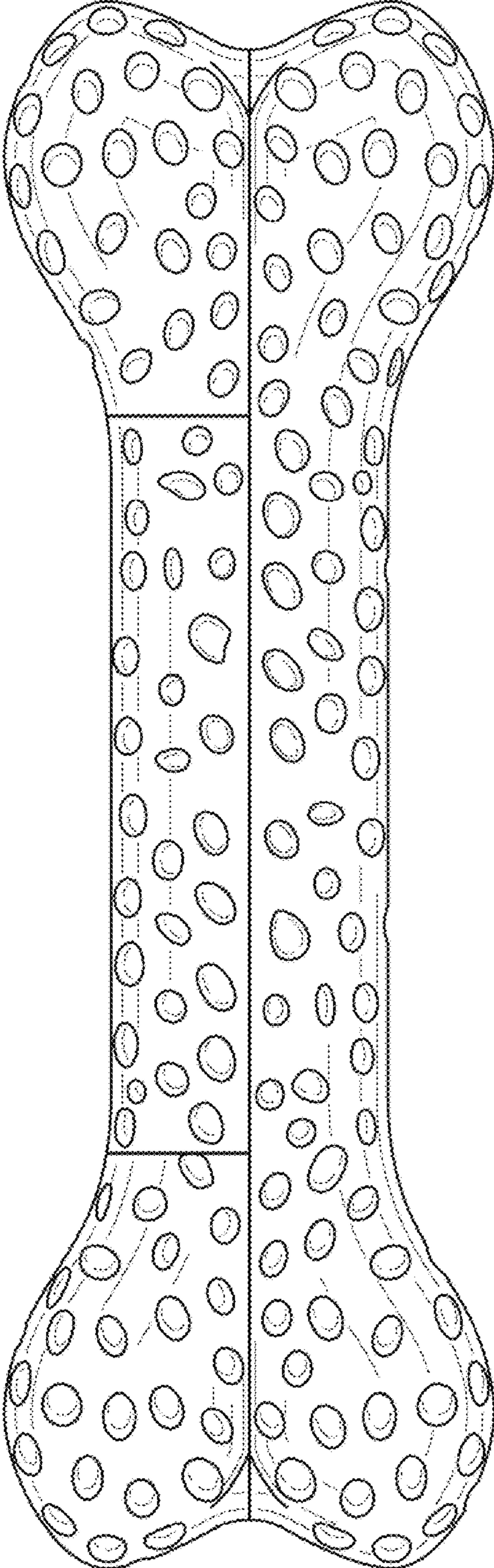


FIG. 2

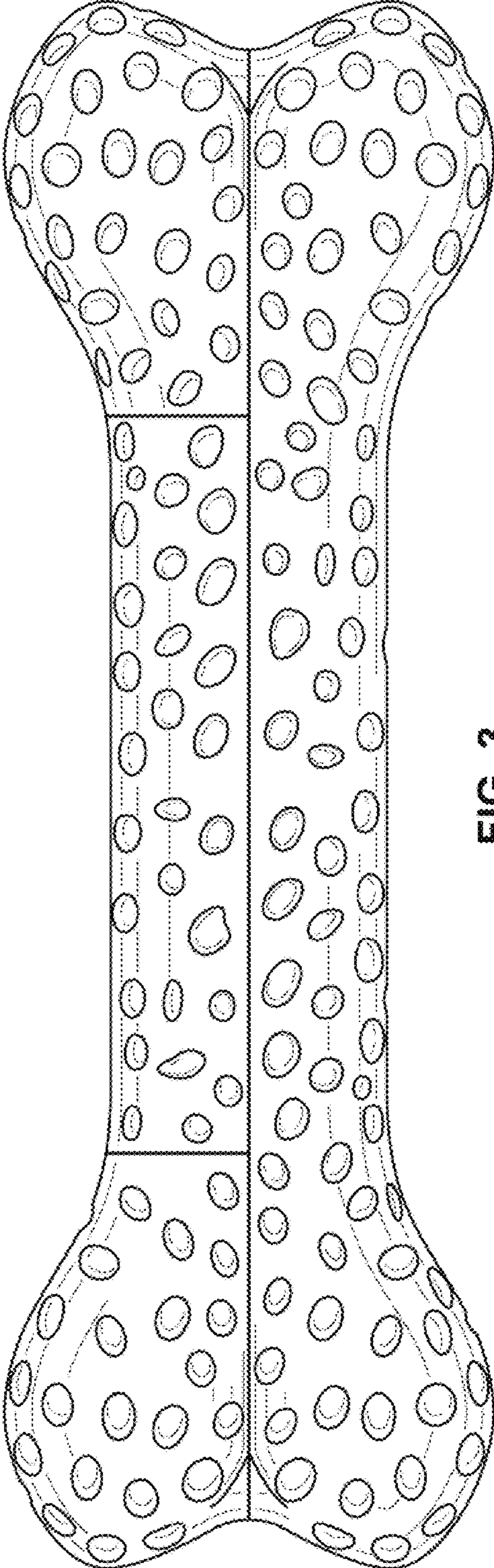


FIG. 3

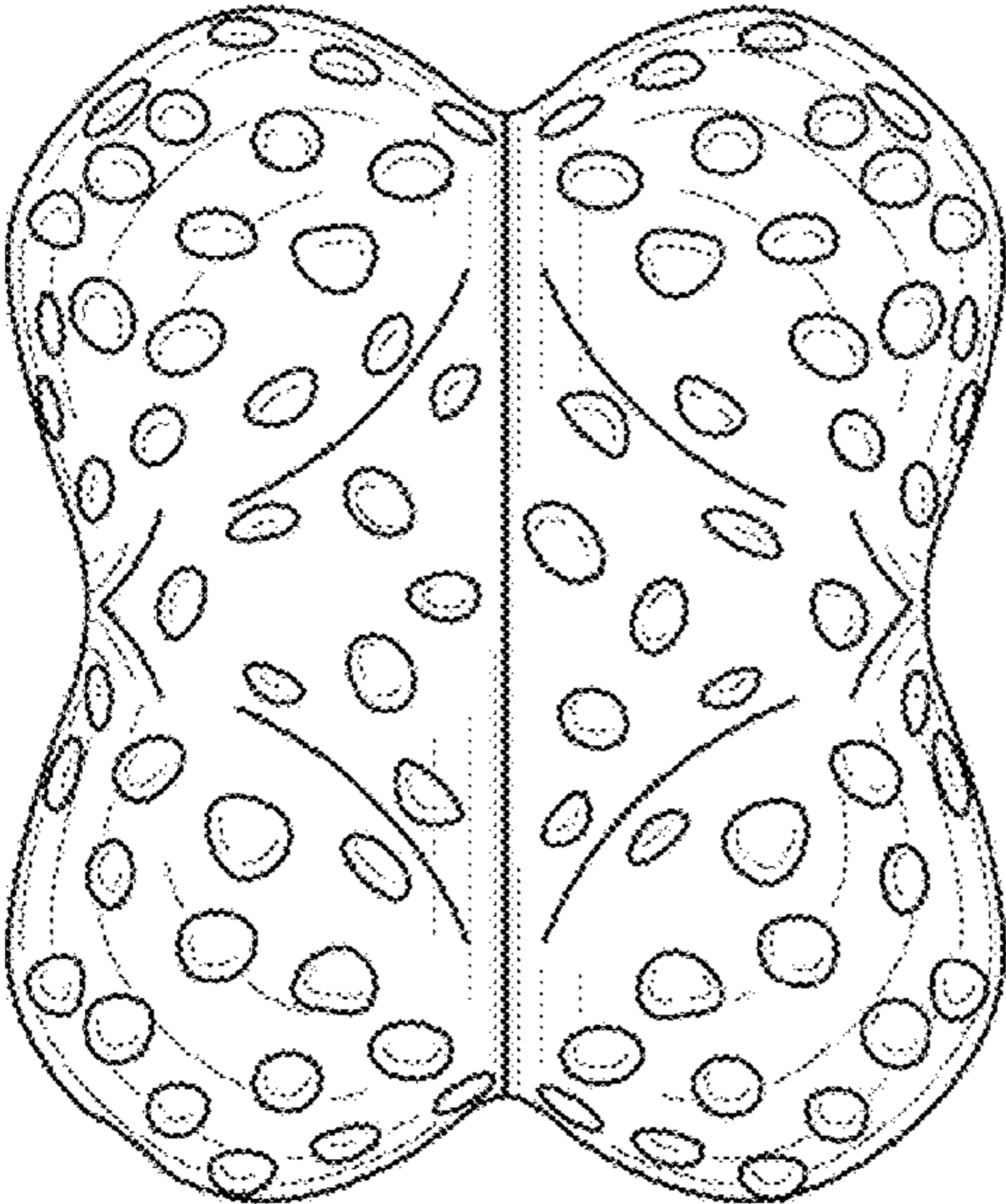


FIG. 4

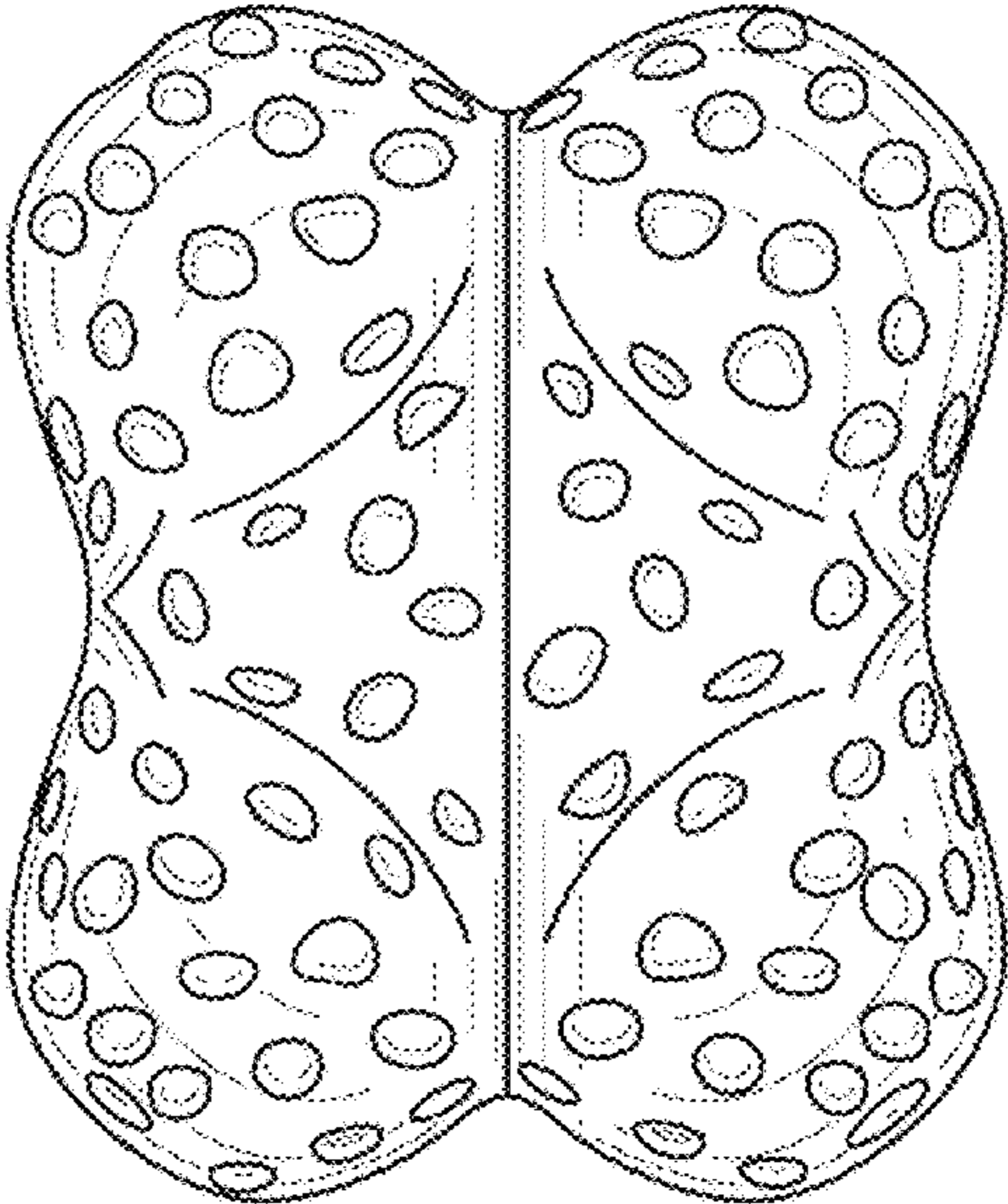


FIG. 5

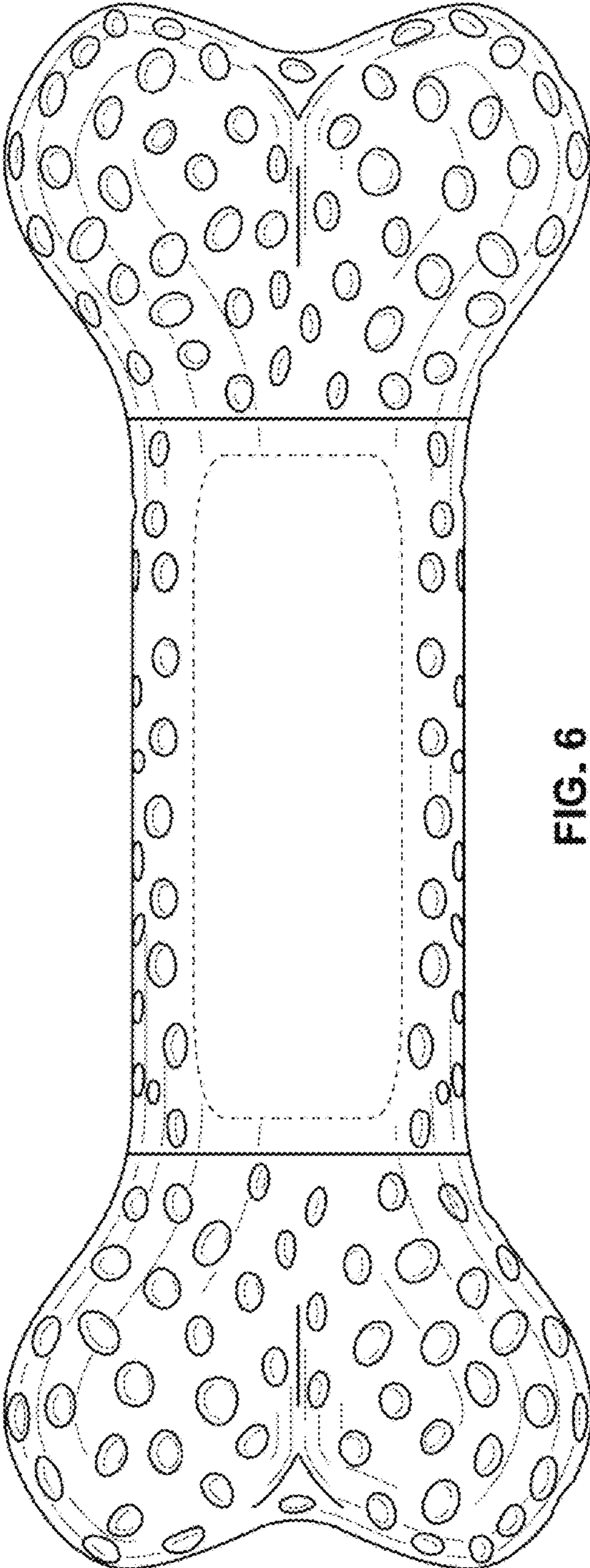


FIG. 6

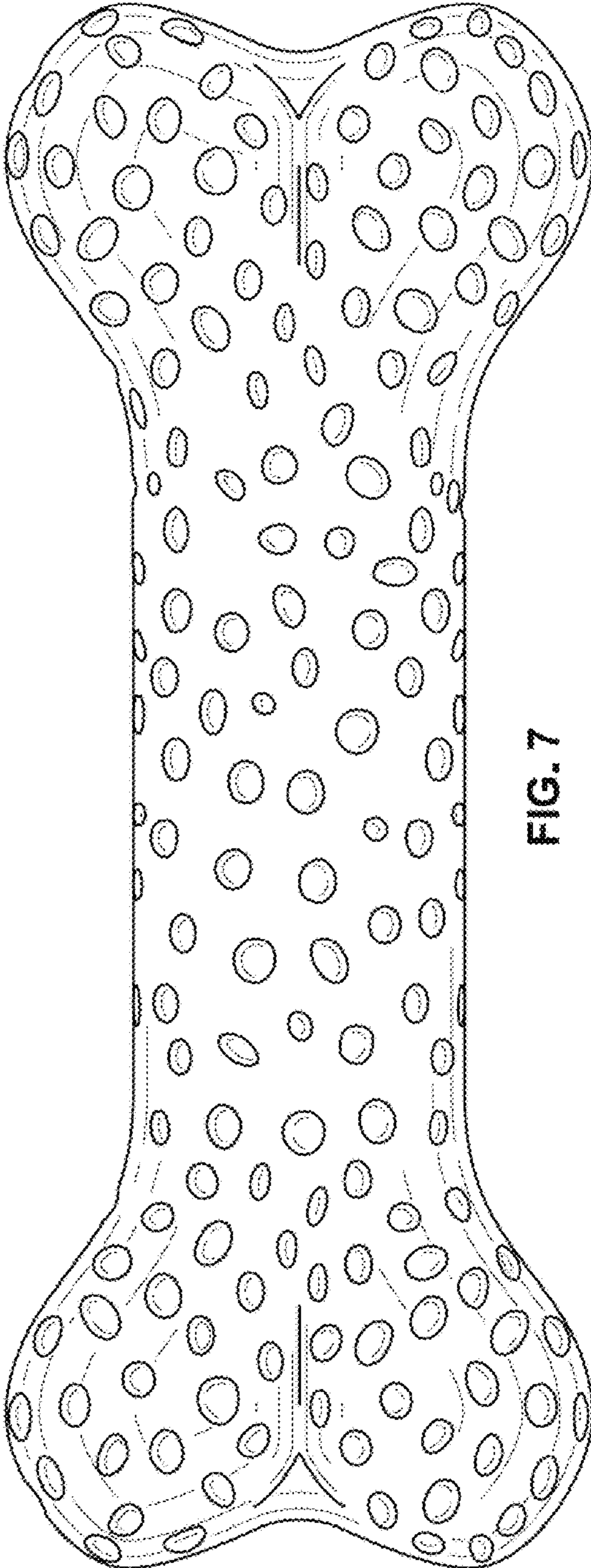


FIG. 7

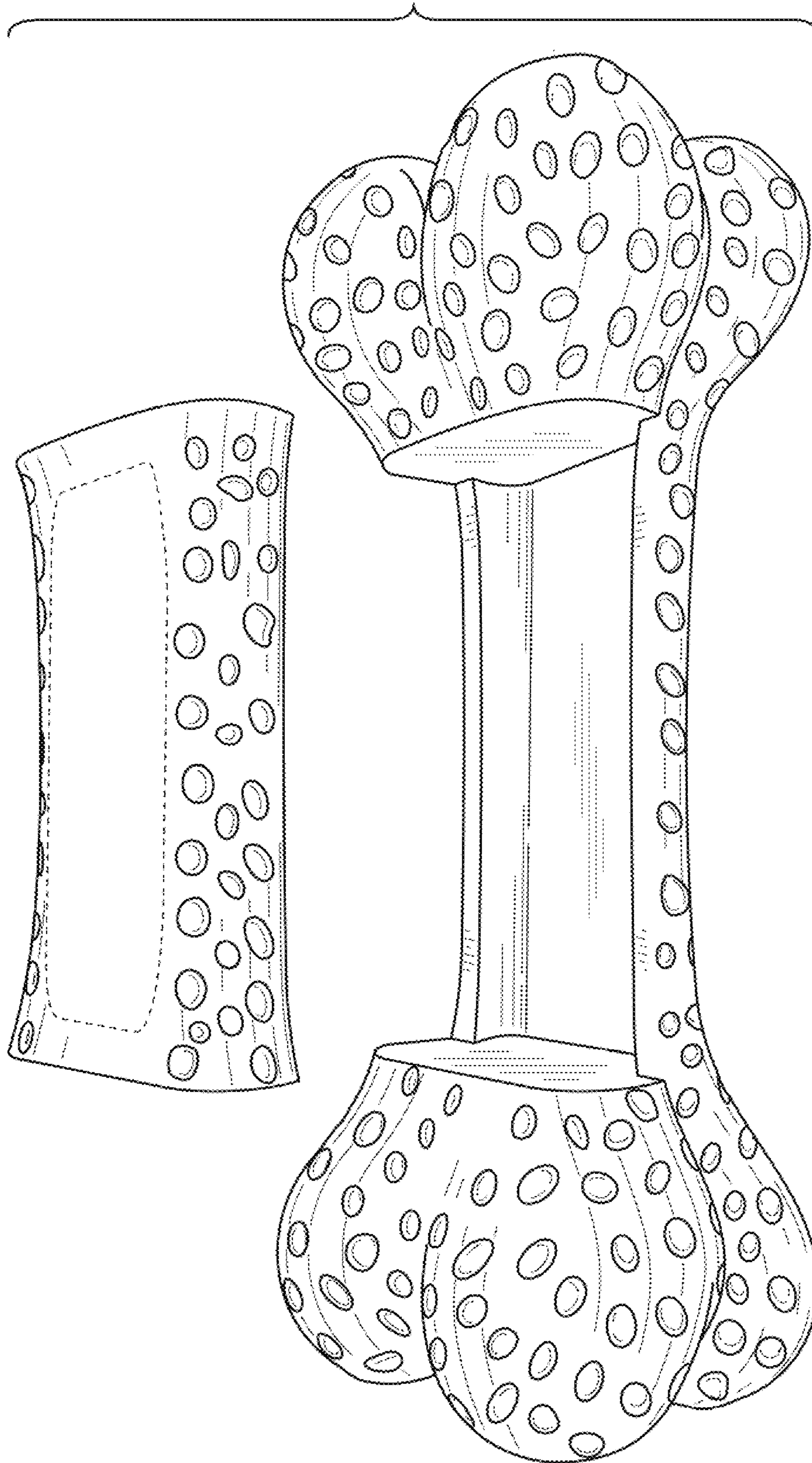


FIG. 8