



US00D921437S

(12) **United States Design Patent**  
**Mertins**

(10) **Patent No.:** **US D921,437 S**  
(45) **Date of Patent:** **\*\* Jun. 8, 2021**

(54) **TRAY**  
(71) Applicant: **Paul Hettich GmbH & Co. KG,**  
Kirchlengern (DE)  
(72) Inventor: **Stefan Mertins,** Buende (DE)  
(73) Assignee: **Paul Hettich GmbH & Co. KG,**  
Kirchlengern (DE)  
(\*\*) Term: **15 Years**

D387,623 S \* 12/1997 Brooks ..... D7/553.8  
D407,591 S \* 4/1999 Bologna ..... D6/627  
D471,405 S \* 3/2003 Wellner ..... D7/543  
D558,501 S \* 1/2008 Kirtz ..... D6/626  
D565,885 S \* 4/2008 Kirtz ..... D6/626  
D578,801 S \* 10/2008 Kirtz ..... D6/407  
D585,899 S \* 2/2009 Shek ..... D14/435  
D603,224 S \* 11/2009 Luft ..... D7/553.8  
D615,320 S \* 5/2010 Griffin ..... D6/407  
D649,388 S \* 11/2011 Marriott ..... D6/626  
D685,110 S \* 6/2013 Lusin ..... D25/68  
D785,347 S \* 5/2017 Clark ..... D6/330  
D810,321 S \* 2/2018 Heffernan ..... D25/68

(21) Appl. No.: **29/719,692**  
(22) Filed: **Jan. 7, 2020**

\* cited by examiner

*Primary Examiner* — Kelley A Donnelly  
(74) *Attorney, Agent, or Firm* — Collard & Roe, P.C.

(30) **Foreign Application Priority Data**

Jul. 11, 2019 (EM) ..... 006621868-0007

(51) **LOC (13) Cl.** ..... **07-01**  
(52) **U.S. Cl.**  
USPC ..... **D7/554.4**

(57) **CLAIM**

The ornamental design for a tray, as shown and described.

(58) **Field of Classification Search**  
USPC ..... D7/500, 543, 550.1, 552.1, 554.3, 554.4,  
D7/601–602; D3/201, 304, 307, 308,  
D3/309, 315; D6/406.1, 406.2, 406.3,  
D6/406.4, 406.5, 406.6  
CPC .... A47G 23/06; A47G 23/08; A47G 23/0208;  
A47G 23/0633; A47G 23/0683; B25H  
3/06; A47B 23/00  
See application file for complete search history.

**DESCRIPTION**

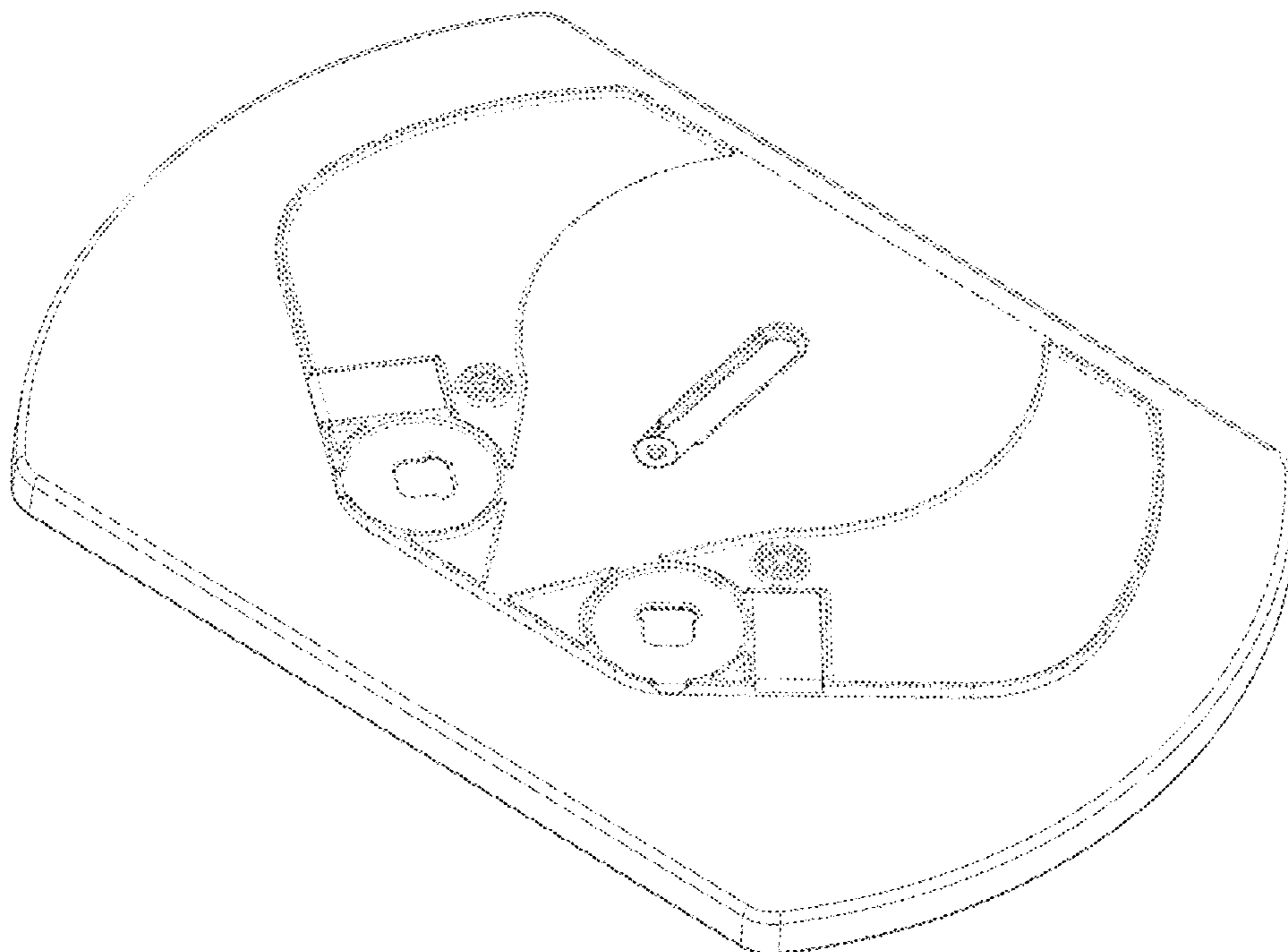
FIG. 1 is a bottom, front and left side perspective view of a tray, showing my new design;  
FIG. 2 is a top view thereof;  
FIG. 3 is a bottom view thereof;  
FIG. 4 is a front view thereof;  
FIG. 5 is a rear view thereof;  
FIG. 6 is a right side view thereof, with the right side being a mirror image thereof; and,  
FIG. 7 is a top, rear and right side perspective view thereof.  
The features shown in broken lines depict portions of the tray that form no part of the claimed design.

(56) **References Cited**

**U.S. PATENT DOCUMENTS**

D273,996 S \* 5/1984 Rasler ..... D25/68  
D288,513 S \* 3/1987 Shelly ..... D6/707.16

**1 Claim, 6 Drawing Sheets**



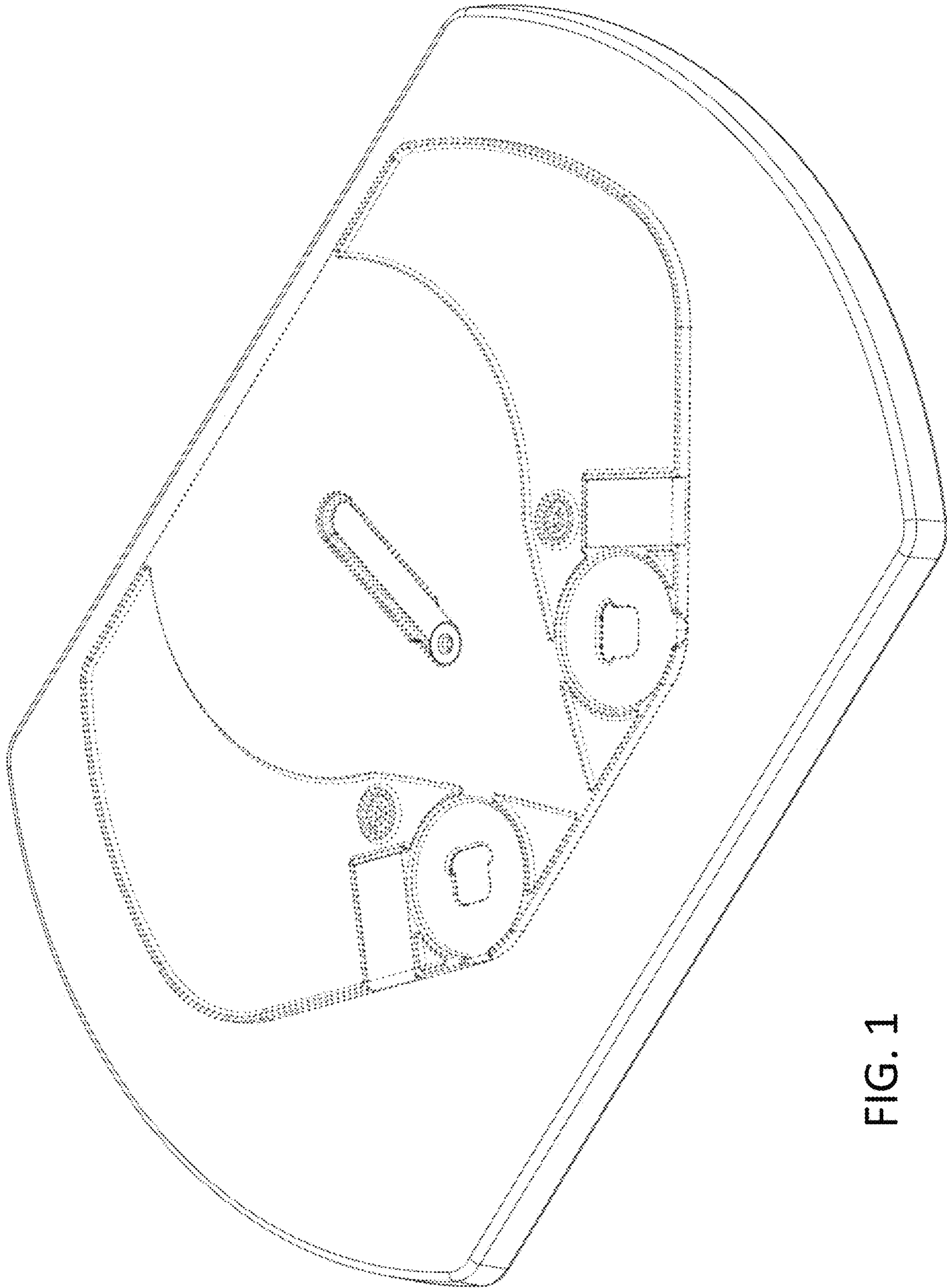


FIG. 1

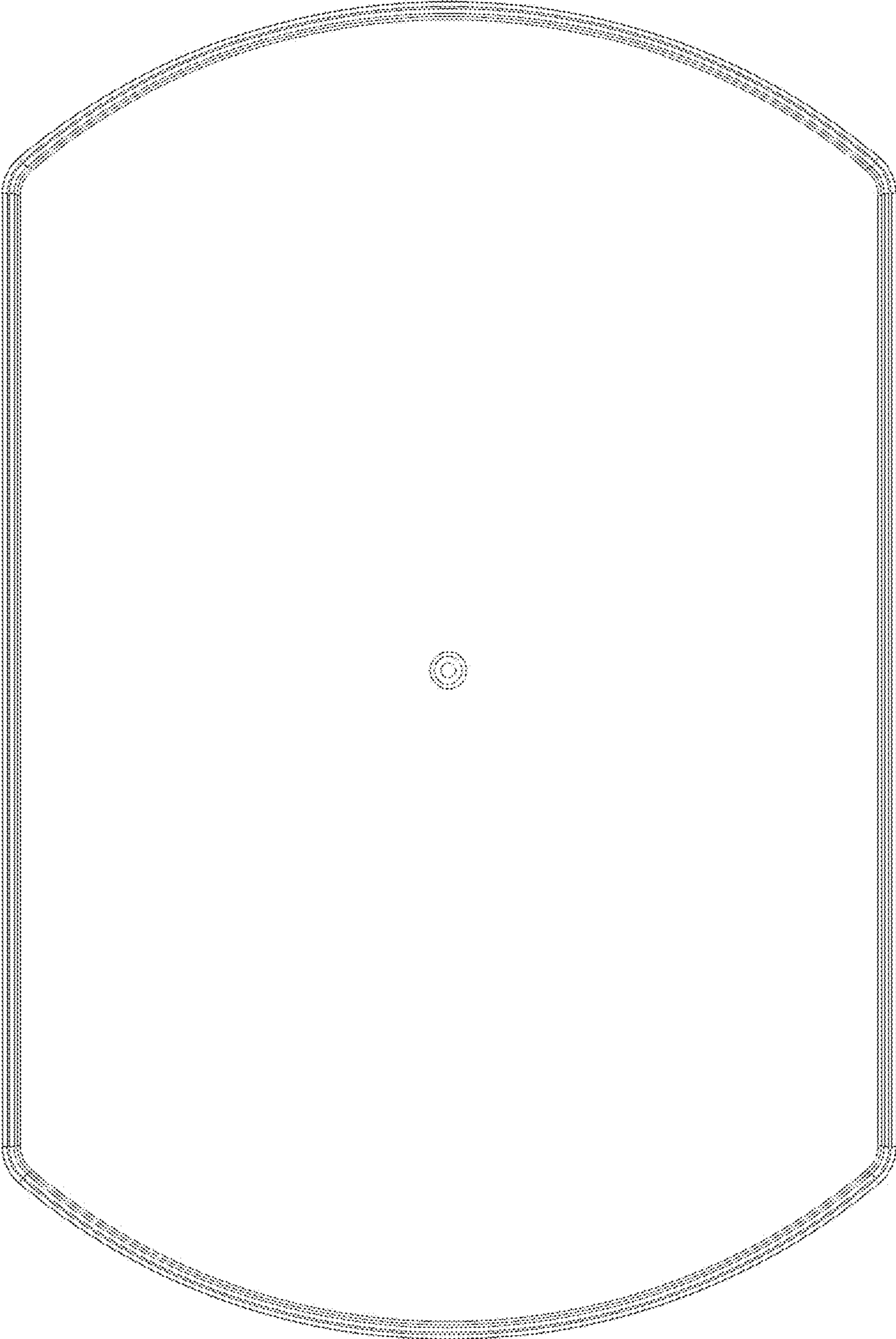


FIG. 2

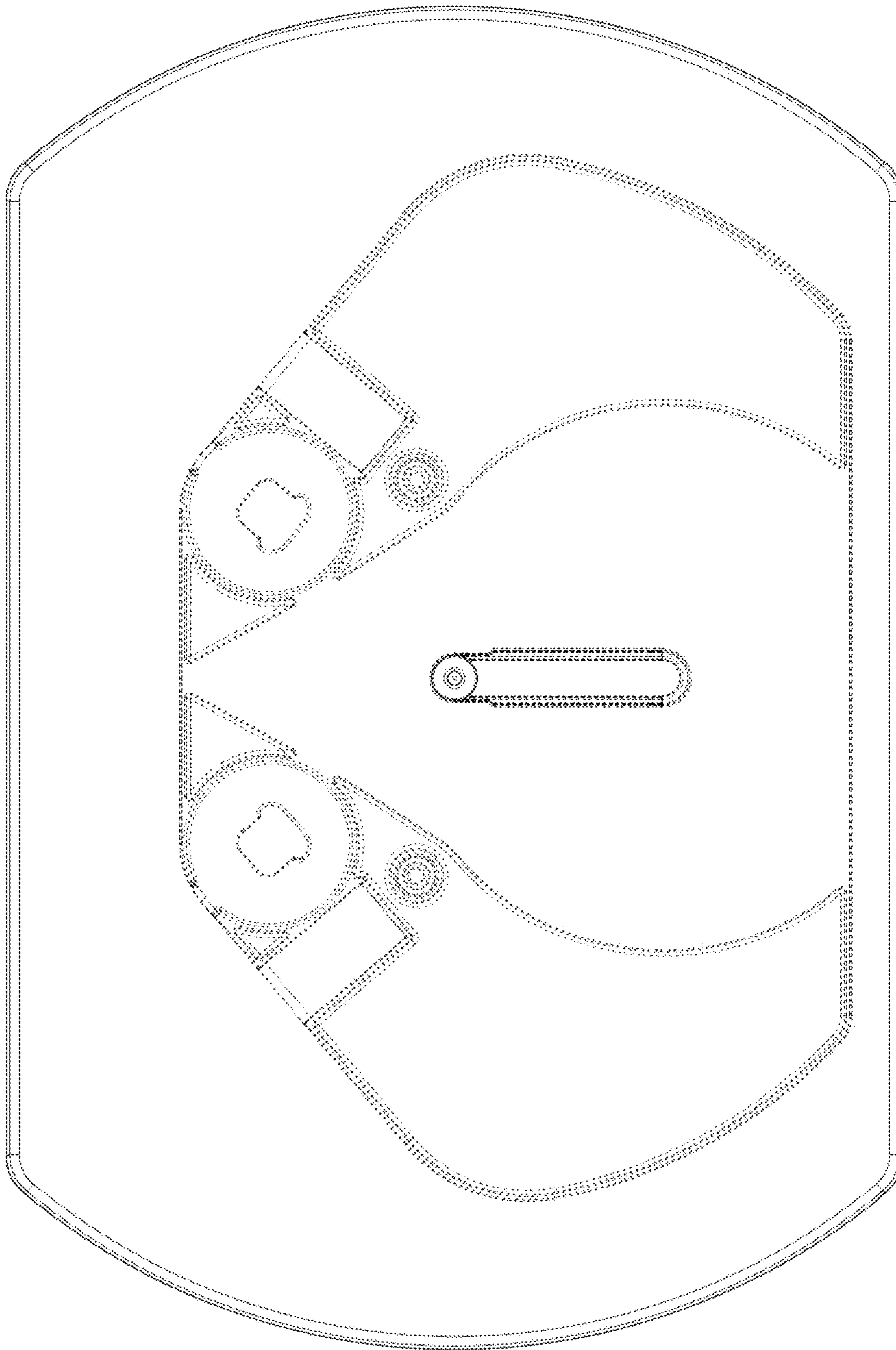


FIG. 3




FIG. 4

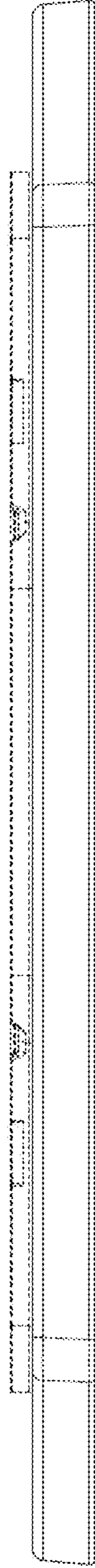


FIG. 5




FIG. 6

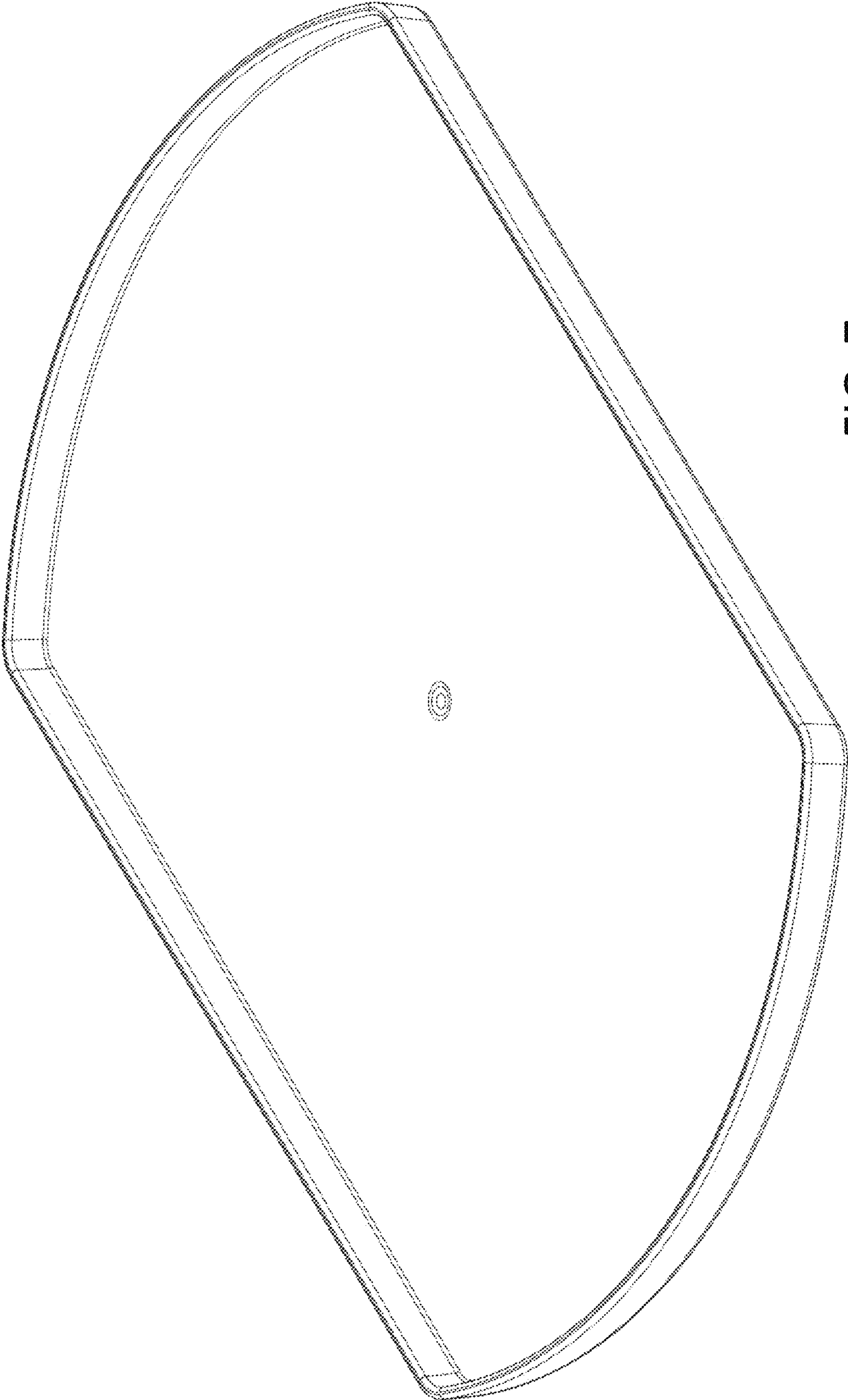


FIG. 7