



US00D921402S

(12) **United States Design Patent**
Young

(10) **Patent No.:** **US D921,402 S**
(45) **Date of Patent:** **** Jun. 8, 2021**

(54) **ENTERTAINMENT SHELF UNIT**

(71) Applicant: **Robert C. Young**, Aurora, CO (US)

(72) Inventor: **Robert C. Young**, Aurora, CO (US)

(**) Term: **15 Years**

(21) Appl. No.: **29/707,778**

(22) Filed: **Oct. 1, 2019**

(51) **LOC (13) Cl.** **06-06**

(52) **U.S. Cl.**
USPC **D6/678.1**

(58) **Field of Classification Search**
USPC D6/672, 673, 675, 675.1, 678, 678.1,
D6/682, 682.3, 682.4

(Continued)

(56) **References Cited**

U.S. PATENT DOCUMENTS

D243,377 S * 2/1977 Moore D6/662.1
D508,800 S * 8/2005 Sexton D6/677.1

(Continued)

Primary Examiner — Kelley A Donnelly

(74) *Attorney, Agent, or Firm* — Merchant & Gould P.C.

(57) **CLAIM**

The ornamental design for an entertainment shelf unit, as shown and described.

DESCRIPTION

FIG. 1 is a perspective view of a first aspect of an entertainment shelf unit showing a new design.

FIG. 2 is a front view of a first aspect of an entertainment shelf unit showing a new design.

FIG. 3 is a back view of a first aspect of an entertainment shelf unit showing a new design.

FIG. 4 is a right side view of a first aspect of an entertainment shelf unit showing a new design.

FIG. 5 is a left side view of a first aspect of an entertainment shelf unit showing a new design.

FIG. 6 is a top view of a first aspect of an entertainment shelf unit showing a new design.

FIG. 7 is a bottom view of a first aspect of an entertainment shelf unit showing a new design.

FIG. 8 is a perspective view of a second aspect of an entertainment shelf unit showing a new design.

FIG. 9 is a front view of a second aspect of an entertainment shelf unit showing a new design.

FIG. 10 is a back view of a second aspect of an entertainment shelf unit showing a new design.

FIG. 11 is a right side view of a second aspect of an entertainment shelf unit showing a new design.

FIG. 12 is a left side view of a second aspect of an entertainment shelf unit showing a new design.

FIG. 13 is a top view of a second aspect of an entertainment shelf unit showing a new design.

FIG. 14 is a bottom view of a second aspect of an entertainment shelf unit showing a new design.

FIG. 15 is a perspective view of a third aspect of an entertainment shelf unit showing a new design.

FIG. 16 is a front view of a third aspect of an entertainment shelf unit showing a new design.

FIG. 17 is a back view of a third aspect of an entertainment shelf unit showing a new design.

FIG. 18 is a right side view of a third aspect of an entertainment shelf unit showing a new design.

FIG. 19 is a left side view of a third aspect of an entertainment shelf unit showing a new design.

FIG. 20 is a top view of a third aspect of an entertainment shelf unit showing a new design.

FIG. 21 is a bottom view of a third aspect of an entertainment shelf unit showing a new design.

FIG. 22 is a perspective view of a fourth aspect of an entertainment shelf unit showing a new design.

FIG. 23 is a front view of a fourth aspect of an entertainment shelf unit showing a new design.

FIG. 24 is a back view of a fourth aspect of an entertainment shelf unit showing a new design.

FIG. 25 is a right side view of a fourth aspect of an entertainment shelf unit showing a new design.

FIG. 26 is a left side view of a fourth aspect of an entertainment shelf unit showing a new design.

(Continued)




FIG. 27 is a top view of a fourth aspect of an entertainment shelf unit showing a new design; and,
FIG. 28 is a bottom view of a fourth aspect of an entertainment shelf unit showing a new design.

1 Claim, 20 Drawing Sheets

(58) **Field of Classification Search**

CPC A47B 81/06; A47B 83/00; A47B 96/00;
A47B 96/02; A47F 3/00; A47F 3/06;
A47F 5/0018; A47F 5/0025

See application file for complete search history.

(56) **References Cited**

U.S. PATENT DOCUMENTS

D516,837	S *	3/2006	Niu	D6/678.1
D519,755	S *	5/2006	Luong	D14/129
D539,273	S *	3/2007	Fujii	D14/239
D544,253	S *	6/2007	Fujii	D6/678.1
D590,636	S *	4/2009	Ou Yang	D6/678.1
8,418,861	B1 *	4/2013	Weaver	A47B 57/20 211/90.02
8,657,133	B2 *	2/2014	McGowan	A47B 81/06 211/189

* cited by examiner




FIG. 1




FIG. 2




FIG. 3

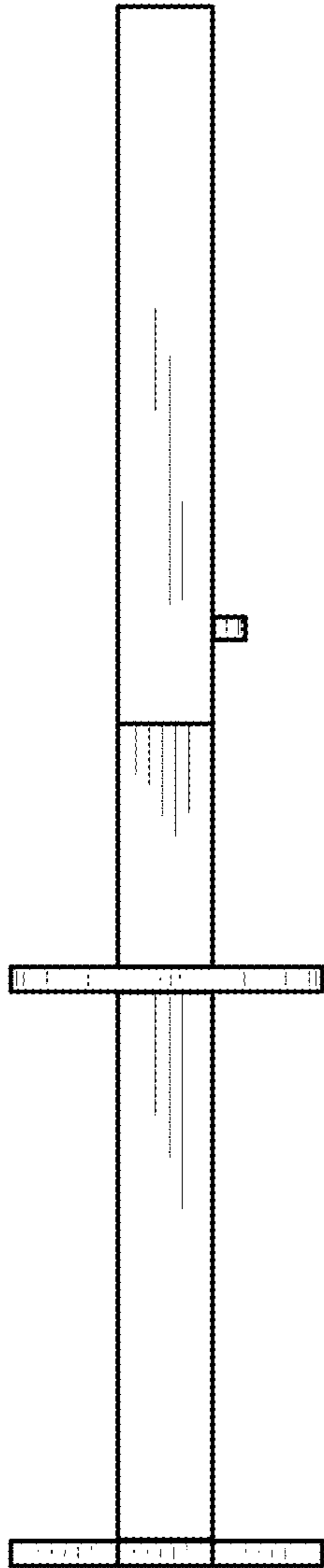


FIG. 4

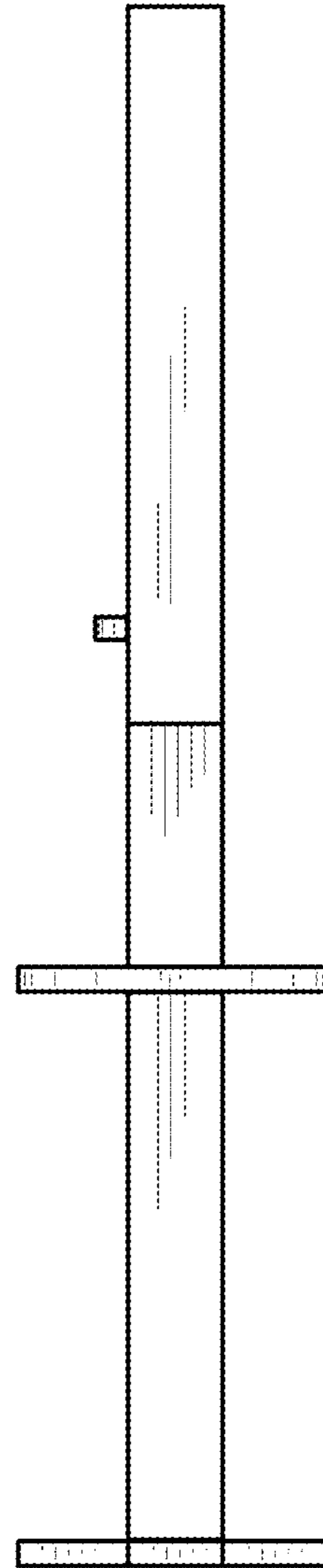


FIG. 5

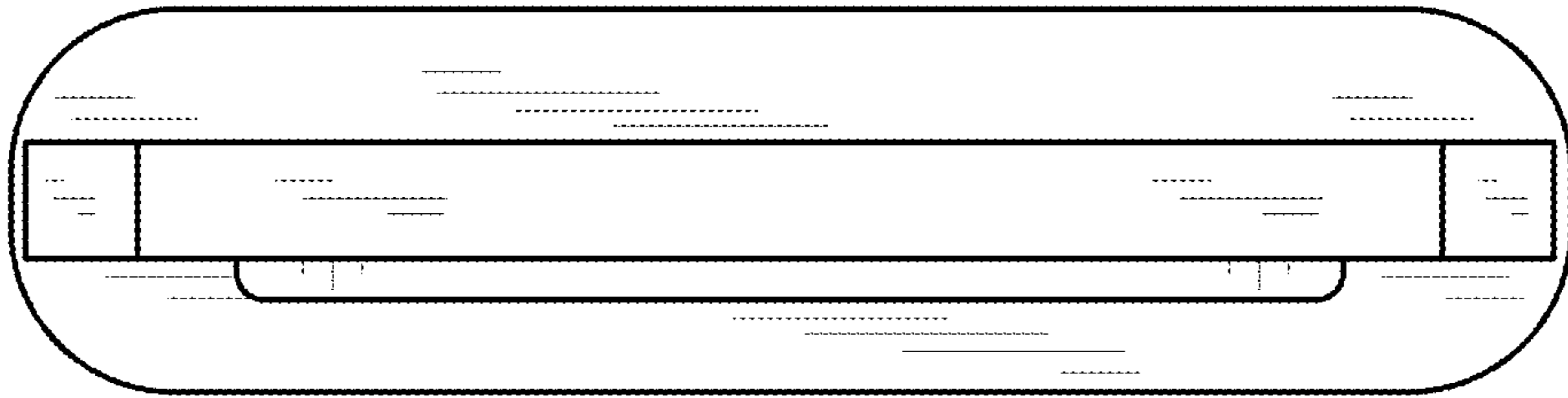


FIG. 6

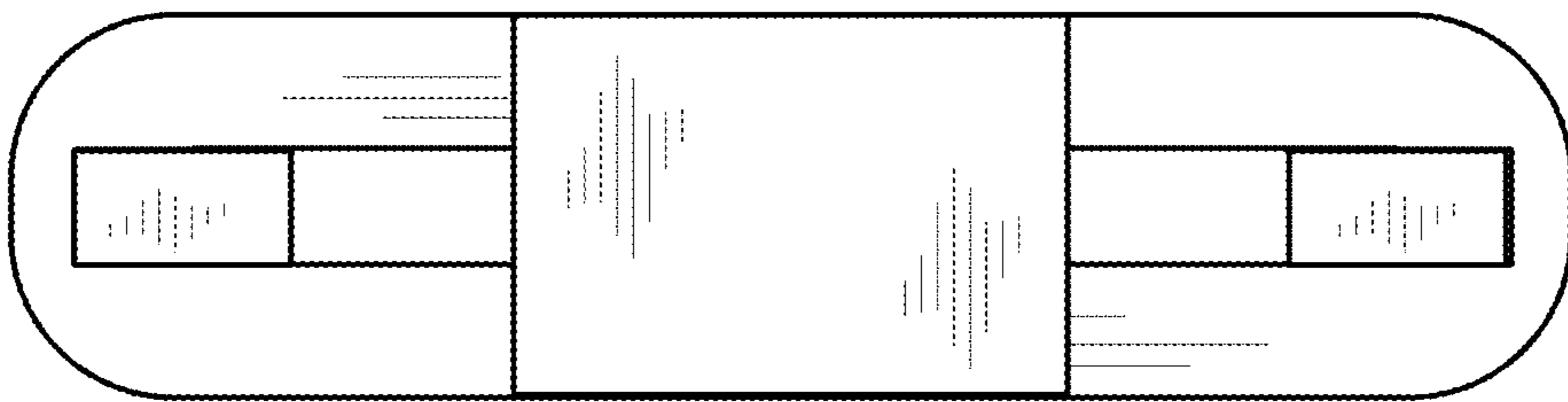


FIG. 7




FIG. 8




FIG. 9




FIG. 10

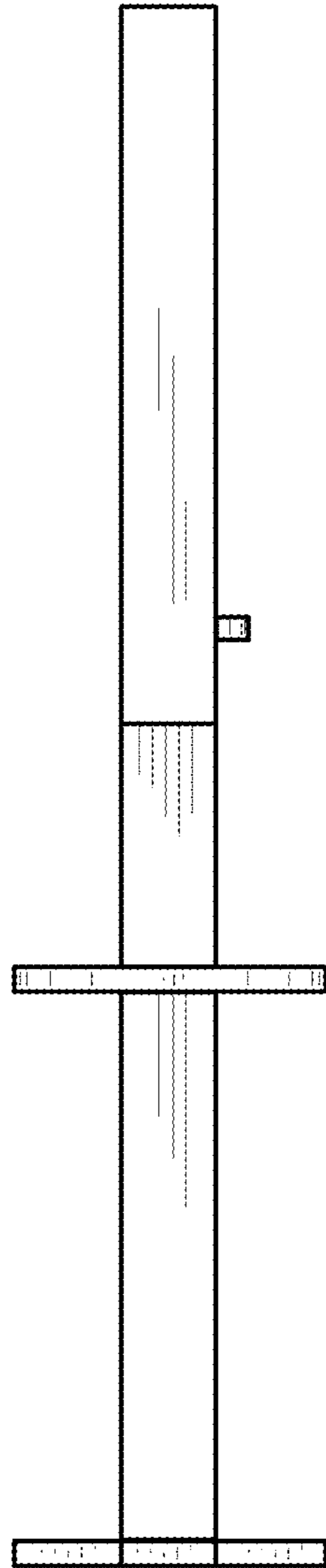


FIG. 11

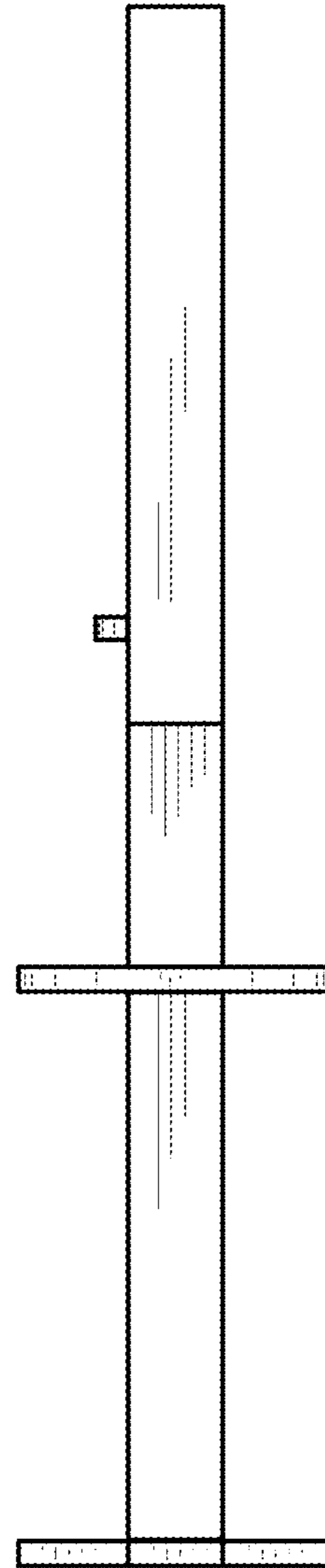


FIG. 12

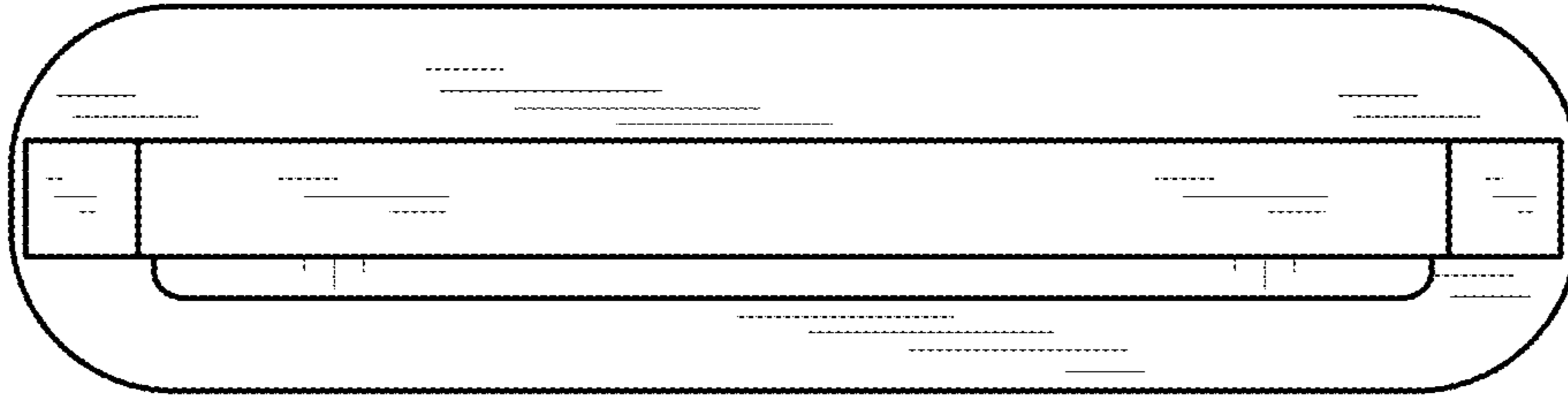


FIG. 13

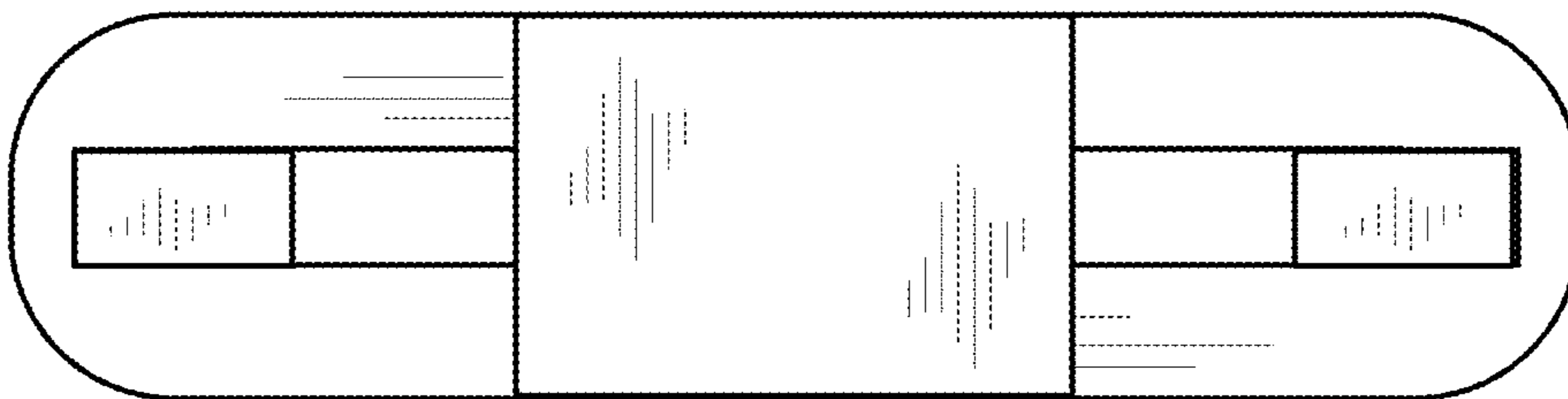


FIG. 14




FIG. 15




FIG. 16




FIG. 17

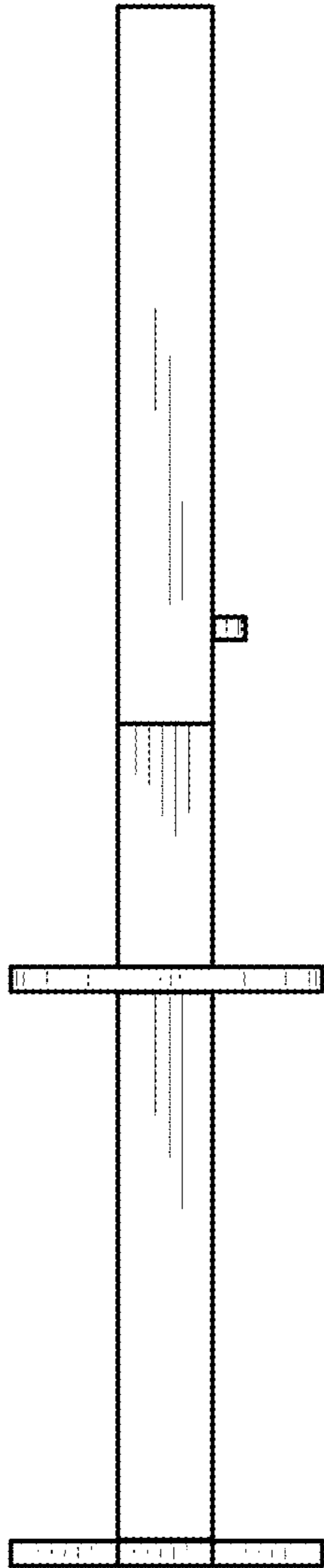


FIG. 18

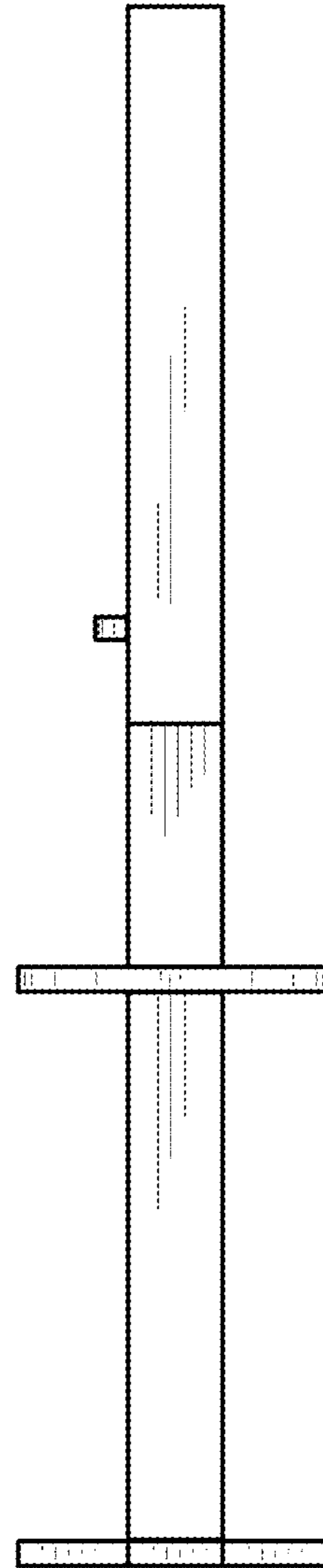


FIG. 19

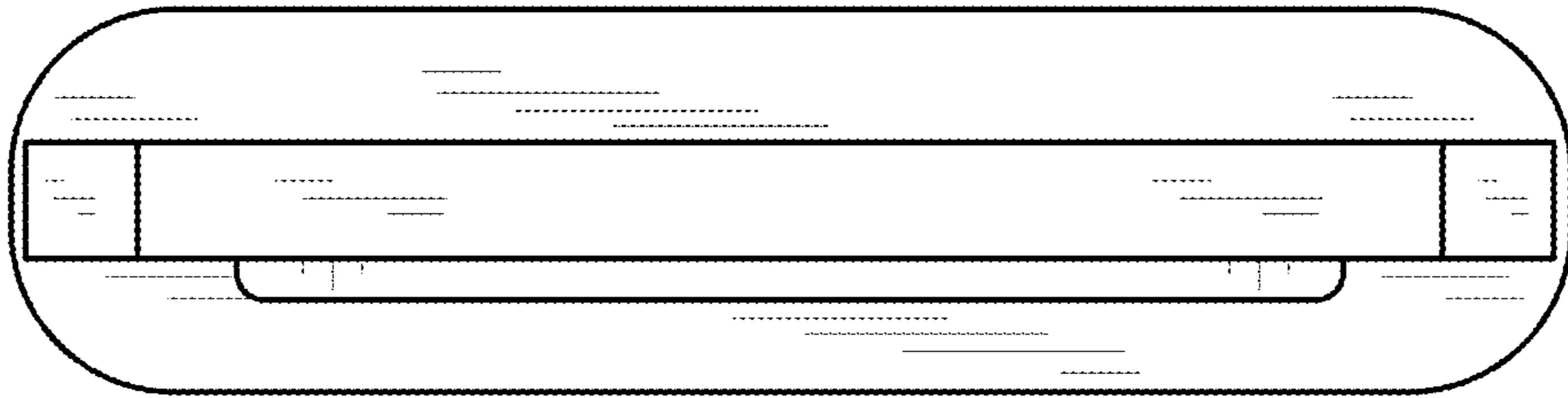


FIG. 20

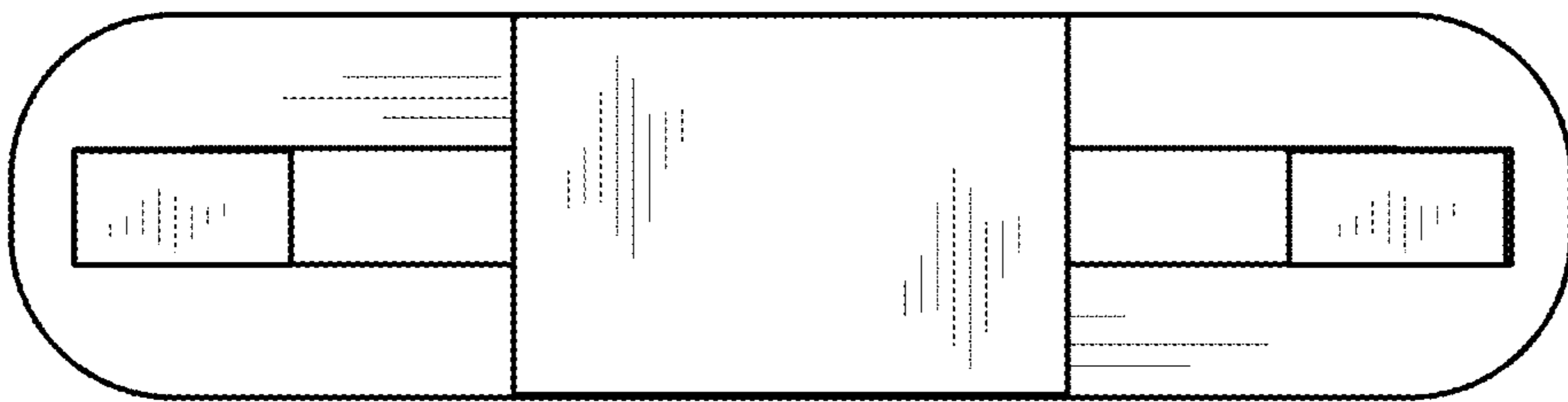


FIG. 21




FIG. 22

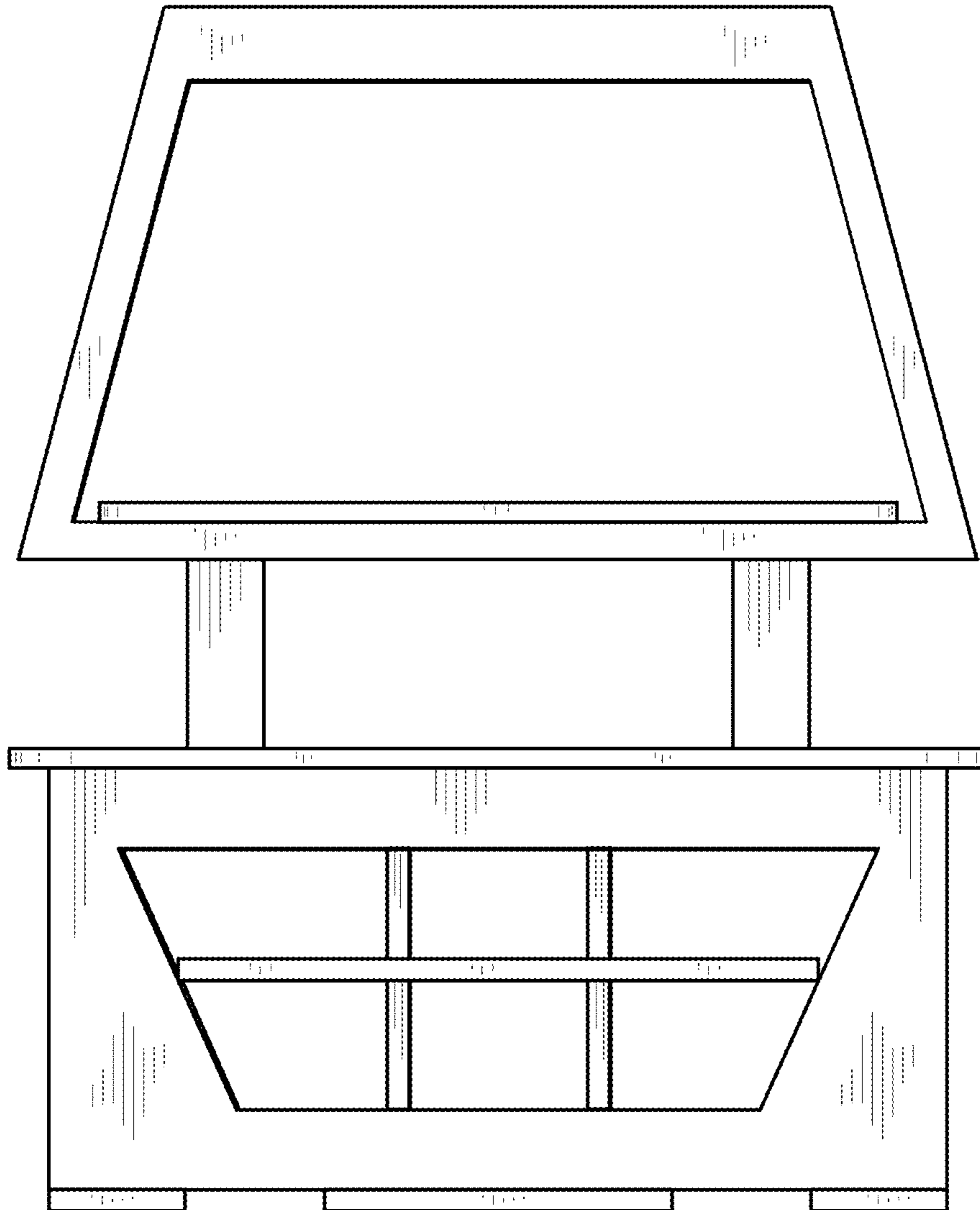


FIG. 23

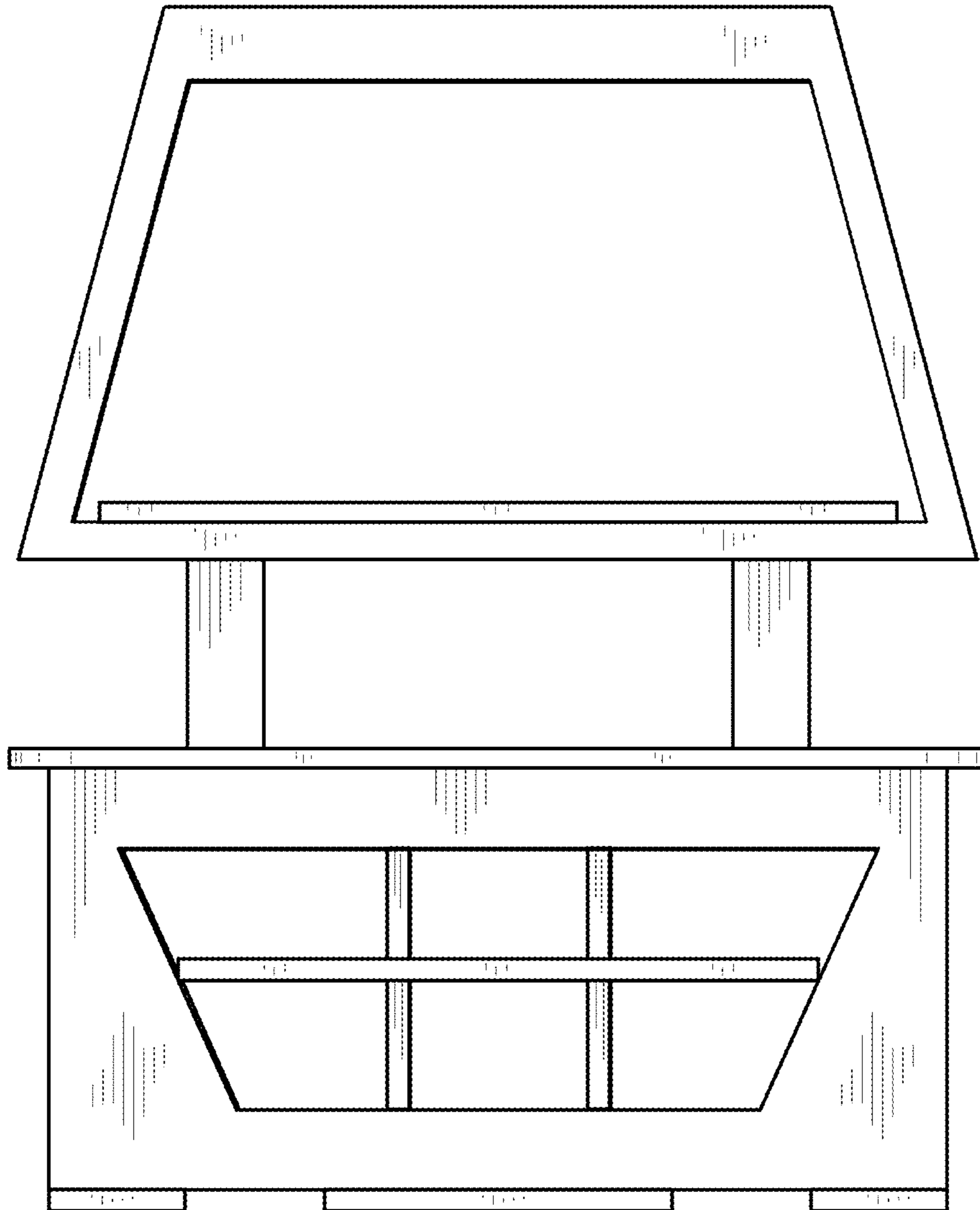


FIG. 24

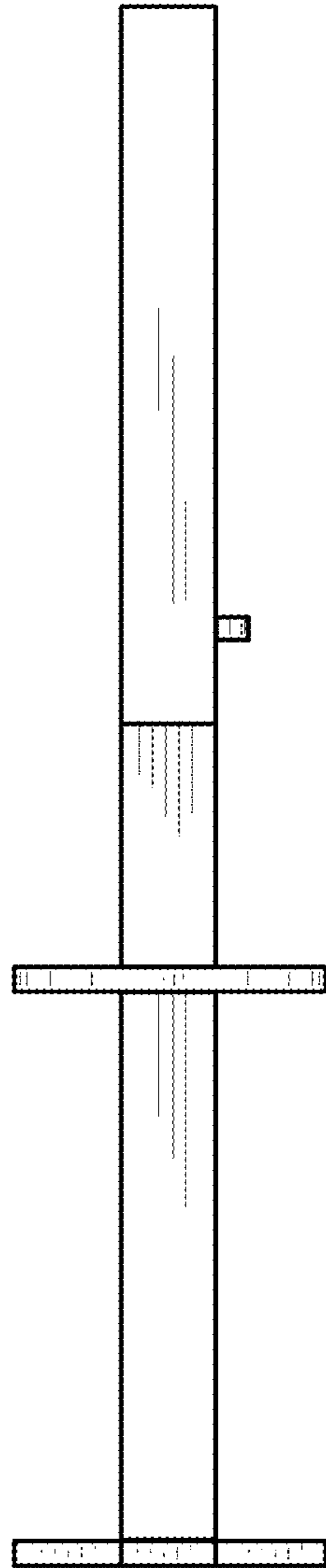


FIG. 25

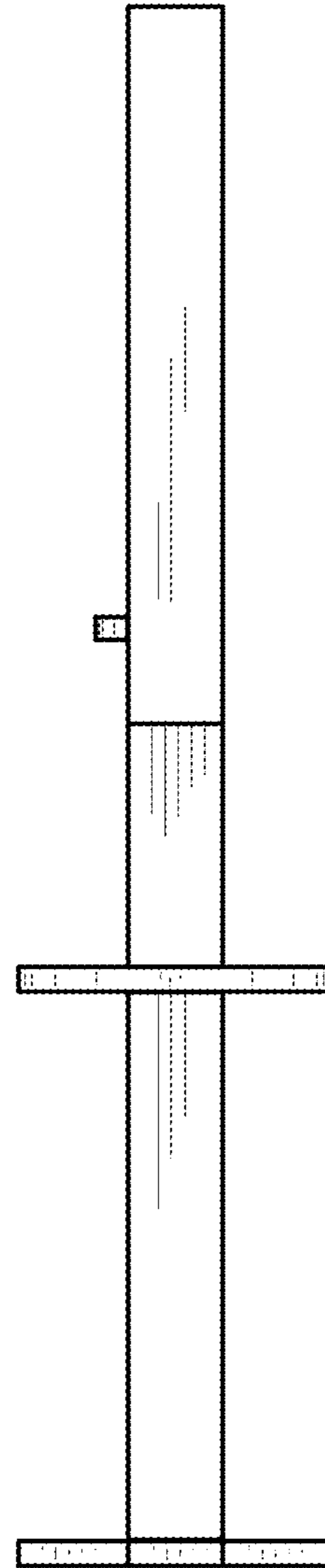


FIG. 26

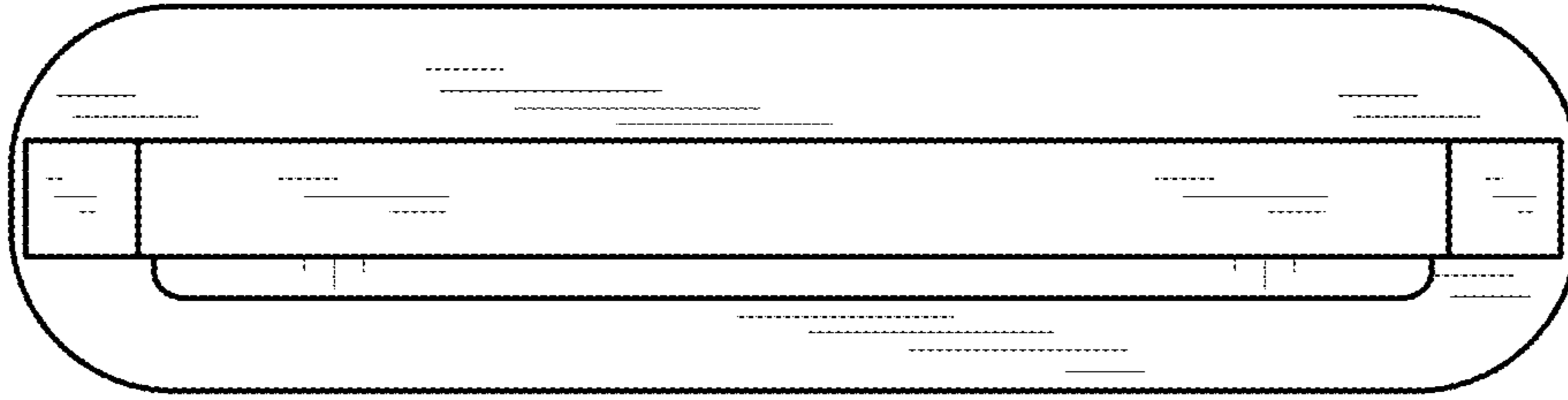


FIG. 27

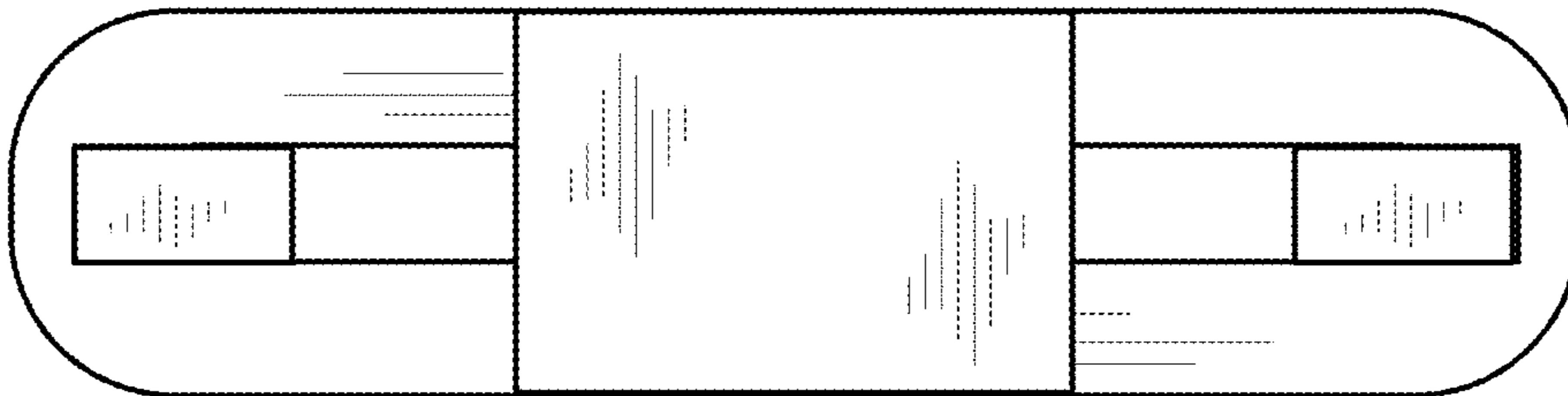


FIG. 28