



US00D921401S

(12) **United States Design Patent**
Kriesel et al.

(10) **Patent No.:** **US D921,401 S**
(45) **Date of Patent:** **** Jun. 8, 2021**

(54) **ORGANIZING DEVICE**

(71) Applicant: **Tak Logic, LLC**, Ettrick, WI (US)

(72) Inventors: **Matthew Kriesel**, Ettrick, WI (US);
Troy Goodenough, Ettrick, WI (US)

(73) Assignee: **TAK Logic, Inc.**, Ettrick, WI (US)

(**) Term: **15 Years**

(21) Appl. No.: **29/722,000**

(22) Filed: **Jan. 24, 2020**

(51) **LOC (13) Cl.** **06-06**

(52) **U.S. Cl.**
USPC **D6/678**

(58) **Field of Classification Search**
USPC D6/657, 661, 661.3, 663, 668, 672, 678,
D6/691, 691.3, 691.4, 695, 695.2
CPC A47F 3/00; A47F 3/10; A47F 3/14; A47F
5/0018; A47F 5/00; A47F 5/0043; A47F
5/02; A47F 5/04

See application file for complete search history.

D430,446 S * 9/2000 Romich D6/677.1
D437,510 S * 2/2001 Romich D6/677
D453,883 S * 2/2002 Conde D6/677.1
D455,577 S * 4/2002 Wilson, Jr. D6/677.1
D480,581 S * 10/2003 Searer D6/677.1
D542,706 S * 5/2007 Prenatt D11/152
D603,187 S * 11/2009 Conway D6/677.1
D617,579 S * 6/2010 Biraghi D6/680
D634,476 S * 3/2011 Greiner D28/73
D652,462 S * 1/2012 Sun D21/706
D656,758 S * 4/2012 Snider D6/677.2
D673,865 S * 1/2013 DeBusk D9/761
D726,459 S * 4/2015 Hawkins D6/683.1
D741,631 S * 10/2015 Bertault D6/677

(Continued)

Primary Examiner — Kelley A Donnelly
(74) *Attorney, Agent, or Firm* — Polsinelli PC

(57) **CLAIM**

The ornamental design for an organizing device, as shown and described.

DESCRIPTION

FIG. 1 is an isometric view of an organizing device showing our new design.

FIG. 2 is another isometric view of the organizing device.

FIG. 3 is a top view thereof.

FIG. 4 is a bottom view thereof.

FIG. 5 is a left side view thereof.

FIG. 6 is a right side view thereof.

FIG. 7 is a front view thereof.

FIG. 8 is a back view thereof; and,

FIG. 9 is a cross-sectional view of the organizing device taken along the line 9-9 shown in FIG. 3 showing a relationship of a liner within a tray.

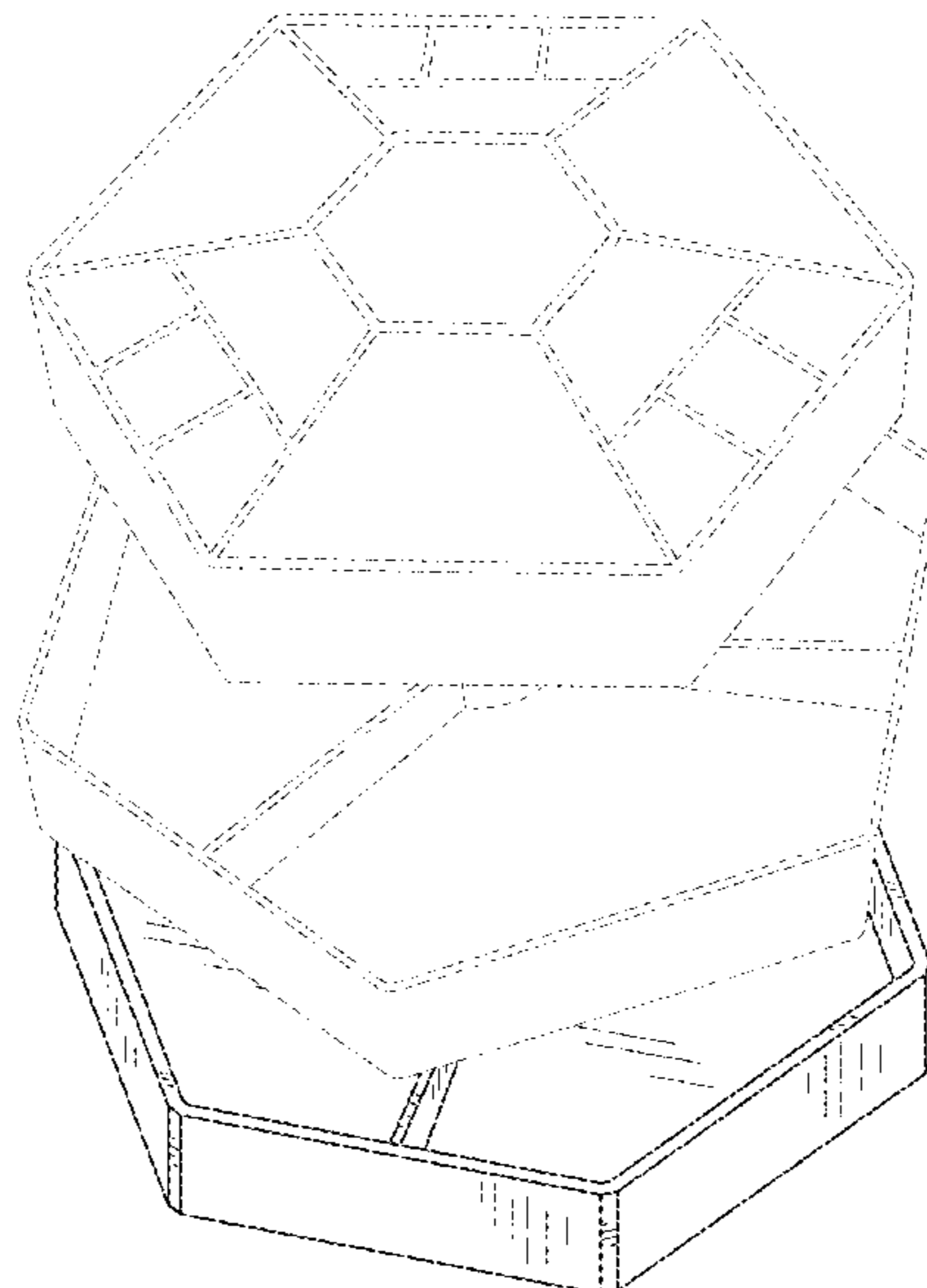
The broken lines shown in the Figures show portions of the organizing device that form no part of the claimed design. The shade lines in the Figures show contour and do not claim surface ornamentation or treatment.

(56) **References Cited**

U.S. PATENT DOCUMENTS

D160,688 S * 10/1950 Brock D7/501
D207,284 S * 3/1967 Trogan D6/680
D209,240 S * 11/1967 Plogsted D9/755
3,675,620 A * 7/1972 Baustin A61J 7/04
116/308
D244,471 S * 5/1977 Cicci D11/143
D249,608 S * 9/1978 Wright D6/678.1
4,736,856 A * 4/1988 Alneng A47F 5/05
211/131.1
4,945,061 A * 7/1990 Iskander C12M 23/10
435/305.1
D325,281 S * 4/1992 Jordan D3/302
D345,473 S * 3/1994 Grundmann F16M 11/18
D6/678
D407,920 S * 4/1999 Duffield D6/677.1

1 Claim, 7 Drawing Sheets



(56)

References Cited

U.S. PATENT DOCUMENTS

D759,408 S *	6/2016	Denby	D6/677
D793,129 S *	8/2017	Bertault	D6/677.1
D793,130 S *	8/2017	Ellison	D6/677.1
D795,311 S *	8/2017	Kraemer	D15/89
D805,893 S *	12/2017	Shirosawa	D9/430
D854,323 S *	7/2019	Calhoun	D3/304
D863,055 S *	10/2019	Hudson	D9/430
D868,511 S *	12/2019	McBride	D6/677.1
D893,222 S *	8/2020	Tseng	D6/678
D896,655 S *	9/2020	Hudson	D9/559
2003/0196978 A1 *	10/2003	Humphrey	A47F 5/02 211/163
2008/0134551 A1 *	6/2008	Conforti	G09F 23/06 40/506

* cited by examiner

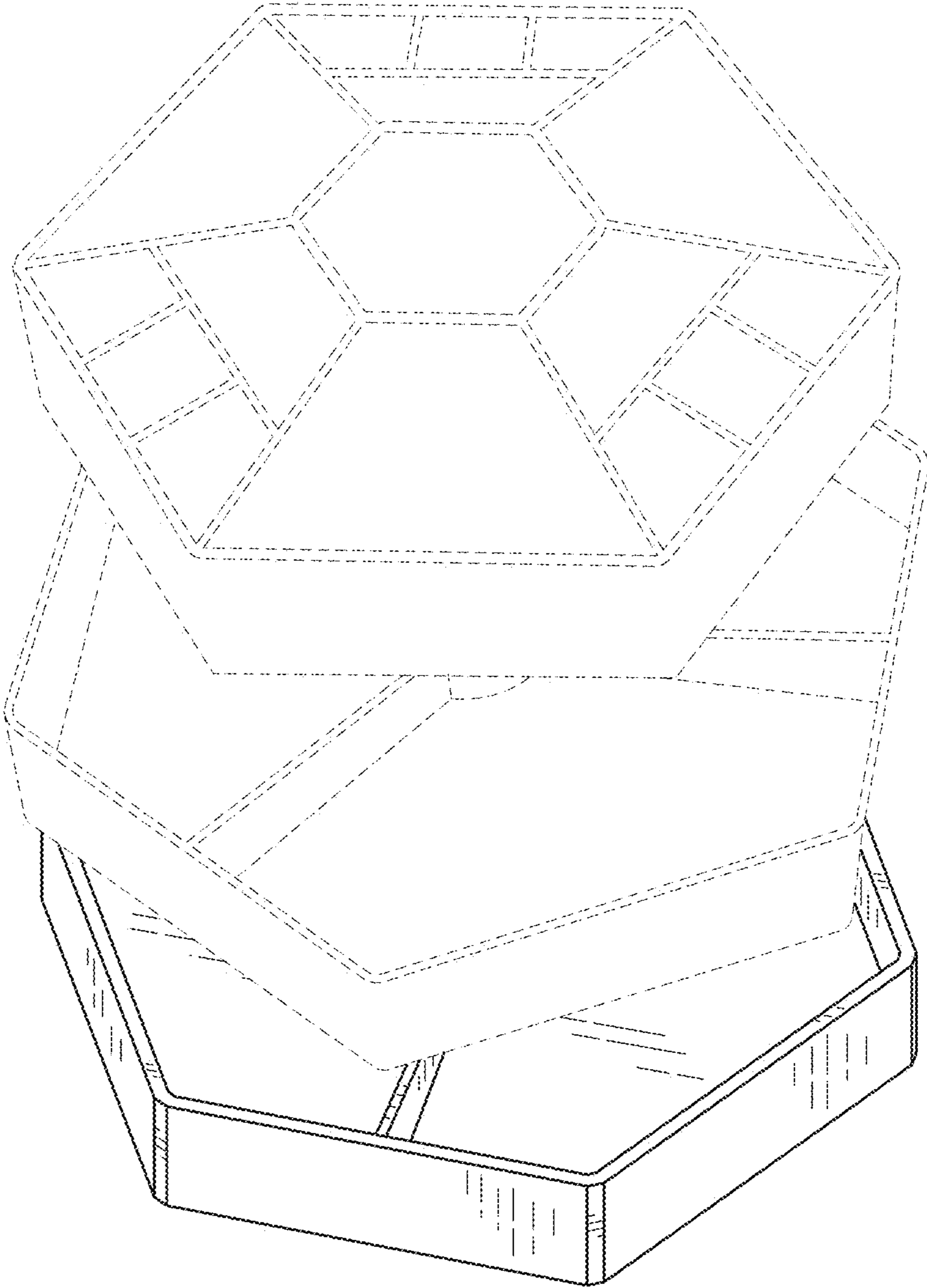


FIG.1

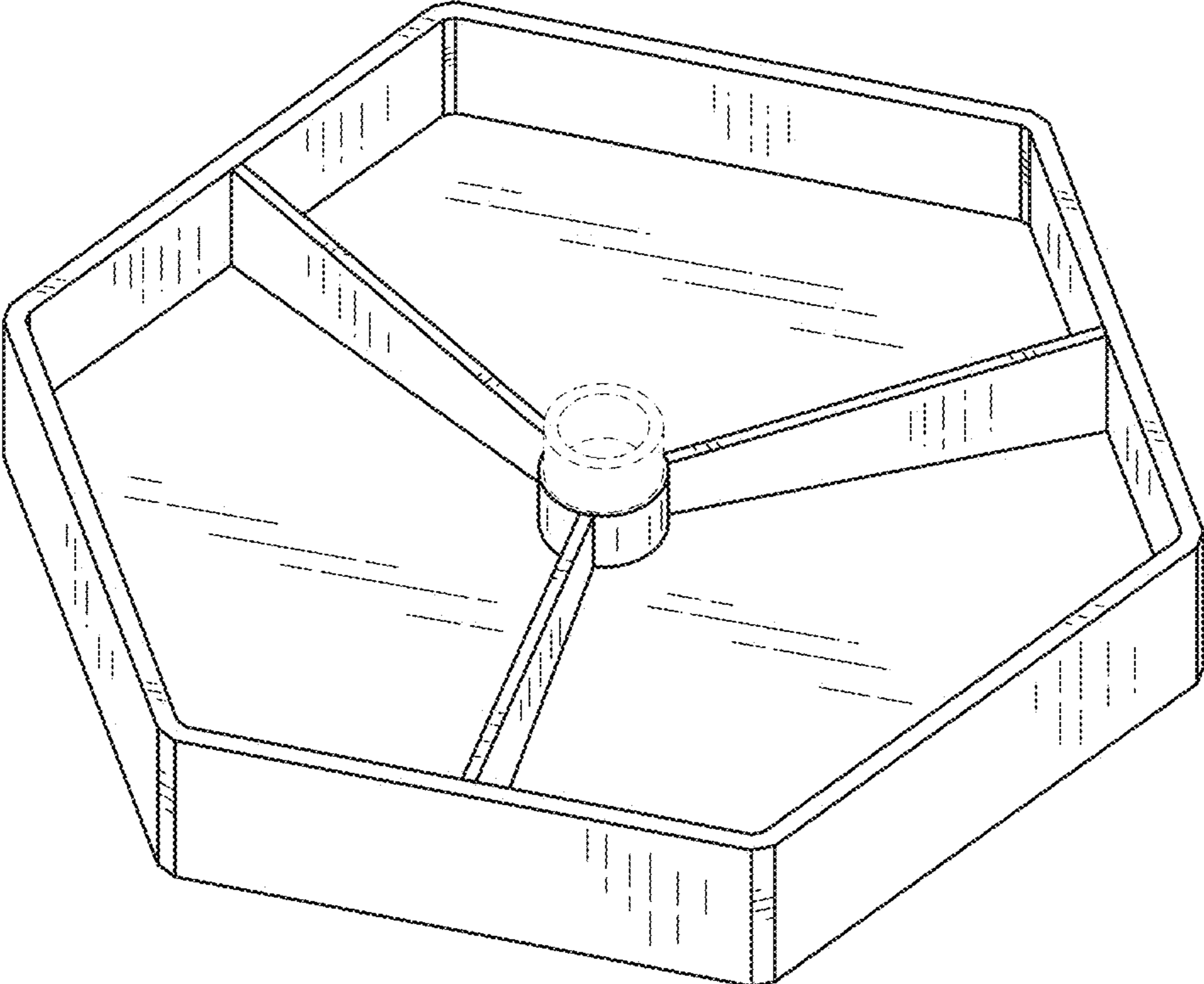


FIG.2

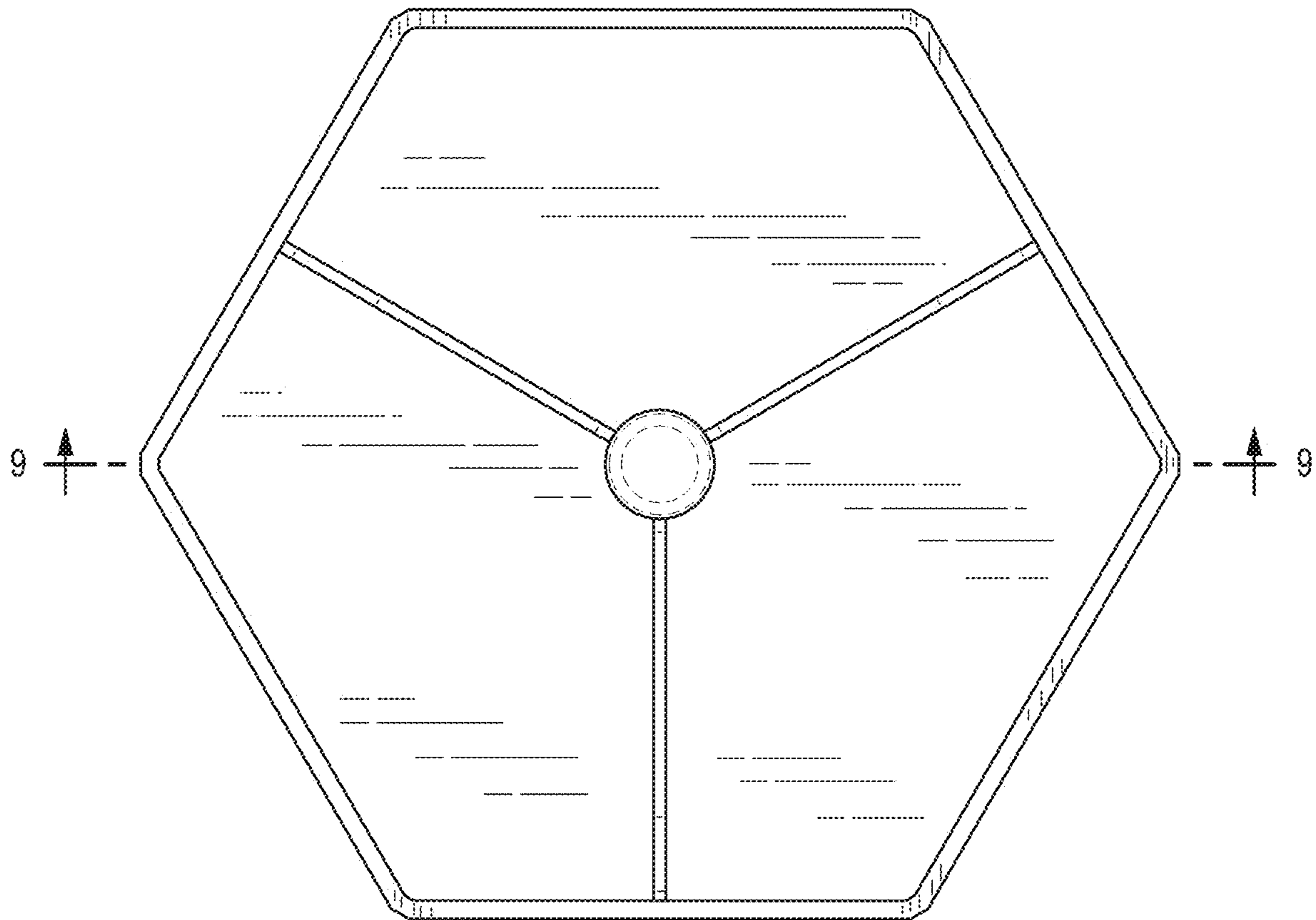


FIG.3

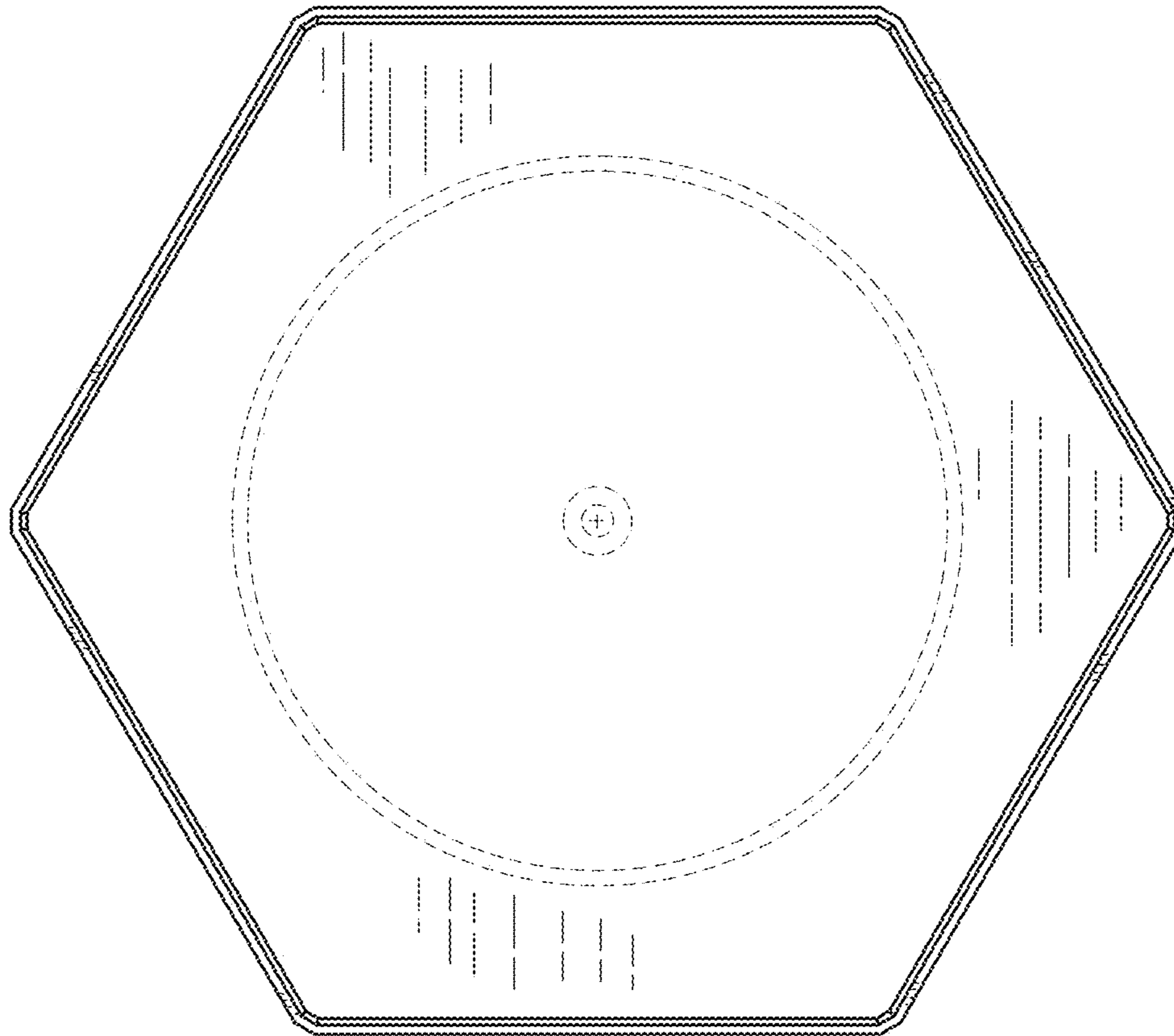


FIG.4



FIG.5



FIG.6

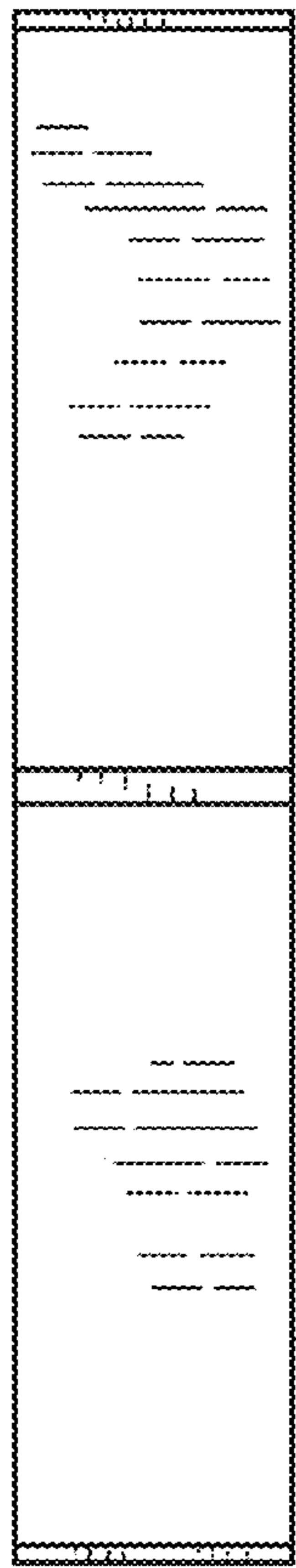


FIG. 7

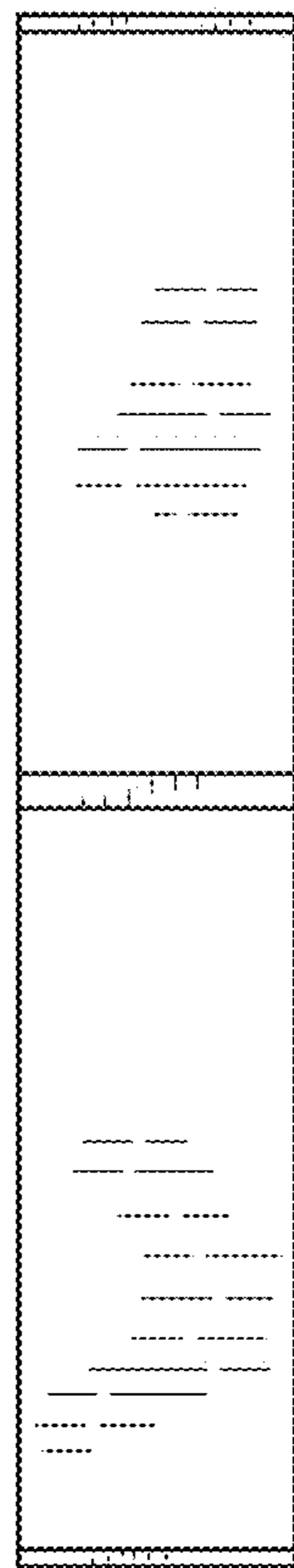


FIG. 8

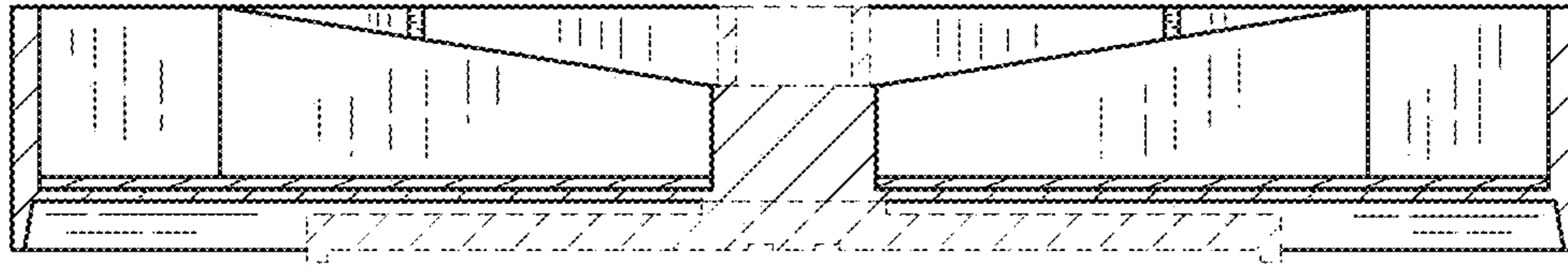


FIG.9