



US00D921400S

(12) **United States Design Patent** (10) **Patent No.:** **US D921,400 S**
He (45) **Date of Patent:** **** Jun. 8, 2021**

(54) **INFLATABLE SLEEPING MAT**

(71) Applicant: **Lili He, Hechi (CN)**

(72) Inventor: **Lili He, Hechi (CN)**

(**) Term: **15 Years**

(21) Appl. No.: **29/768,856**

(22) Filed: **Feb. 1, 2021**

(51) **LOC (13) Cl.** **06-09**

(52) **U.S. Cl.**
USPC **D6/604**

(58) **Field of Classification Search**
USPC D6/595, 596, 597, 600, 601, 603, 604,
D6/605, 606, 608; D24/183, 185, 234;
D21/803, 804, 805, 809
CPC A47G 2009/1018; A47G 2009/003; A47G
9/0253; A47G 9/10; A47G 9/1027; A47G
9/1036; A47G 9/1054; A47G 9/1063;
A47G 9/1072; A47G 9/1081; A47G
9/109; A45F 4/06; A47C 21/06; A47C
7/18; A47C 20/00; A47C 17/80; A47C
17/82; A47C 17/64; A47C 27/00; A47C
27/14; A47C 23/00

See application file for complete search history.

(56) **References Cited**

U.S. PATENT DOCUMENTS

D108,622 S * 3/1938 Johnson D6/604
D314,804 S * 2/1991 Thomas D21/809
D314,805 S * 2/1991 Thomas D21/809
D315,188 S * 3/1991 Thomas D21/809
D315,189 S * 3/1991 Thomas D21/809
D315,388 S * 3/1991 Thomas D21/809
D315,774 S * 3/1991 Thomas D21/809
D365,485 S * 12/1995 Rossman D6/596
D407,785 S * 4/1999 Scheurer D21/809
D444,550 S * 7/2001 Cobbs D23/304
D455,036 S * 4/2002 Ku D6/604
D484,728 S 1/2004 Ku
8,281,436 B2 * 10/2012 Spahn A61G 7/05769
5/706

D802,336 S * 11/2017 Shir D6/605
D830,728 S * 10/2018 Maxfield D6/595
D830,736 S * 10/2018 Adumitresi D6/604
D840,717 S 2/2019 Lu
D846,915 S * 4/2019 Huang D6/604
D880,904 S * 4/2020 Hua D6/604

(Continued)

FOREIGN PATENT DOCUMENTS

CN 305176814 * 5/2019
CN 305310271 * 8/2019

(Continued)

OTHER PUBLICATIONS

Google search: "inflatable sleeping pad" [site visited Apr. 24, 2021]:
https://www.google.com/search?q=inflatable+sleeping+pad&sxsrf=ALeKk02GDd6nnRF8d5jKhvZf23Vo215-pQ:1619280293246&source=lnms&tbm=isch&sa=X&ved=2ahUKEwiMpK6VoZfwAhUTVs0KHV_XAvgQ_AUoAnoECAEQBA&biw=1200&bih=1777 (Year: 2021).*

(Continued)

Primary Examiner — Sanjeev Paul


(57) **CLAIM**

The ornamental design for an inflatable sleeping mat, as shown and described.

DESCRIPTION

FIG. 1 is a perspective view of an inflatable sleeping mat showing my new design;
FIG. 2 is another perspective view thereof;
FIG. 3 is a front elevational view thereof;
FIG. 4 is a rear elevational view thereof;
FIG. 5 is a left side elevational view thereof;
FIG. 6 is a right side elevational view thereof;
FIG. 7 is a top plan view thereof; and,
FIG. 8 is a bottom plan view thereof.

1 Claim, 8 Drawing Sheets



(56)

References Cited

U.S. PATENT DOCUMENTS

D883,715 S * 5/2020 Zhu D6/604
D897,740 S * 10/2020 Tan D6/604
D899,148 S * 10/2020 Liu D6/604
D899,149 S * 10/2020 Tan D6/604
D905,475 S * 12/2020 Zhang D6/604
D906,736 S * 1/2021 Lv D6/604
D911,074 S * 2/2021 He D6/604
D912,439 S * 3/2021 Ou D6/604
2016/0166077 A1* 6/2016 Liu A47C 27/081
5/710

FOREIGN PATENT DOCUMENTS

EM 008085716-0001 * 8/2020
EM 008419071-0001 * 2/2021

OTHER PUBLICATIONS

Google search: "inflatable sleeping mat" [site visited Apr. 24, 2021]:
https://www.google.com/search?q=inflatable+sleeping+mat&sxsrf=ALeKk01QRcblbYFXqjVTE2zpkYeZbbrmA:1619280501751&source=lnms&tbm=isch&sa=X&ved=2ahUKEwilruT4oZfwAhXWK80KHQx3Ba4Q_AUoAnoECAEQBA&biw=1200&bih=1777 (Year: 2021).*

* cited by examiner




FIG. 1



FIG. 2




FIG. 3




FIG. 4




FIG. 5




FIG. 6




FIG. 7



FIG. 8