



US00D921399S

(12) **United States Design Patent**  
**Michover**

(10) **Patent No.:** **US D921,399 S**

(45) **Date of Patent:** **\*\* Jun. 8, 2021**

- (54) **CRIB WEDGE PILLOW SET**
- (71) Applicant: **Niv Zvi Michover**, Petach Tiqwa (IL)
- (72) Inventor: **Niv Zvi Michover**, Petach Tiqwa (IL)
- (\*\*) Term: **15 Years**
- (21) Appl. No.: **29/714,791**
- (22) Filed: **Nov. 26, 2019**
- (51) **LOC (13) Cl.** ..... **06-09**
- (52) **U.S. Cl.**  
USPC ..... **D6/601**
- (58) **Field of Classification Search**  
USPC ..... D6/349, 375, 512, 595, 596, 601, 604,  
D6/611, 715, 716, 716.1; D21/803, 804,  
D21/805, 809; D24/183-185, 234  
CPC ..... A47G 9/10; A47G 9/1009; A47G 9/1018;  
A47G 9/1027; A47G 9/1036; A47G  
9/1045; A47G 9/1063; A47G 9/1072;  
A47G 9/1081; A47G 9/109  
See application file for complete search history.

(56) **References Cited**

**U.S. PATENT DOCUMENTS**

5,899,529	A *	5/1999	Chaucer	.....	B60N 2/2821 224/275
6,230,350	B1 *	5/2001	Goldstein	.....	A47C 20/026 5/636
6,292,964	B1 *	9/2001	Rose	.....	A47G 9/10 5/630
D509,269	S *	9/2005	Decker	.....	D21/686
D578,219	S *	10/2008	Daggett	.....	D24/183
D610,852	S *	3/2010	Rothschild	.....	D6/601
D805,325	S *	12/2017	Chan	.....	D6/601
D872,504	S *	1/2020	Toft	.....	D6/601
D882,296	S *	4/2020	Huang	.....	D6/601

2001/0044968	A1 *	11/2001	Schmitter	.....	A47C 20/00 5/652
2004/0123390	A1 *	7/2004	Takizawa	.....	A47C 20/027 5/630
2014/0189956	A1 *	7/2014	Sosi	.....	A47D 13/08 5/655

\* cited by examiner

*Primary Examiner* — Jennifer L Rempfer  
(74) *Attorney, Agent, or Firm* — The Roy Gross Law Firm, LLC; Roy Gross

(57) **CLAIM**

The ornamental design for crib wedge pillow set, as shown and described.

**DESCRIPTION**

FIG. 1 is a front perspective view of a crib wedge pillow set in accordance with the new design, and showing a first embodiment of the lower pad;

FIG. 2 is a front view of the upper portion of FIG. 1 thereof;

FIG. 3 is a rear view of FIG. 1 thereof;

FIG. 4 is a right side view thereof;

FIG. 5 is a left side view thereof;

FIG. 6 is a top view of FIG. 1 thereof;

FIG. 7 is a bottom view of FIG. 1 thereof;

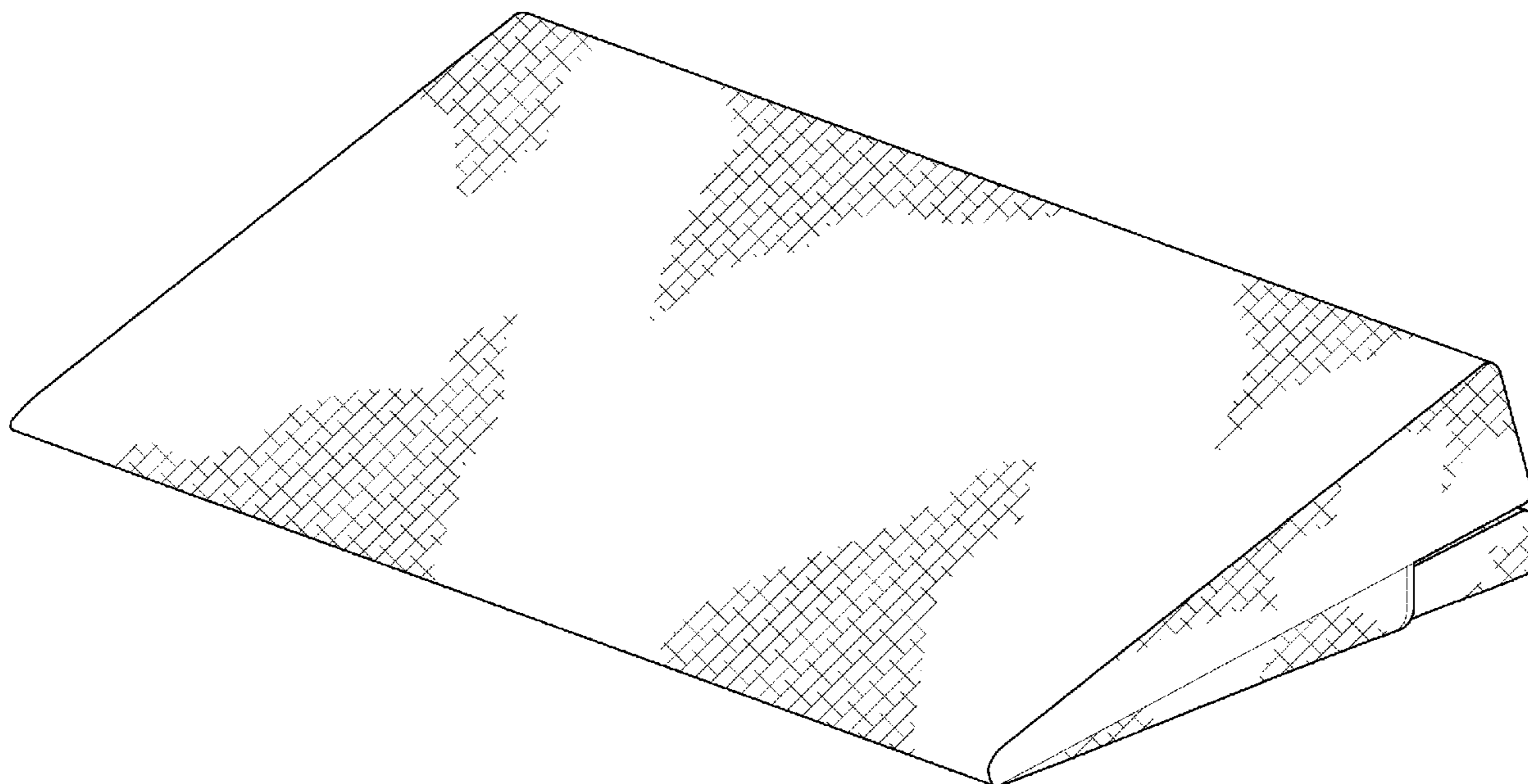
FIG. 8 is a rear perspective view of the upper portion of the crib wedge pillow set, and showing an alternate embodiment of the lower pad;

FIG. 9 is a front perspective view of the upper portion of the crib wedge pillow set, and showing the alternate embodiment of the lower pad; and,

FIG. 10 is a front perspective view of the alternate embodiment of the lower portion of the crib wedge pillow set.

The broken lines illustrate features that form no part of the claimed design.

**1 Claim, 10 Drawing Sheets**



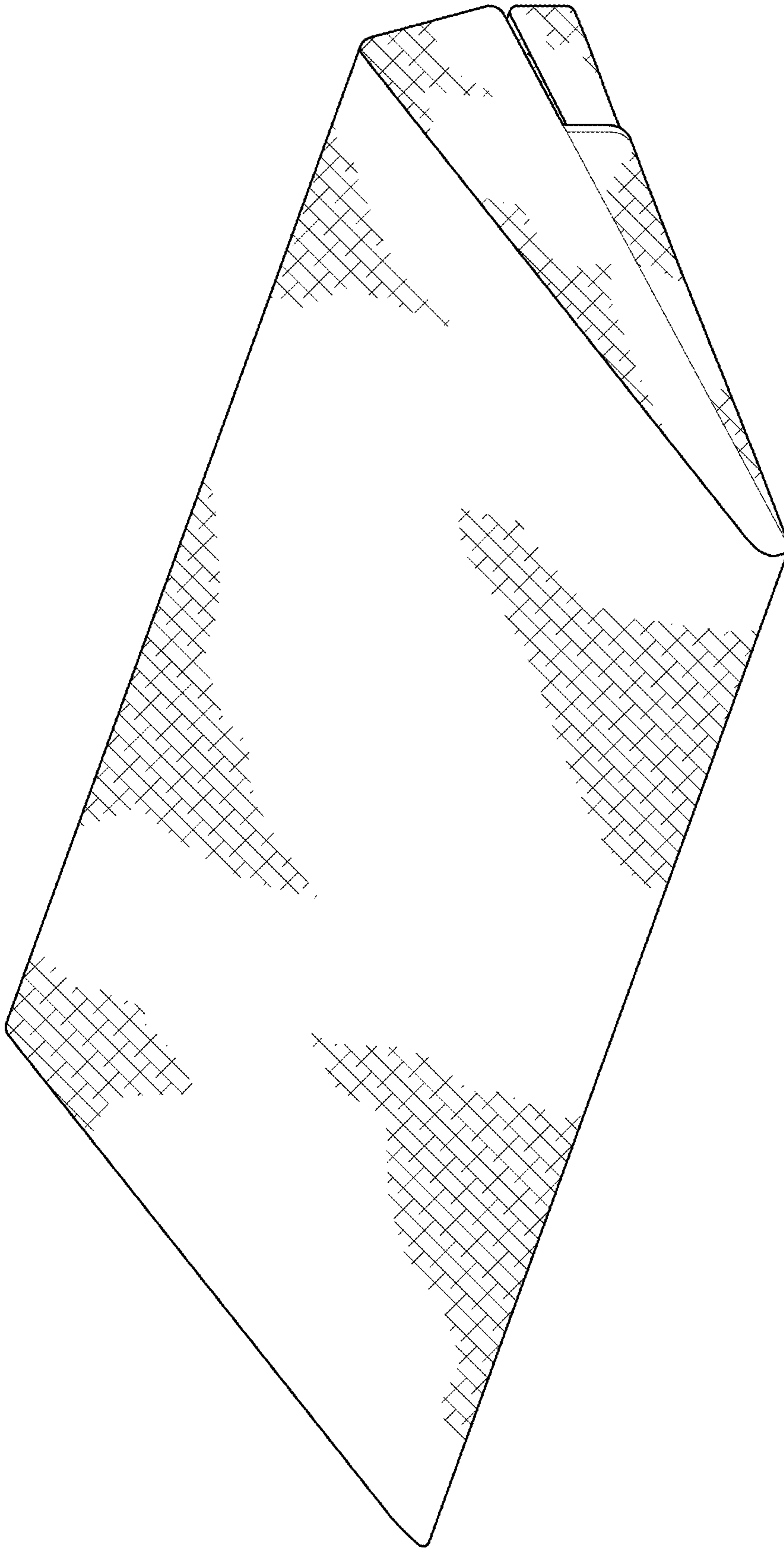


FIG.1




FIG.2

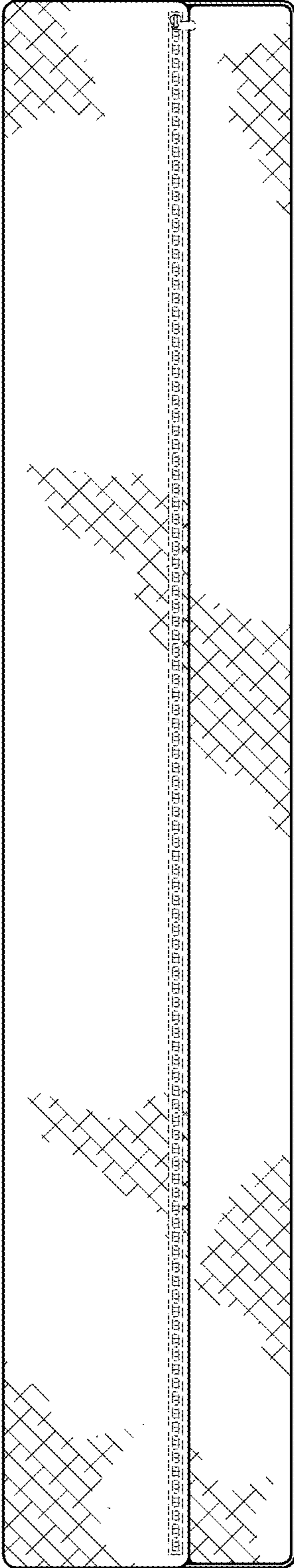


FIG.3



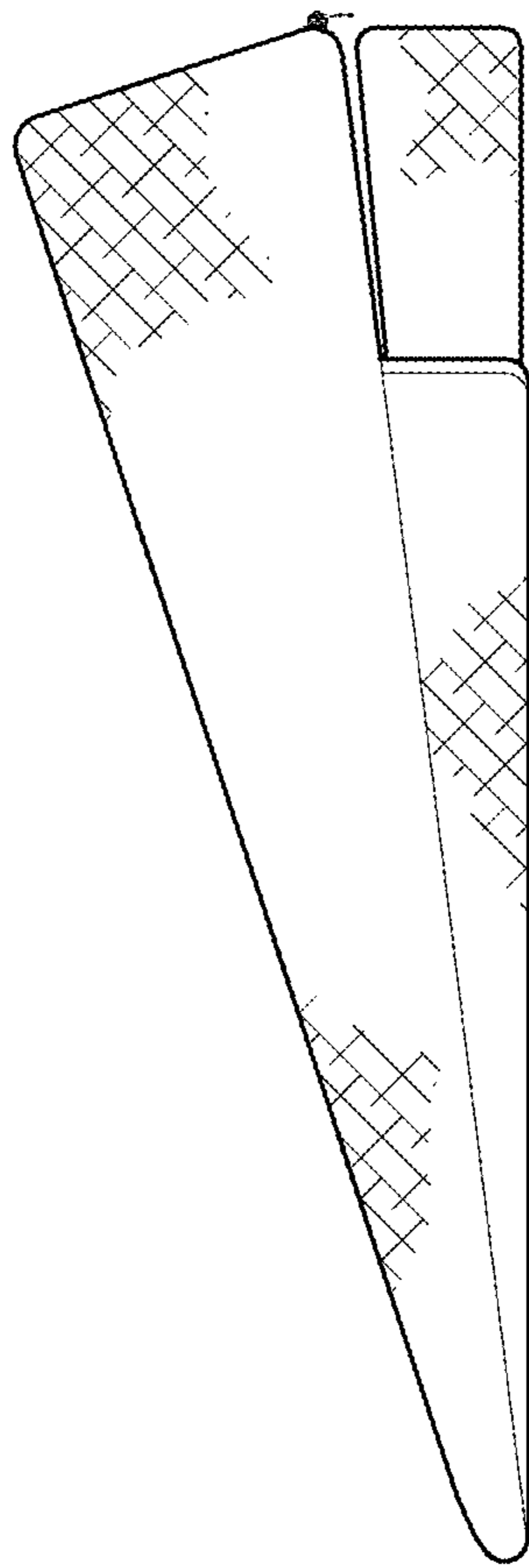


FIG. 4

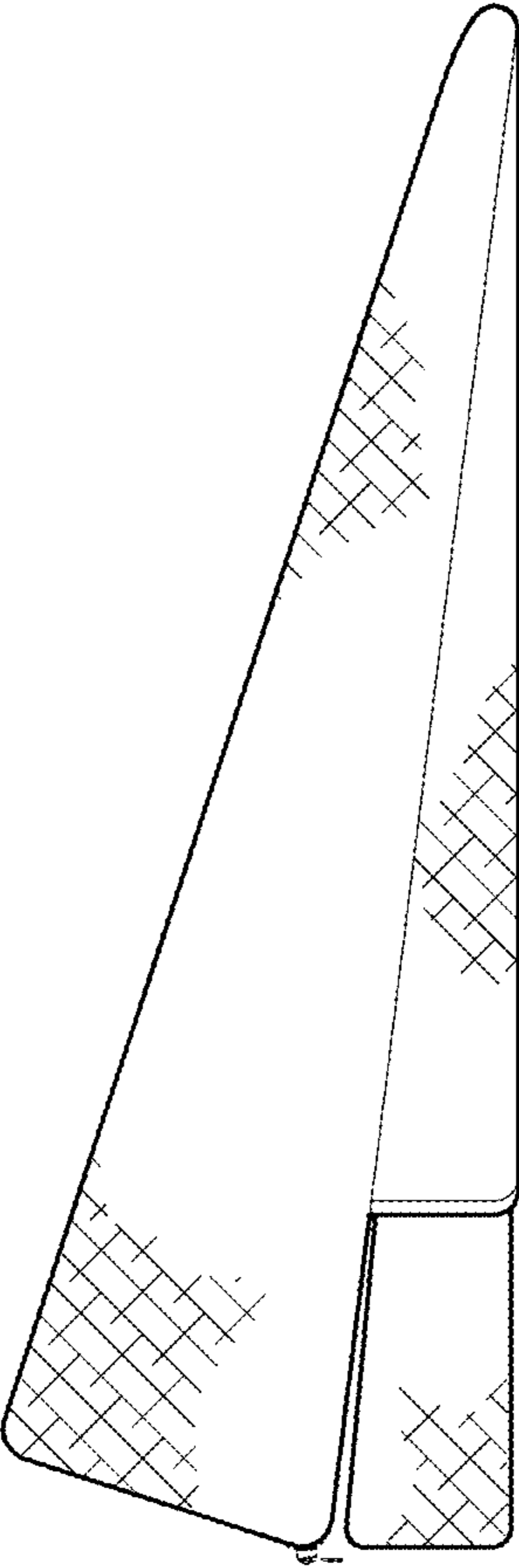


FIG. 5




FIG. 6

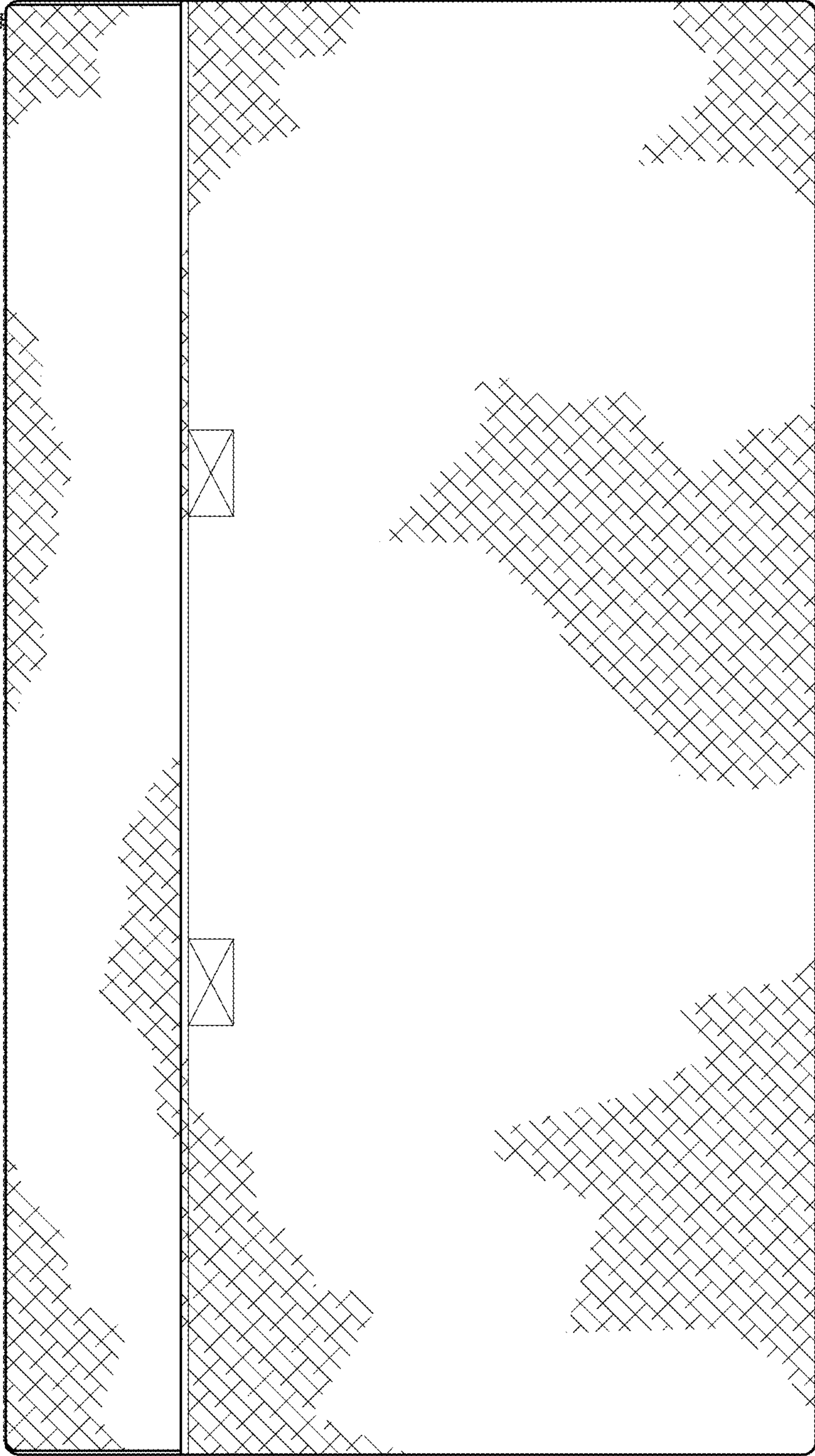


FIG. 7



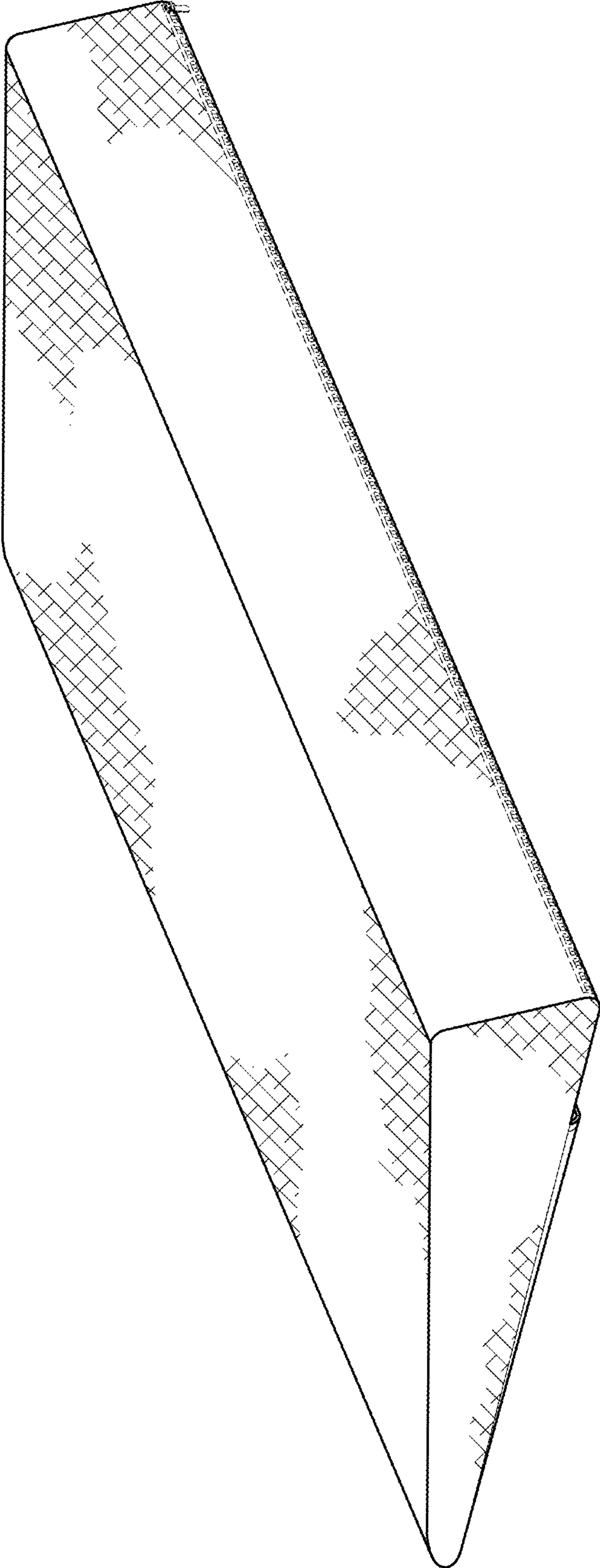


FIG. 8

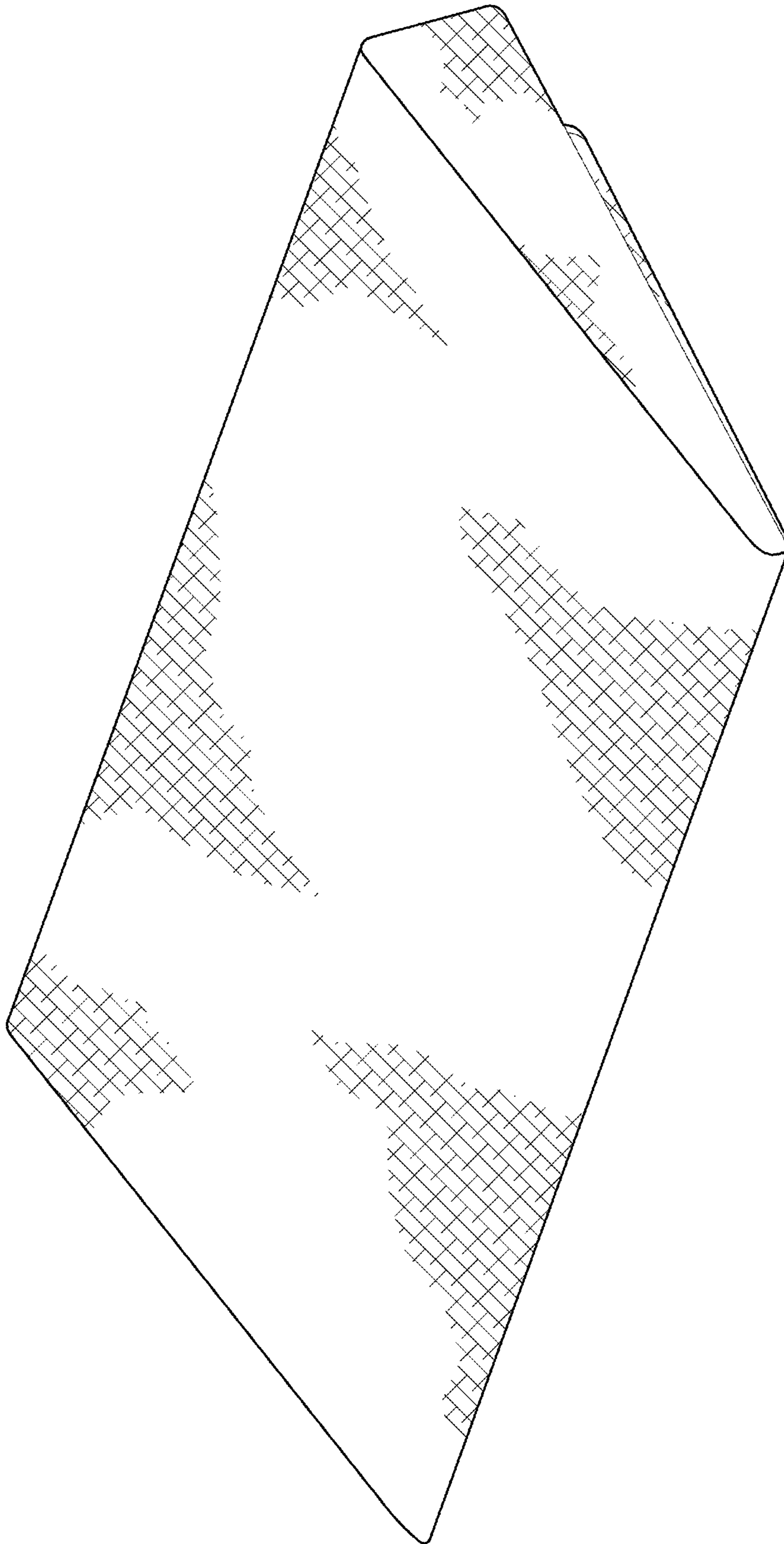


FIG. 9

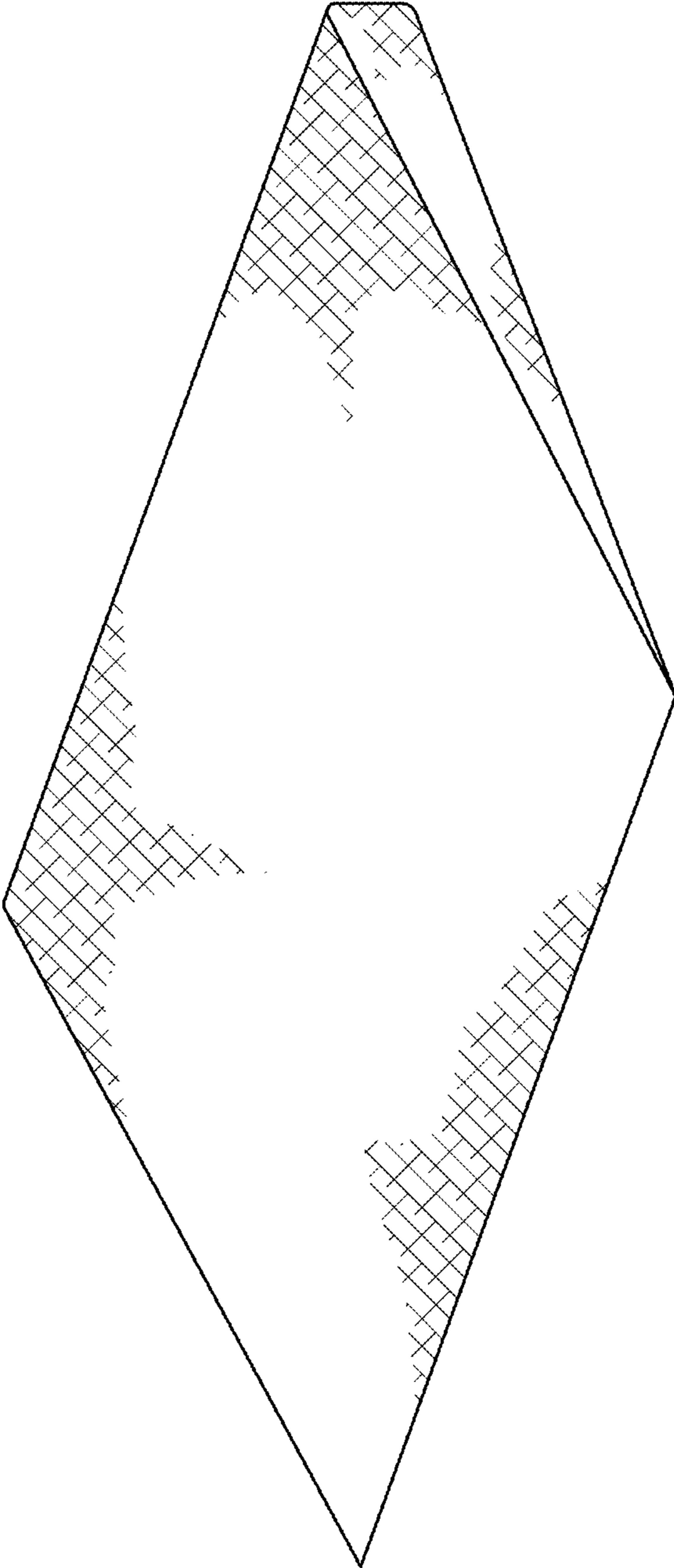


FIG.10