



US00D921393S

(12) **United States Design Patent** (10) **Patent No.:** **US D921,393 S**
Nouvel et al. (45) **Date of Patent:** **** Jun. 8, 2021**

(54) **SEAT FOR A CHAIR**

(71) Applicant: **VS VEREINIGTE
SPEZIALMOEBELFABRIKEN
GMBH & CO. KG,**
Tauberbischofsheim (DE)

(72) Inventors: **Jean Nouvel**, Paris (FR); **Thomas
Mueller**, Tauberbischofsheim (DE);
Walter Richter, Grossrinderfeld (DE);
Markus Freisleben, Wuerzburg (DE);
Michael Scheller, Triefenstein (DE);
Jens Heller, Gruensfeld (DE)

(73) Assignee: **VS Vereinigte Spezialmoebelfabriken
GmbH & Co. KG**, Tauberbischofsheim
(DE)

(**) Term: **15 Years**

(21) Appl. No.: **29/723,241**

(22) Filed: **Feb. 5, 2020**

(51) **LOC (13) Cl.** **06-01**

(52) **U.S. Cl.**

USPC **D6/375**

(58) **Field of Classification Search**

USPC D6/334, 375, 379, 716; D21/519, 521
CPC A47C 3/00; A47C 3/04; A47C 3/12; A47C
3/30; A47C 4/03; A47C 5/04; A47C 5/12;
A47C 7/002; A47C 7/14; A47C 7/16;
A47C 7/44; A47C 7/62; A47C 7/68;
A47C 7/70; A47C 7/448; A47C 7/626;
A47C 83/02

See application file for complete search history.

(56) **References Cited**

U.S. PATENT DOCUMENTS

D767,296 S * 9/2016 Chen D6/375
D771,988 S * 11/2016 Schweikarth D6/716
D840,704 S * 2/2019 Grabowski D6/375
D840,705 S * 2/2019 Grabowski D6/375

D840,706 S * 2/2019 Grabowski D6/375
D856,699 S * 8/2019 Grabowski D6/375
D857,415 S * 8/2019 Grabowski D6/375
2012/0267923 A1* 10/2012 Bouche A47C 7/626
297/161
2014/0301773 A1* 10/2014 Di Filippo A47C 7/002
403/174
2015/0289656 A1* 10/2015 Saint Pierre A47C 3/04
297/239

(Continued)

FOREIGN PATENT DOCUMENTS

DE 202010007149 U1 8/2010
DE 102016222653 A1 5/2018

(Continued)

OTHER PUBLICATIONS

MPS Ltd (Educational Supplies & Furniture). "KM Chairs for Education and Public Facilities" Feb. 6, 2017, youtube.com, site visited Feb. 5, 2021 <https://www.youtube.com/watch?v=t90dlx74hDc&feature=emb_title> (Year: 2017).*

Primary Examiner — Kevin K Rudzinski

Assistant Examiner — Paul D Bohannon

(74) *Attorney, Agent, or Firm* — Laurence A. Greenberg;
Werner H. Stemer; Ralph E. Locher


(57) **CLAIM**

The ornamental design for a seat for a chair, as shown and described.

DESCRIPTION

FIG. 1 is a front, top perspective view of the seat for a chair showing my new design;
FIG. 2 is a front elevation view thereof;
FIG. 3 is a top plan view thereof;
FIG. 4 is a rear elevation view thereof;
FIG. 5 is a rear, side perspective view thereof; and,
FIG. 6 is a side elevation view thereof.

1 Claim, 3 Drawing Sheets



(56)

References Cited

U.S. PATENT DOCUMENTS

2020/0163459 A1* 5/2020 Freisleben A47C 7/002

FOREIGN PATENT DOCUMENTS

FR	1494770 A	9/1967
GB	1176032 A	1/1970
WO	2011029161 A1	3/2011

* cited by examiner



FIG. 1



FIG. 2




FIG. 3




FIG. 4




FIG. 5

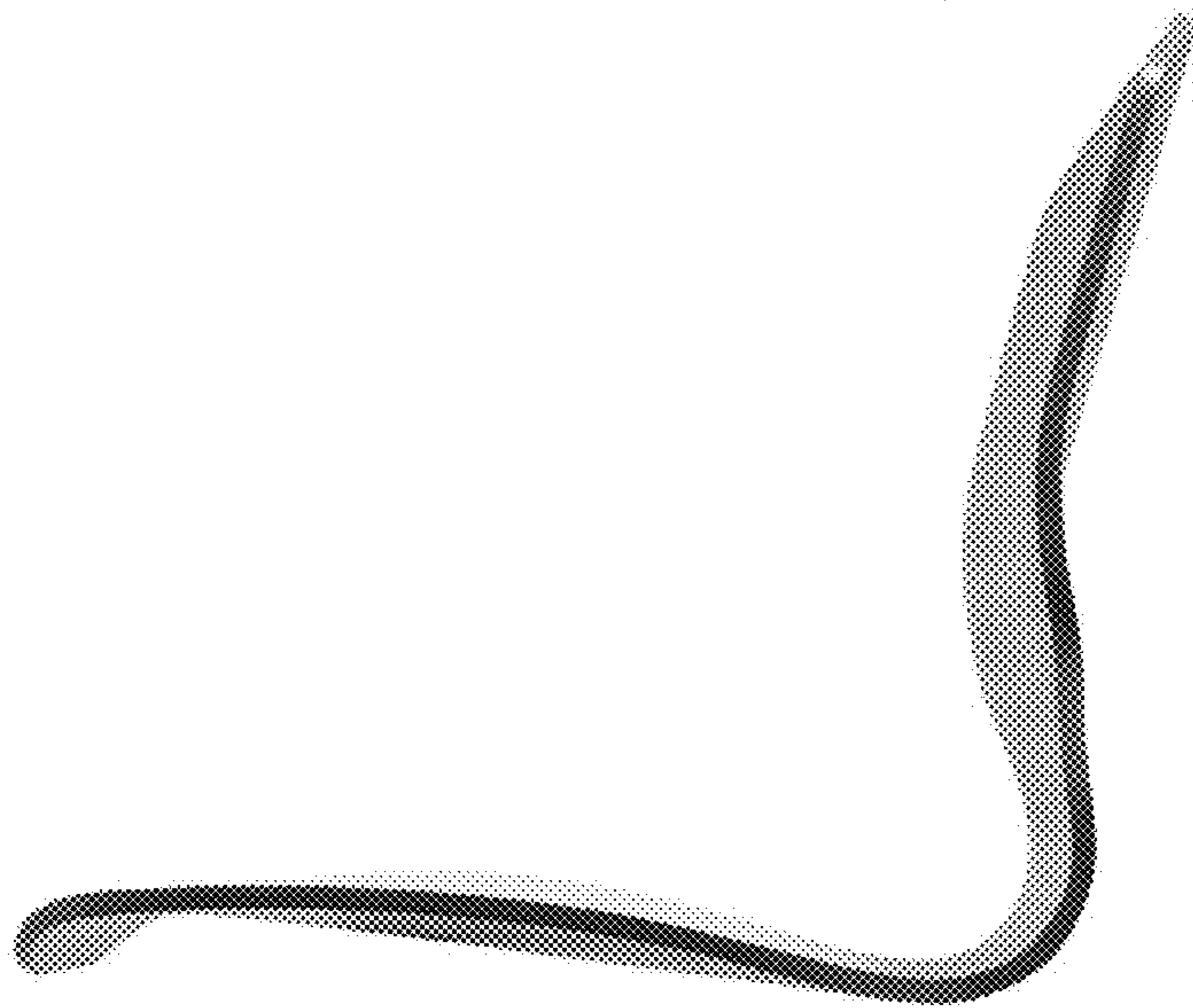


FIG. 6