



US00D921391S

(12) **United States Design Patent**
Cardinale et al.

(10) **Patent No.:** **US D921,391 S**
(45) **Date of Patent:** **** Jun. 8, 2021**

(54) **COORDINATED SET OF FURNITURE BACKS**

(71) Applicant: **Poly-Wood, LLC**, Syracuse, IN (US)

(72) Inventors: **Jim Cardinale**, Syracuse, IN (US);
Douglas A. Rassi, Syracuse, IN (US);
Brady Maller, Syracuse, IN (US);
Shane Eagan, Syracuse, IN (US);
Brandon Williams, Syracuse, IN (US);
Sean Rassi, Syracuse, IN (US)

(73) Assignee: **Poly-Wood, LLC**, Syracuse, IN (US)

(**) Term: **15 Years**

(21) Appl. No.: **29/728,745**

(22) Filed: **Mar. 20, 2020**

(51) **LOC (13) Cl.** **06-01**

(52) **U.S. Cl.**
USPC **D6/370**

(58) **Field of Classification Search**
USPC D6/368, 370, 371, 373, 374, 375, 379,
D6/717; D21/519, 521
CPC A47C 4/08; A47C 4/00; A47C 7/70; A47C
7/405; A47C 13/00; A47C 4/027; A47C
4/03; A47C 4/14
See application file for complete search history.

(56) **References Cited**

U.S. PATENT DOCUMENTS

D68,027	S	*	8/1925	Wurdack	D6/370
D84,585	S	*	7/1931	Ledder et al.	D6/370
D86,003	S	*	1/1932	Wilkening	D6/370
2,490,884	A	*	12/1949	Rau	A47C 4/027 297/440.15
2,600,626	A	*	6/1952	Ellingson	A47C 4/14 297/31
D319,354	S	*	8/1991	Wolcott	D6/370
D473,082	S	*	4/2003	Bollenbach	D6/370
D512,577	S	*	12/2005	Mills	D6/370
D538,086	S	*	3/2007	Shake	D6/716.4

D566,411	S	*	4/2008	Lee	D6/370
D719,366	S	*	12/2014	Fowler	D6/370
D777,465	S	*	1/2017	Milde	D6/370
D778,081	S	*	2/2017	Prokofiev	D6/370
D899,801	S	*	10/2020	White, III	D6/370
D906,713	S	*	1/2021	White, III	D6/370

OTHER PUBLICATIONS

“Outdoor Ocean Wave Adirondack Wood Rocking Chair . . . ” Jun. 27, 2017, amazon.com, site visited Mar. 24, 2021 <<https://us.amazon.com/Outdoor-Adirondack-Rocking-34-25W-29-13D/dp/B06VT8T9GC#customerReviews>> (Year: 2017).*

* cited by examiner

Primary Examiner — Kevin K Rudzinski

Assistant Examiner — Paul D Bohannon

(74) *Attorney, Agent, or Firm* — Woodard, Emhardt, Henry, Reeves & Wagner, LLP


(57) **CLAIM**

The ornamental design for a coordinated set of furniture backs, as shown and described.

DESCRIPTION

FIG. 1 is a perspective view of the coordinated set of furniture backs.
FIG. 2 is a front view of the coordinated set of furniture backs.
FIG. 3 is a back view of the coordinated set of furniture backs.
FIG. 4 is a top view of the coordinated set of furniture backs; and,
FIG. 5 is a side view of the coordinated set of furniture backs.
The characteristic feature of the design resides in the coordinated set of furniture backs forming the profile of a wave extending across the set of furniture backs.
The broken lines shown in the drawings illustrate portions of the article that form no part of the claimed design.

1 Claim, 3 Drawing Sheets



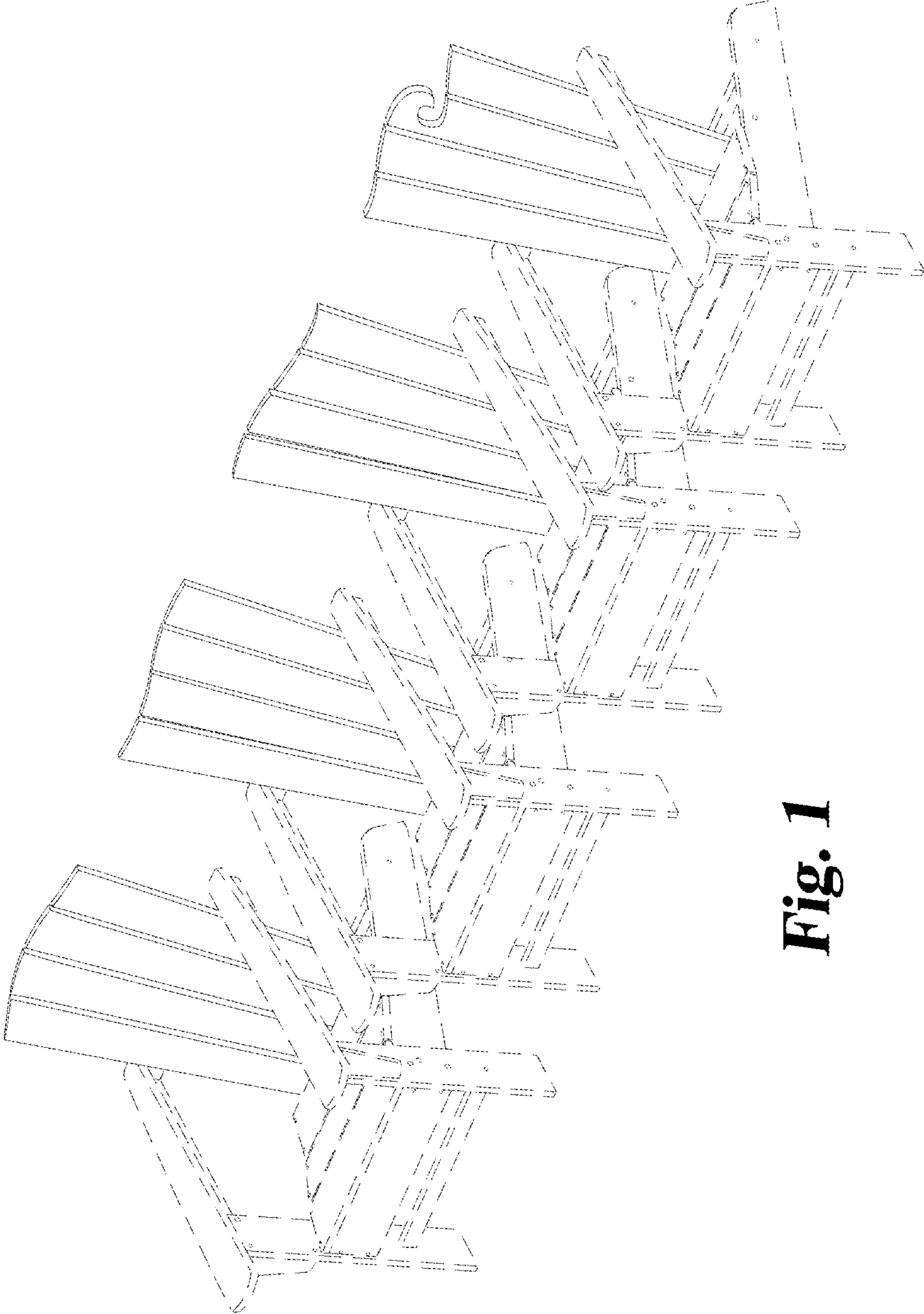


Fig. 1

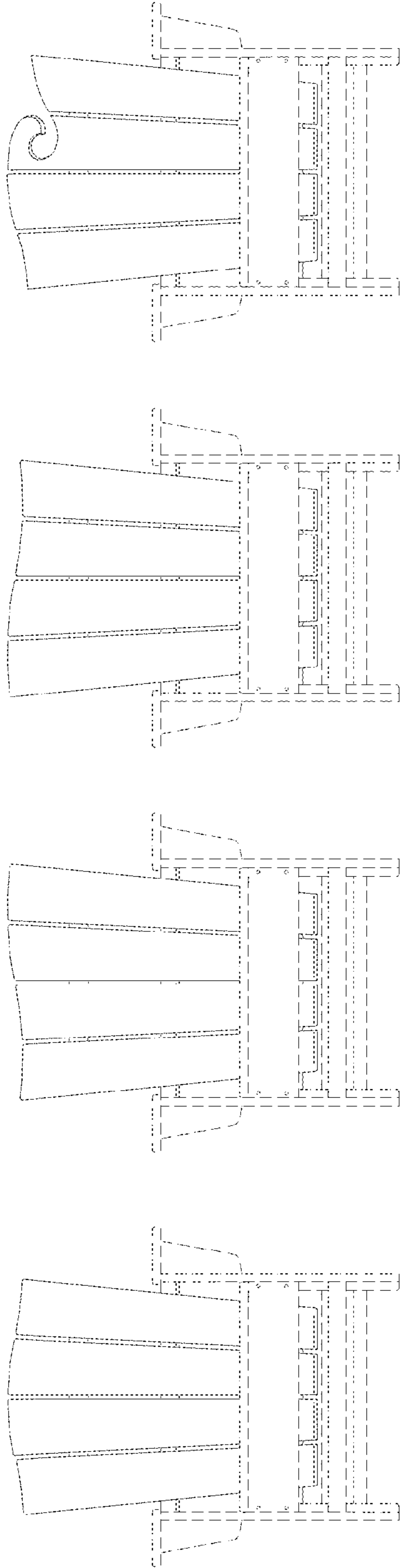


Fig. 2

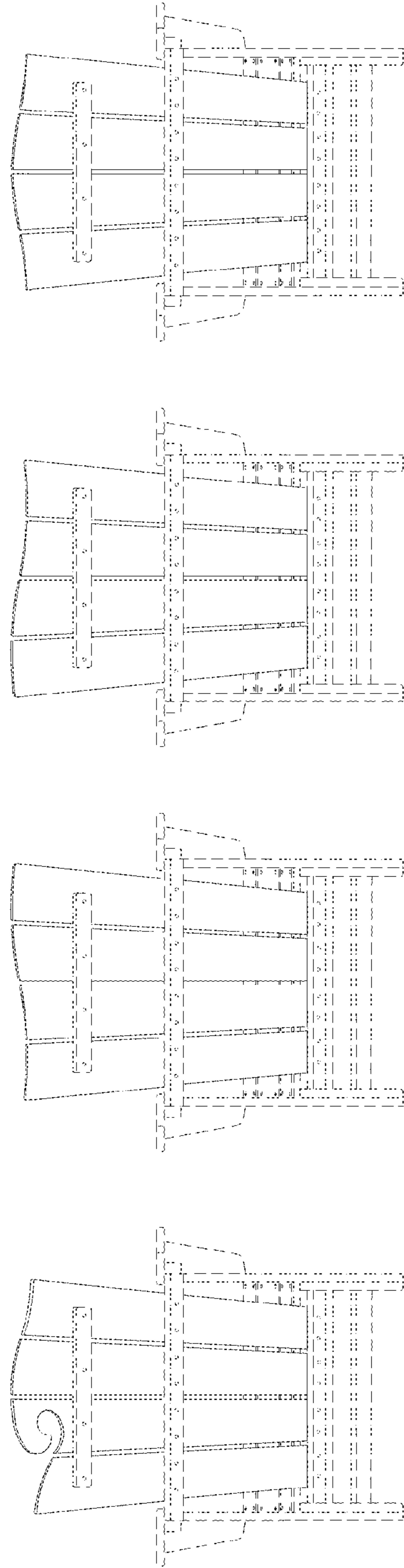


Fig. 3

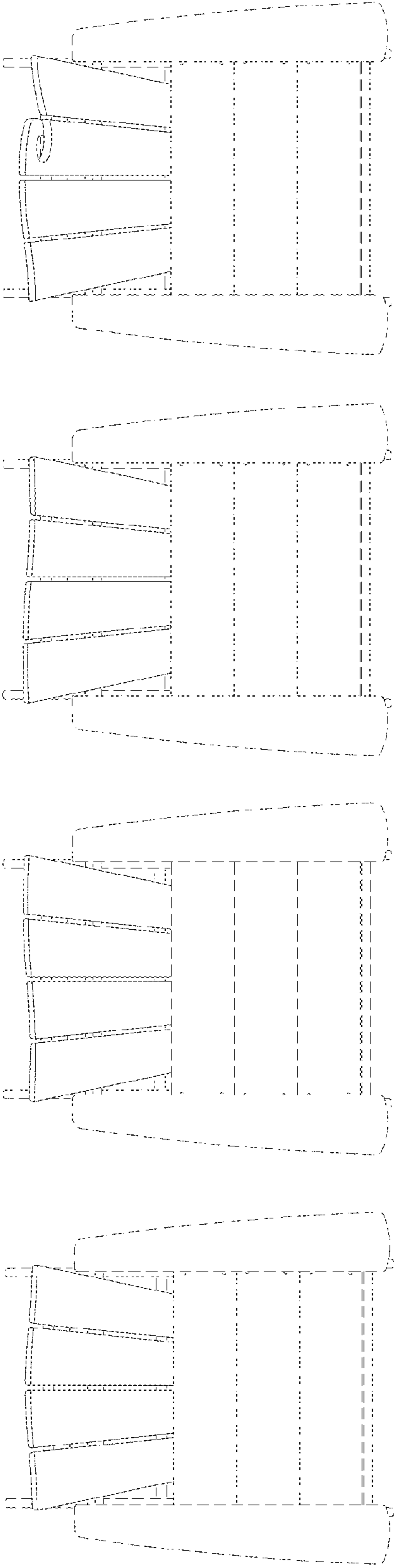


Fig. 4

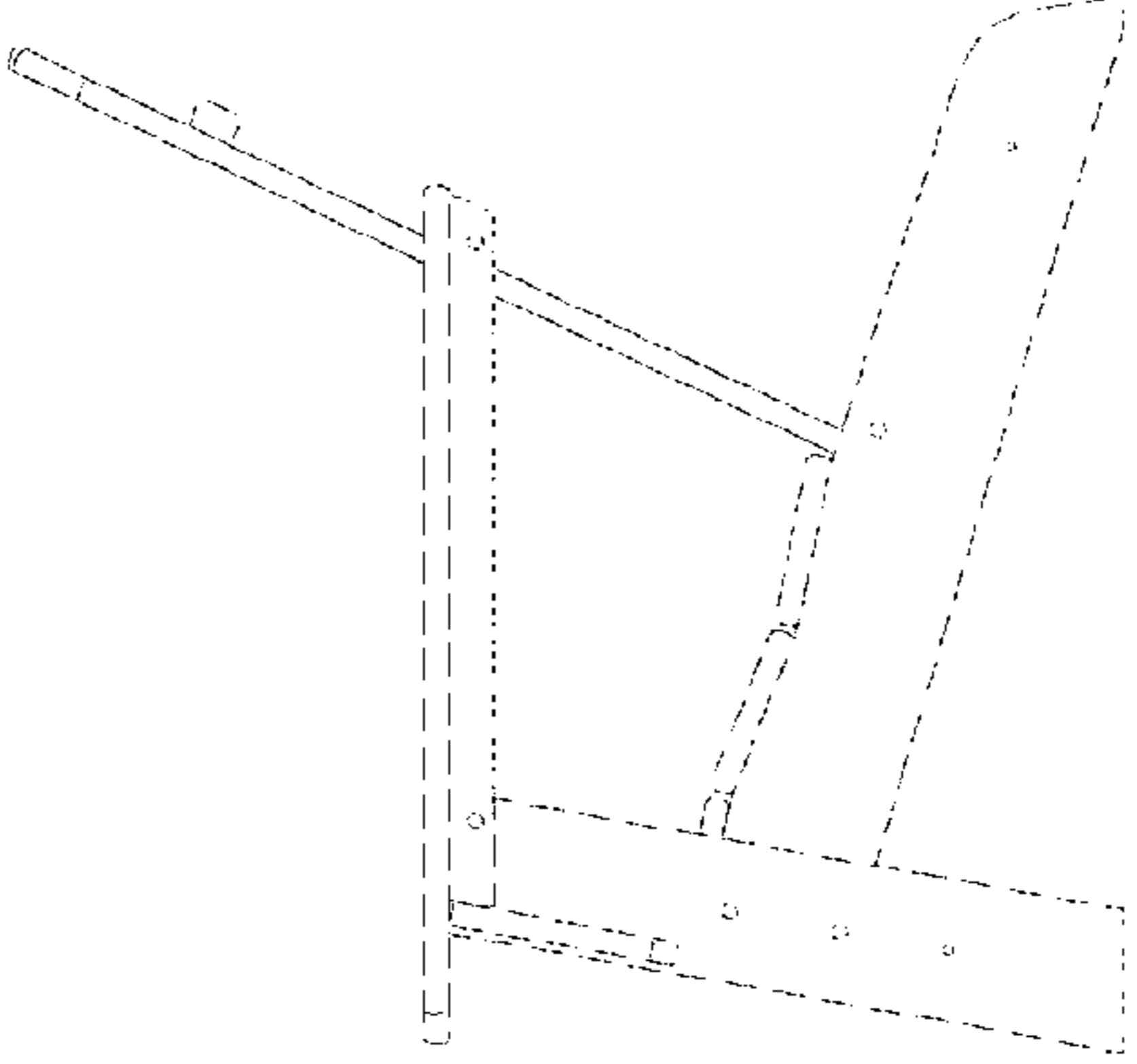


Fig. 5