



US00D921389S

(12) **United States Design Patent**
Wang

(10) **Patent No.:** **US D921,389 S**
(45) **Date of Patent:** **** Jun. 8, 2021**

(54) **MASSAGE CHAIR**

(71) Applicant: **Henglin Home Furnishings Co., Ltd.,**
Zhejiang (CN)

(72) Inventor: **Jianglin Wang,** Zhejiang (CN)

(73) Assignee: **Henglin Home Furnishings Co., Ltd.,**
Zhejiang (CN)

(**) Term: **15 Years**

(21) Appl. No.: **29/732,609**

(22) Filed: **Apr. 26, 2020**

(51) **LOC (13) Cl.** **06-01**

(52) **U.S. Cl.**
USPC **D6/367**

(58) **Field of Classification Search**
USPC D6/334, 349, 360, 361, 364, 365, 366,
D6/367, 375, 378, 379, 380
CPC .. A47C 3/00; A47C 3/18; A47C 3/185; A47C
3/20; A47C 1/00; A47C 1/02; A47C
1/022; A47C 1/037; A47C 7/24; A47C
7/36; A47C 7/46; A47C 7/18; A47C 7/50;
A47C 13/005; A47C 15/002; A47C
17/02; A47C 9/007

See application file for complete search history.

(56) **References Cited**

U.S. PATENT DOCUMENTS

D181,275 S * 10/1957 Cooper D6/356
D201,129 S * 5/1965 Solomon D6/360
D211,170 S * 5/1968 Carsello D6/365

D653,468 S * 2/2012 Hsieh D6/367
D824,185 S * 7/2018 Wang et al. D6/367
D836,354 S * 12/2018 Cai D6/367
D878,784 S * 3/2020 Hurford D6/365
D897,749 S * 10/2020 Hurford D6/716
2017/0096084 A1* 4/2017 Akaike B60N 2/0232
2018/0325262 A1* 11/2018 Richardson A47C 7/705
2020/0046127 A1* 2/2020 Levin A47C 1/0308
2020/0405569 A1* 12/2020 Kodama A47C 1/022

FOREIGN PATENT DOCUMENTS

WO WO-2017071162 A1 * 5/2017 A61H 1/00

* cited by examiner

Primary Examiner — R. Johnson

(74) *Attorney, Agent, or Firm* — JCIP Global Inc.

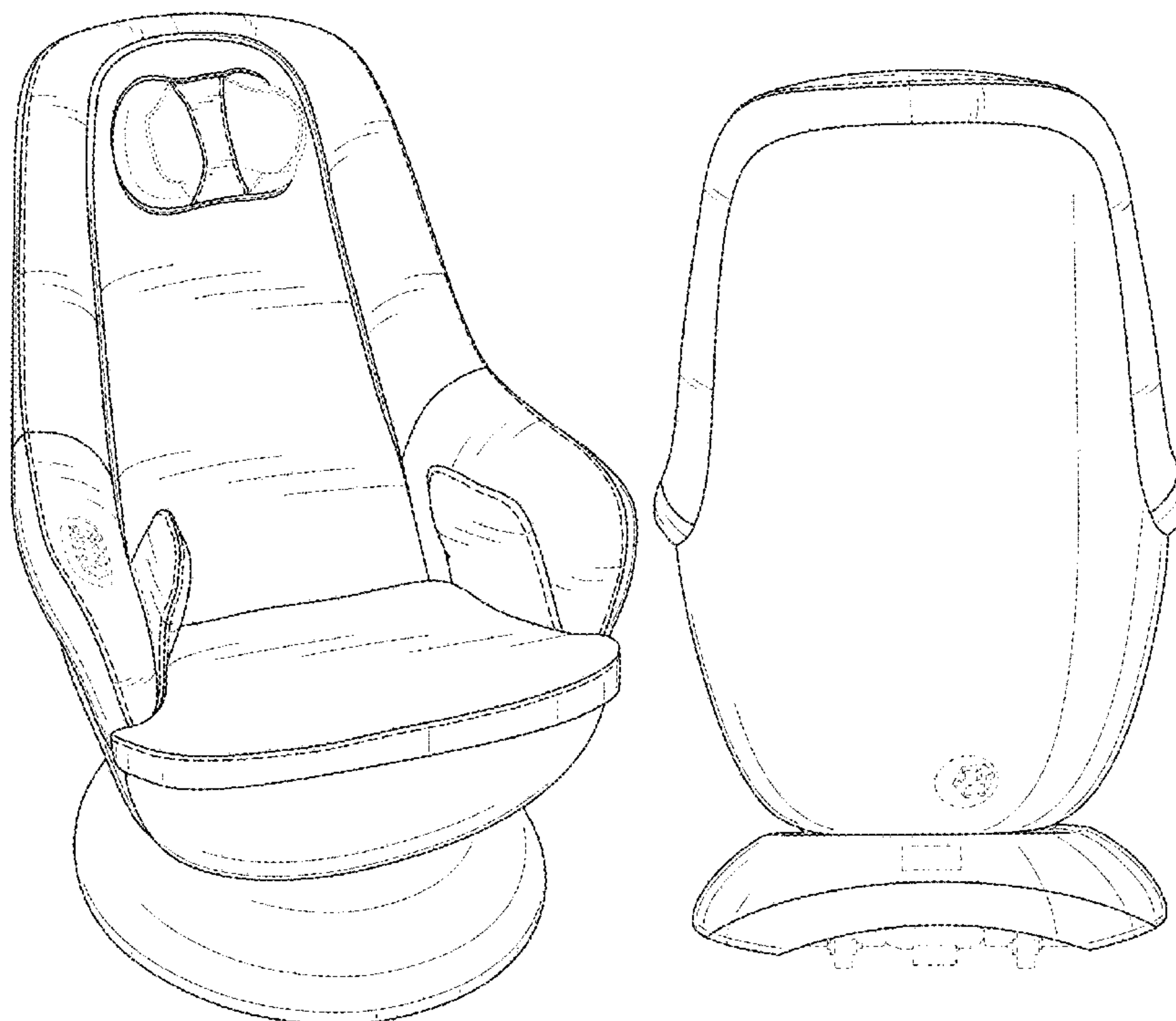
(57) **CLAIM**

The ornamental design for a massage chair, as shown and described.

DESCRIPTION

FIG. 1 is a perspective view of a massage chair showing my new design;
FIG. 2 is a front view thereof;
FIG. 3 is a rear view thereof;
FIG. 4 is a left side view thereof;
FIG. 5 is a right side view thereof; and,
FIG. 6 is a top view thereof.
A bottom view thereof is omitted since it does not contain ornamental features. The heavy broken line showing of stitch lines in FIGS. 1-6 forms portions of the claimed design, while the light broken line showing of portions of the chair in FIGS. 1-6 forms no part of the claimed design.

1 Claim, 6 Drawing Sheets



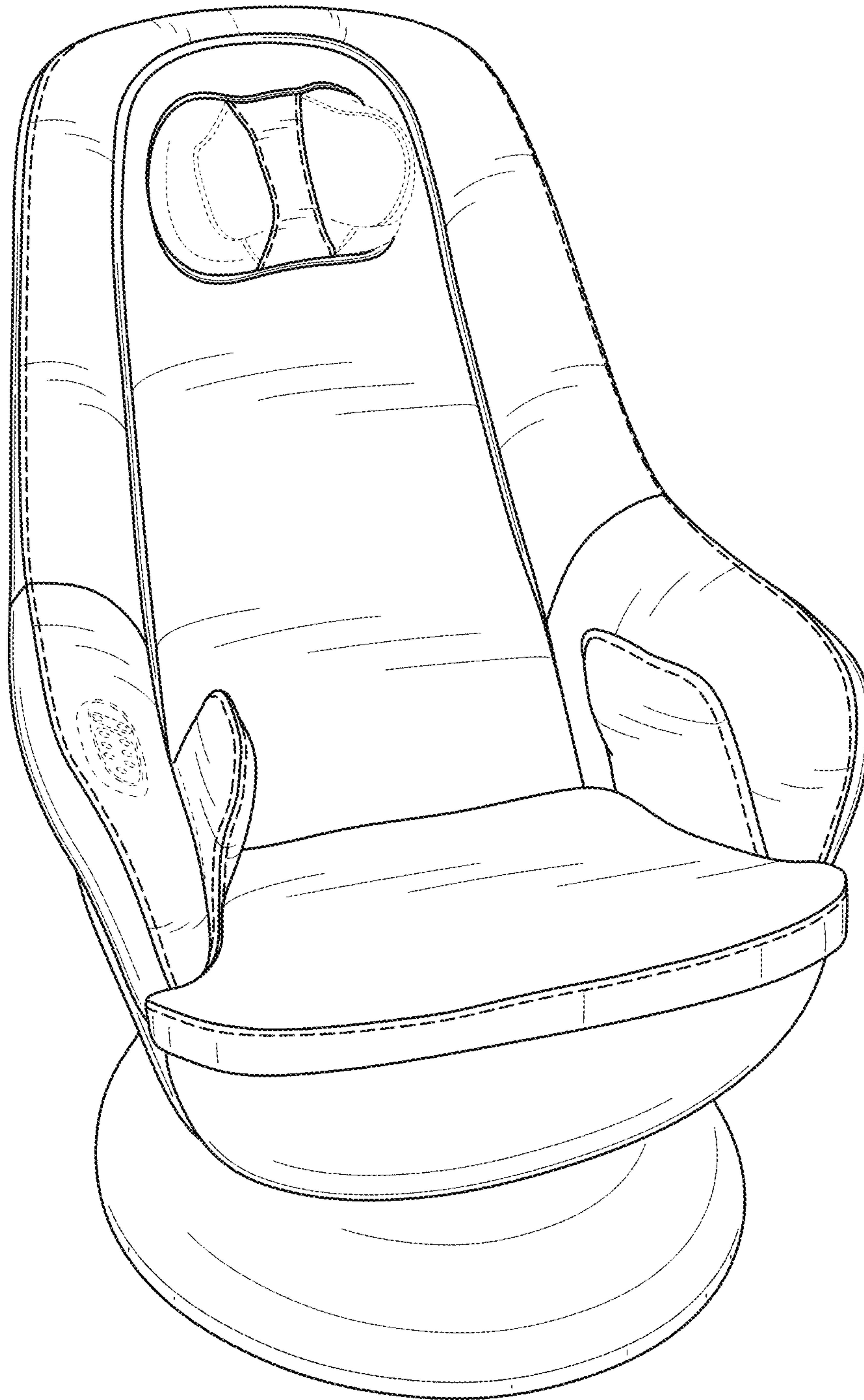


FIG. 1

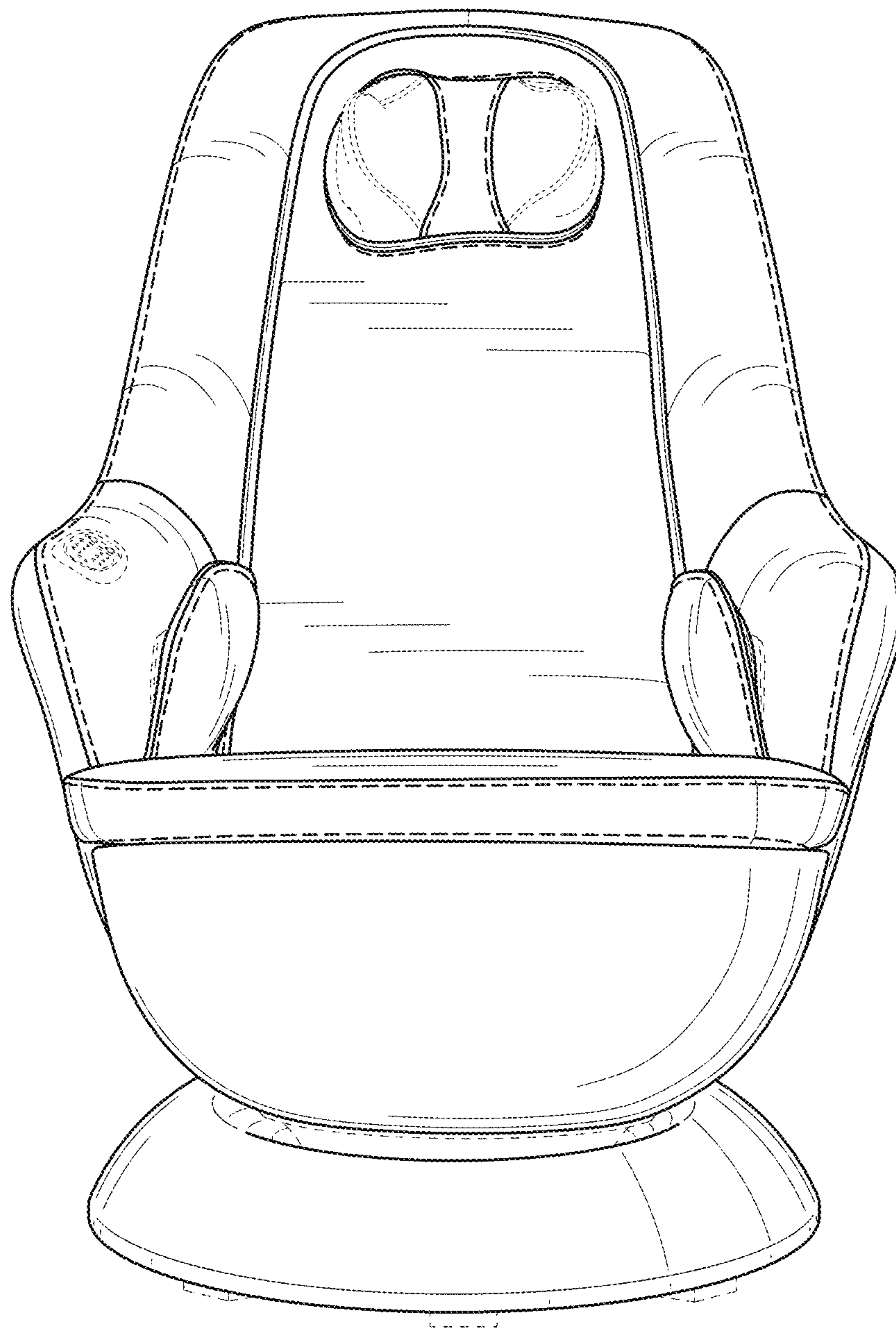


FIG. 2

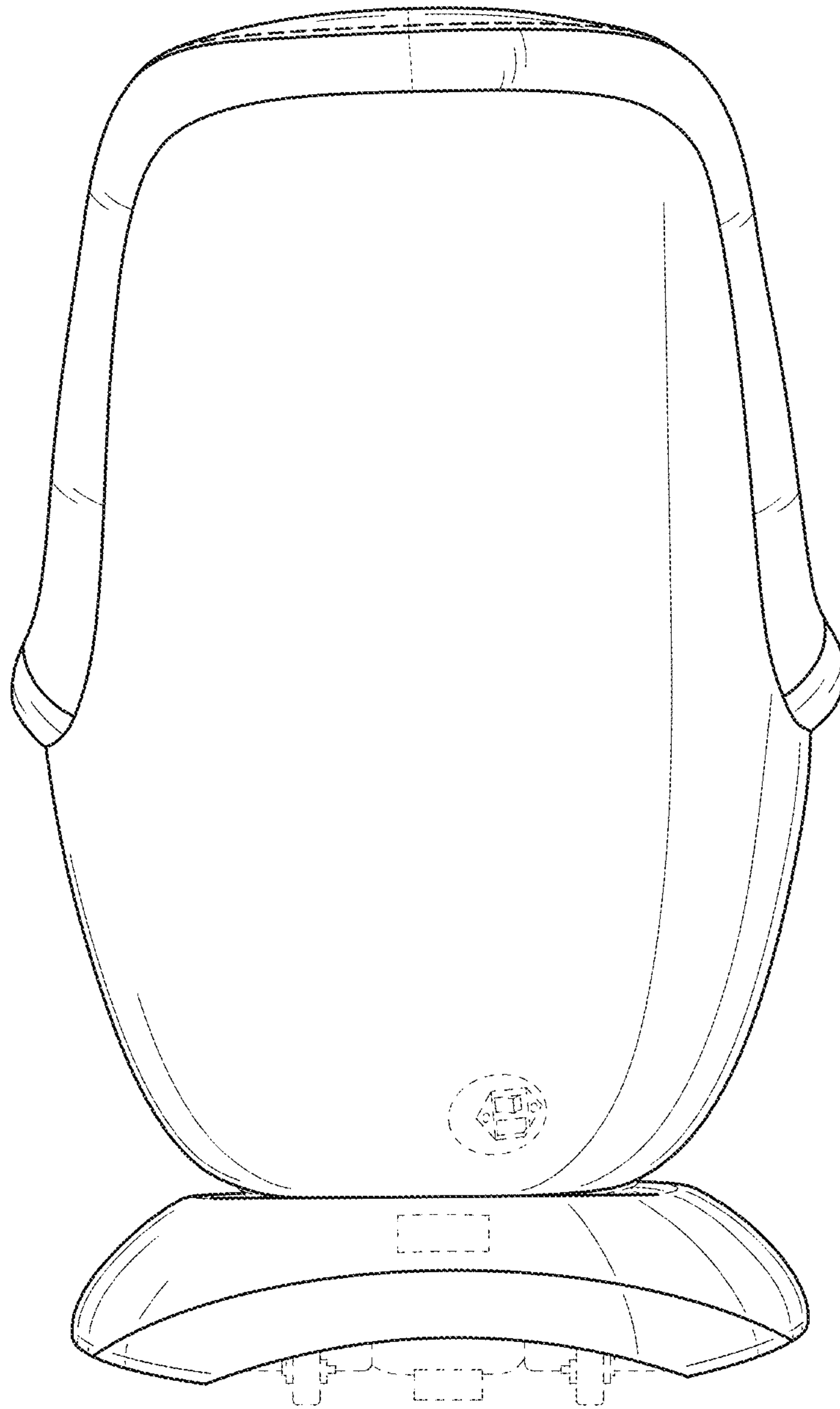


FIG. 3

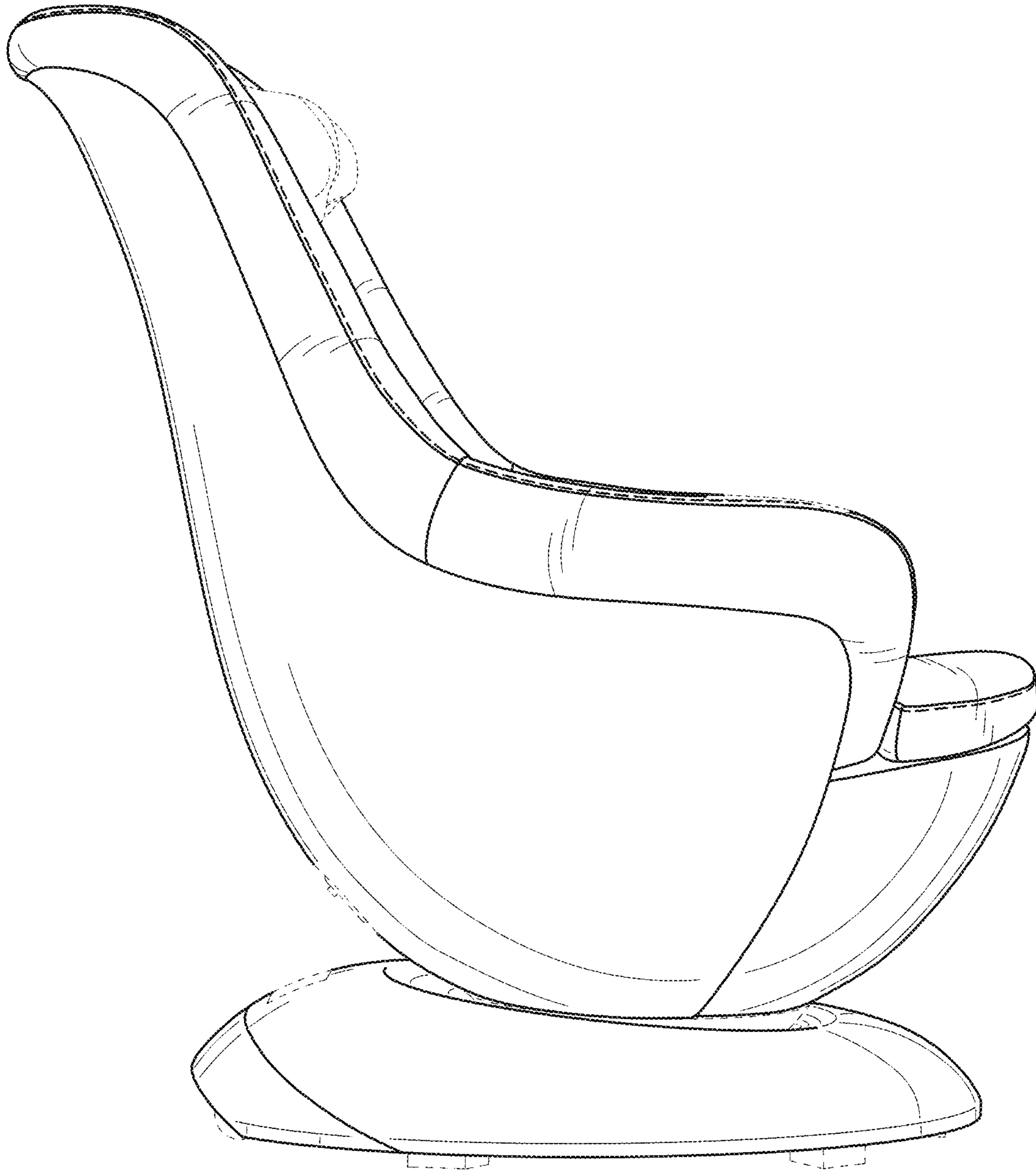


FIG. 4



FIG. 5

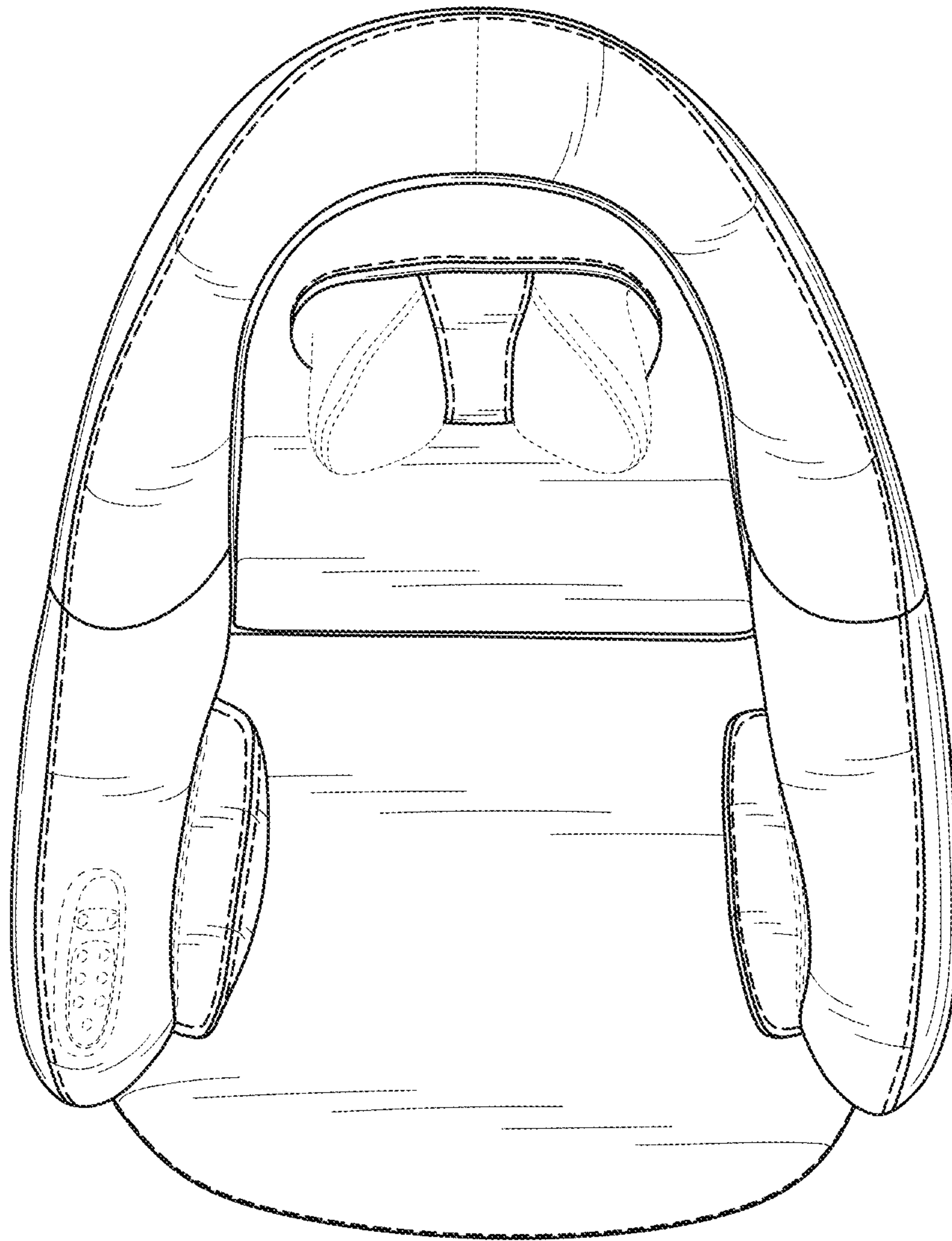


FIG. 6