

US00D921377S

(12) **United States Design Patent**
Hurlemann

(10) **Patent No.:** **US D921,377 S**

(45) **Date of Patent:** **** Jun. 8, 2021**

(54) **MULTIFUNCTIONAL OFFICE PARTITION**

(71) Applicant: **VITRA PATENTE AG**, Birsfelden
(CH)

(72) Inventor: **Stephan Hurlemann**, Zurich (CH)

(73) Assignee: **Vitra Patente AG**, Birsfelden (CH)

(**) Term: **15 Years**

(21) Appl. No.: **29/685,439**

(22) Filed: **Mar. 28, 2019**

(30) **Foreign Application Priority Data**

Oct. 1, 2018 (CH) DM/103 309

(51) **LOC (13) Cl.** **06-06**

(52) **U.S. Cl.**
USPC **D6/332**

(58) **Field of Classification Search**
USPC D6/332
CPC E04B 2002/7496; E04B 2002/7479; E04B
2002/7481; E04B 2002/742; E04B
2002/7498; E04B 2/00; E04B 2/72; E04B
2/74; E04B 2/7401; E04B 2/7405; E04B
2/827; E04B 2/7872; E04B 2/7854; A47G
5/00

See application file for complete search history.

(56) **References Cited**

U.S. PATENT DOCUMENTS

D446,028 S * 8/2001 Ruedinger D6/332
D669,693 S * 10/2012 Goranson D6/332
9,010,045 B1 * 4/2015 Kopish E04B 2/7435
52/202
9,328,504 B2 * 5/2016 Gosling E04B 1/36
9,622,602 B2 * 4/2017 Potter A47G 5/00

RE47,132 E * 11/2018 Gosling E04B 2/7433
10,508,452 B2 * 12/2019 Hooper G09F 15/0012
10,617,207 B2 * 4/2020 Hsiao A47B 5/04
10,689,844 B2 * 6/2020 Patton E04B 2/7435

* cited by examiner

Primary Examiner — Doris Clark

(74) *Attorney, Agent, or Firm* — Dentons US LLP

(57) **CLAIM**

The ornamental design for a multifunctional office partition,
as shown and described.

DESCRIPTION

FIG. 1 is an isometric view of a multifunctional office partition, showing a front side thereof and a right side thereof;

FIG. 2 is a front elevational view of the multifunctional office partition of FIG. 1;

FIG. 3 a right-side elevational view of the multifunctional office partition of FIG. 1;

FIG. 4 is a rear elevational view of the multifunctional office partition of FIG. 1;

FIG. 5 is a left-side elevational view of the multifunctional office partition of FIG. 1;

FIG. 6 is a top view of the multifunctional office partition of FIG. 1; and,

FIG. 7 is a bottom view of the multifunctional office partition of FIG. 1.

The figures are illustrated with various gray levels of surface shading to show contrasting appearance of different portions of the design. No particular color or design pattern is claimed.

1 Claim, 4 Drawing Sheets




FIG. 1




FIG. 2




FIG. 3




FIG. 4




FIG. 5

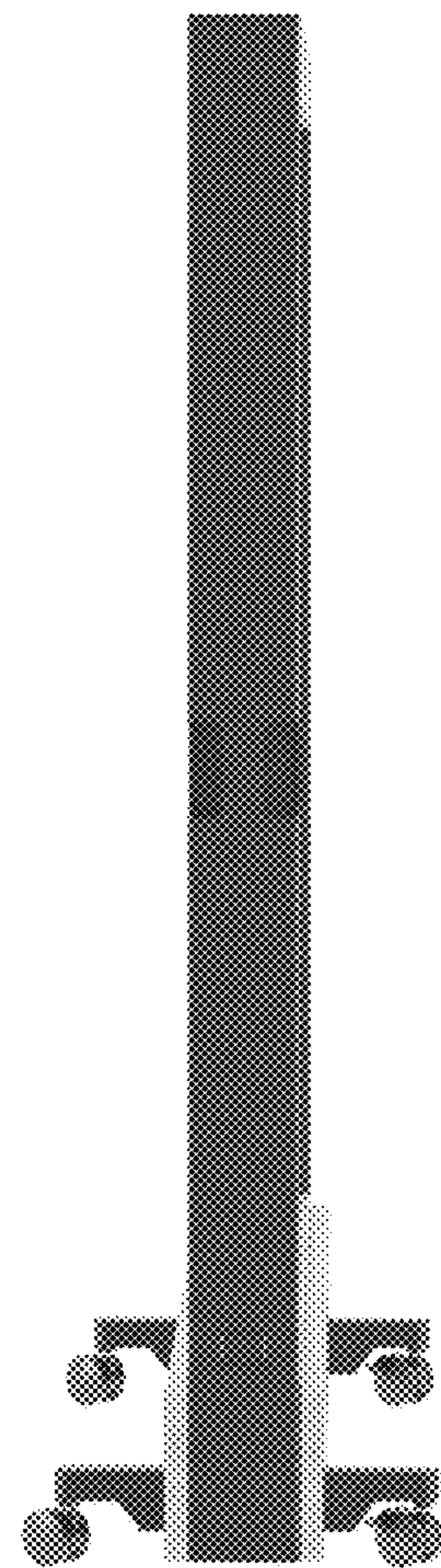


FIG. 6

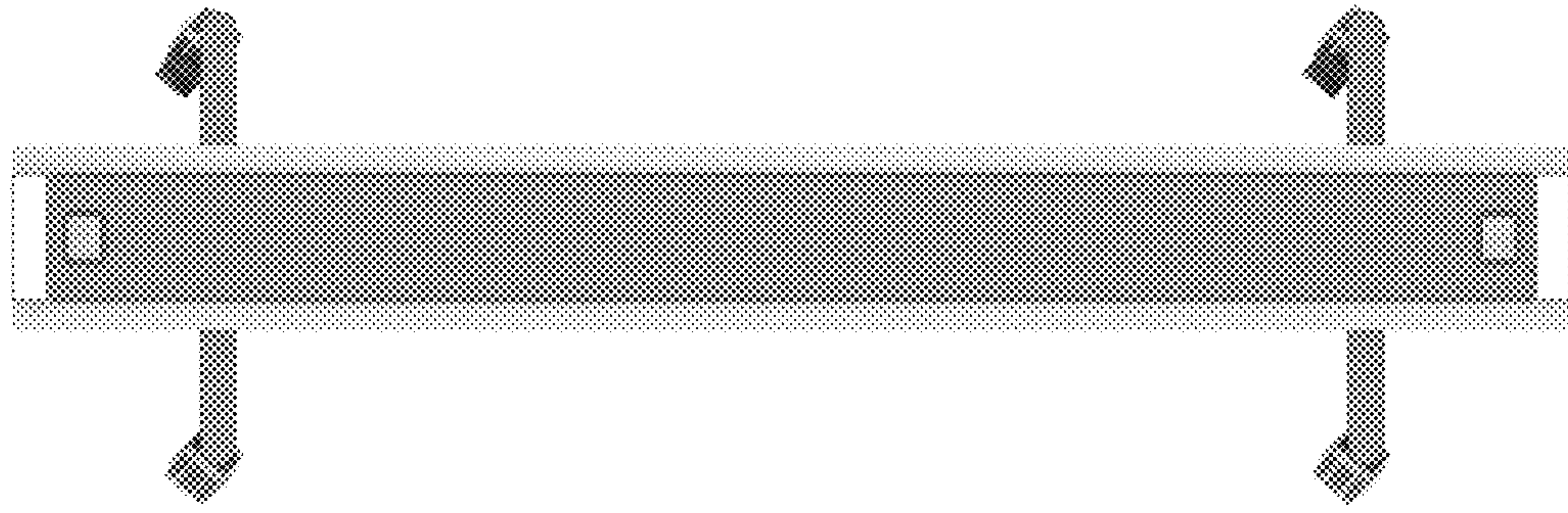


FIG. 7

