



US00D921376S

(12) **United States Design Patent**
Arbel

(10) **Patent No.:** **US D921,376 S**
(45) **Date of Patent:** **** Jun. 8, 2021**

- (54) **TROUSER HANGER**
- (71) Applicant: **Omer Arbel**, Vancouver (CA)
- (72) Inventor: **Omer Arbel**, Vancouver (CA)
- (**) Term: **15 Years**
- (21) Appl. No.: **29/723,457**
- (22) Filed: **Feb. 6, 2020**
- (51) **LOC (13) Cl.** **06-08**
- (52) **U.S. Cl.**
USPC **D6/317; D6/327**
- (58) **Field of Classification Search**
USPC D6/315-328
CPC A47G 25/32; A47G 25/1457; A47G 25/20;
A47G 25/14; A47G 25/743; A47G 25/28;
A47G 25/442; A47G 25/36; A47G 25/06;
A47G 25/26; A47G 25/30; A47G 25/24;
A47G 25/0692; A47G 2025/448
See application file for complete search history.

(56) **References Cited**

U.S. PATENT DOCUMENTS

- 3,013,706 A * 12/1961 Morton A47G 25/52
223/96
- D205,567 S * 8/1966 Chambers D6/317

- 3,485,423 A * 12/1969 Rolfe A47G 25/24
223/85
- 5,074,445 A * 12/1991 Chen A47G 25/183
223/85
- D415,358 S * 10/1999 Cassel D6/327
- 6,047,867 A * 4/2000 Heiber A47G 25/487
223/85
- D891,793 S * 8/2020 Hong D6/327

* cited by examiner

Primary Examiner — Lauren R Calve

(74) *Attorney, Agent, or Firm* — Fisherbroyles, LLP;
Jason M. Pass


(57) **CLAIM**

The ornamental design for a trouser hanger, as shown and described.

DESCRIPTION

FIG. 1 is a perspective view of a trouser hanger;
FIG. 2 is a front elevational view thereof;
FIG. 3 is a rear elevational view thereof;
FIG. 4 is a right side view thereof;
FIG. 5 is a left side view thereof;
FIG. 6 is a top plan view thereof; and,
FIG. 7 is a bottom plan view thereof.

1 Claim, 7 Drawing Sheets



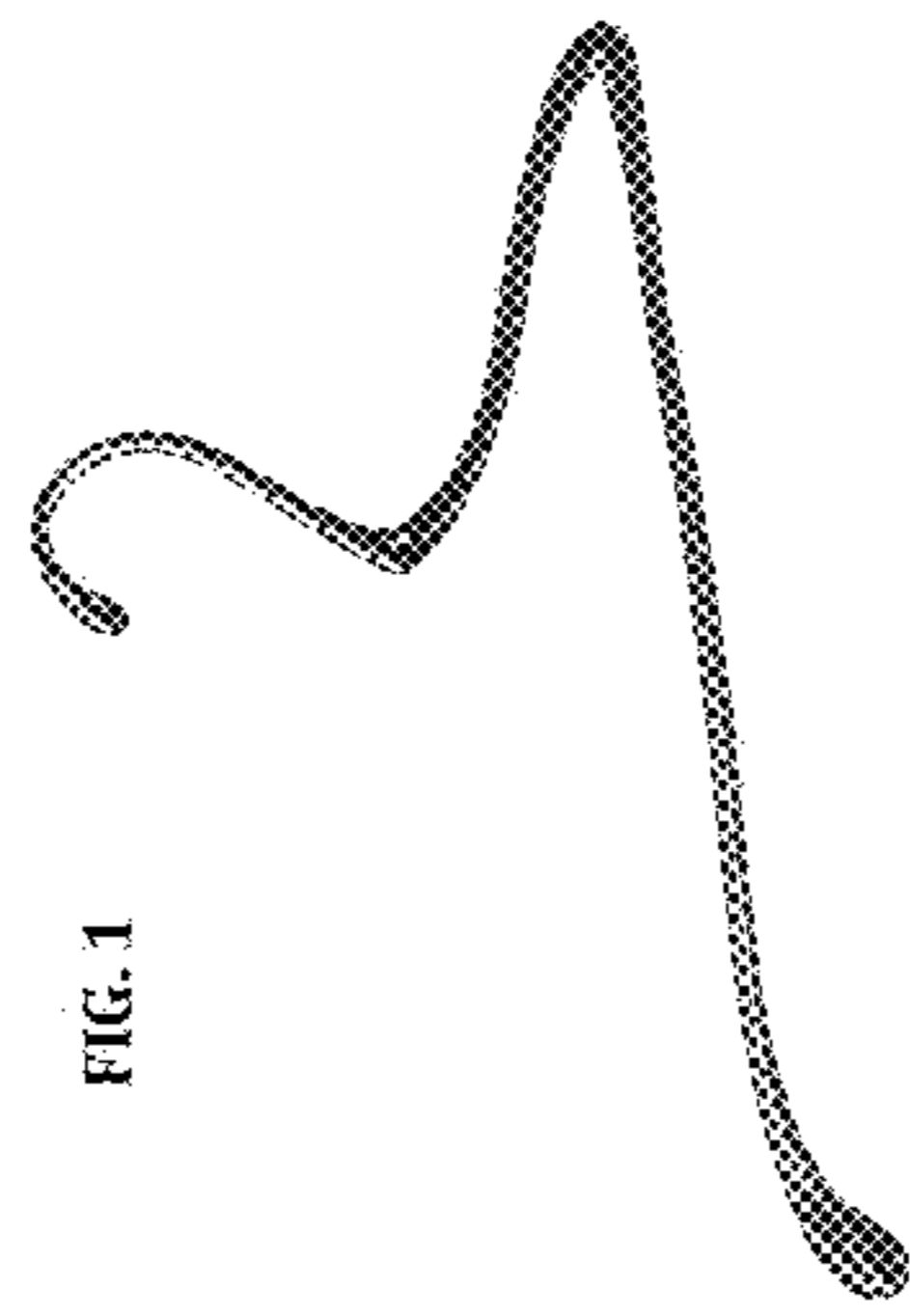


FIG. 1

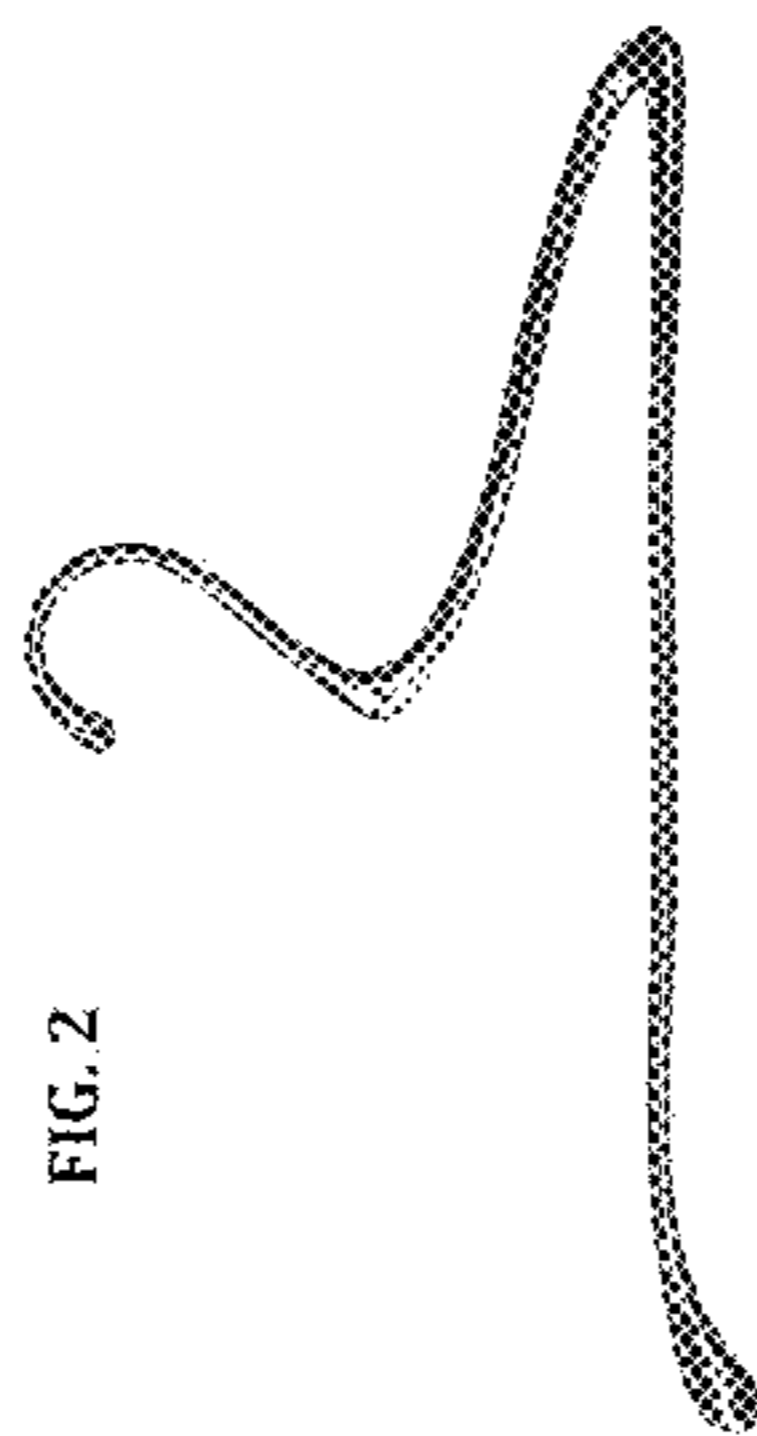


FIG. 2




FIG. 3



FIG. 4



FIG. 5

FIG. 6



FIG. 7

