



US00D921332S

(12) **United States Design Patent** (10) **Patent No.:** **US D921,332 S**
Grivet Foiaia et al. (45) **Date of Patent:** **** Jun. 8, 2021**

- (54) **MOTORCYCLE BLAZER**
- (71) Applicants: **Luca Grivet Foiaia**, Turin (IT); **Luca Rossi**, Turin (IT)
- (72) Inventors: **Luca Grivet Foiaia**, Turin (IT); **Luca Rossi**, Turin (IT)
- (**) Term: **15 Years**
- (21) Appl. No.: **35/508,182**
- (22) Filed: **Sep. 24, 2019**
- (80) **Hague Agreement Data**
 Int. Filing Date: **Sep. 24, 2019**
 Int. Reg. No.: **DM/204731**
 Int. Reg. Date: **Sep. 24, 2019**
 Int. Reg. Pub. Date: **Dec. 20, 2019**
- (51) **LOC (13) Cl.** **02-02**
- (52) **U.S. Cl.**
USPC **D2/834**
- (58) **Field of Classification Search**
USPC D2/828-839
CPC .. A41D 3/00; A41D 27/28; A41D 1/02; Y10S
2/01
See application file for complete search history.

- (56) **References Cited**
U.S. PATENT DOCUMENTS
 D213,351 S * 2/1969 Vitale D2/836
 D311,986 S * 11/1990 Beavers, Sr. D2/833
 D312,525 S * 12/1990 Galeana 2/93
 D364,952 S * 12/1995 Cheng D2/828
 5,526,534 A * 6/1996 Lazar A41D 1/02
 112/424
 D573,328 S * 7/2008 Lancaster D2/828
 D622,937 S * 9/2010 Bay D2/830
 D636,149 S * 4/2011 Dolce D2/828

- D636,151 S * 4/2011 Dolce D2/828
- D638,202 S * 5/2011 Gosse D2/831
- D639,025 S * 6/2011 Holder D2/839
- D683,524 S * 6/2013 Power D2/830
- D753,901 S * 4/2016 Cucinelli D2/836
- D775,789 S * 1/2017 Damon D2/828
- D811,696 S * 3/2018 Draper D2/834
- D827,985 S * 9/2018 Noll D2/828
- D833,116 S * 11/2018 Rapp D2/828
- D836,299 S * 12/2018 Lamprey D2/839
- D837,487 S * 1/2019 Steiner D2/828
- D839,553 S * 2/2019 Davis D2/833
- D849,367 S * 5/2019 Bridges D2/831
- D855,289 S * 8/2019 Avila D2/828
- D894,538 S * 9/2020 Wood D2/828
- 2009/0077710 A1 * 3/2009 Bay A41D 3/00
2/87
- 2014/0075640 A1 * 3/2014 Carson A41D 1/02
2/69
- 2018/0098585 A1 * 4/2018 Turner A41D 27/04

* cited by examiner

Primary Examiner — Jennifer L Watkins
(74) *Attorney, Agent, or Firm* — Leason Ellis LLP


(57) **CLAIM**

The ornamental design for a motorcycle blazer, as shown and described.


DESCRIPTION

Fig. 1.1 is a perspective view of a motorcycle blazer showing our new ornamental design; Fig. 1.2 is a front view thereof; Fig. 1.3 is a rear view thereof; Fig. 1.4 is a first side view thereof; Fig. 1.5 is a second side view thereof; Fig. 1.6 is a top plan view thereof; and Fig. 1.7 is a larger-scale perspective view of a detail thereof. The broken lines depict environment and form no part of the claim.


1 Claim, 7 Drawing Sheets



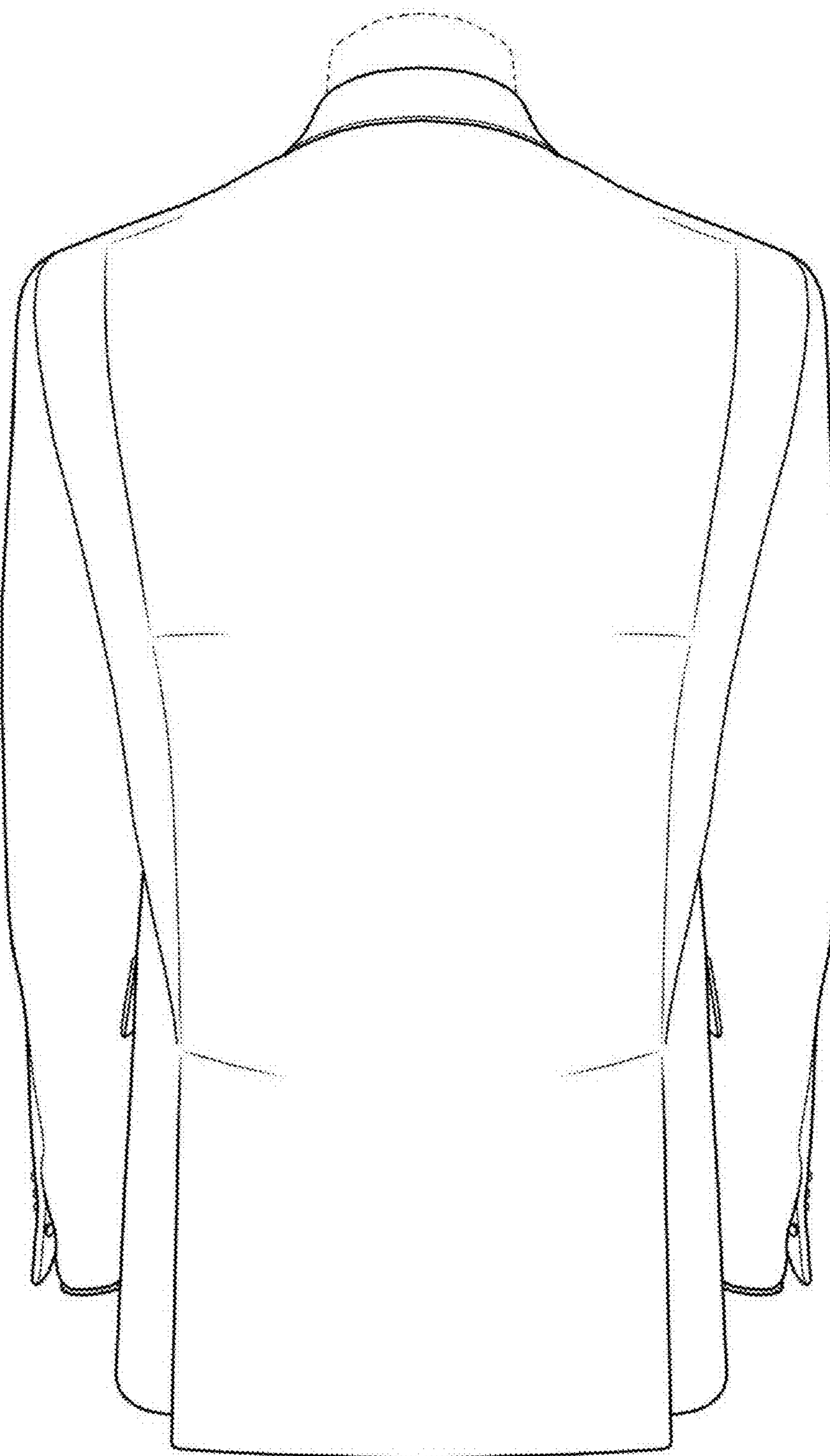
1.1



1.2



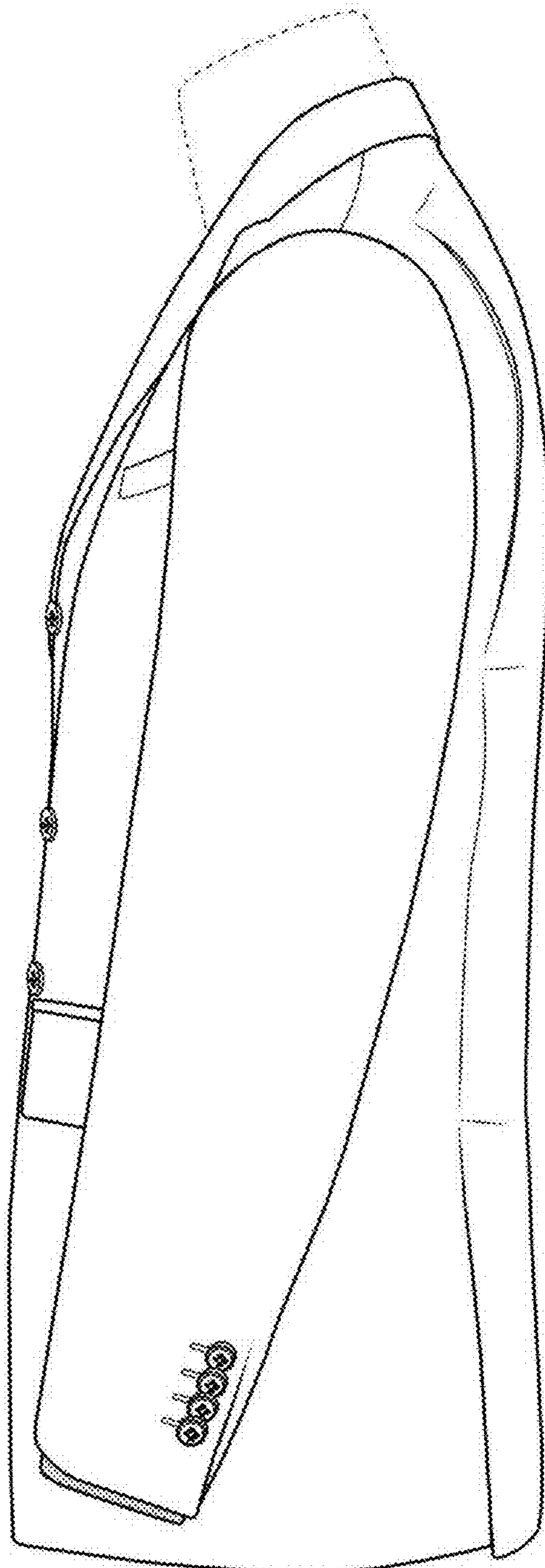
1.3



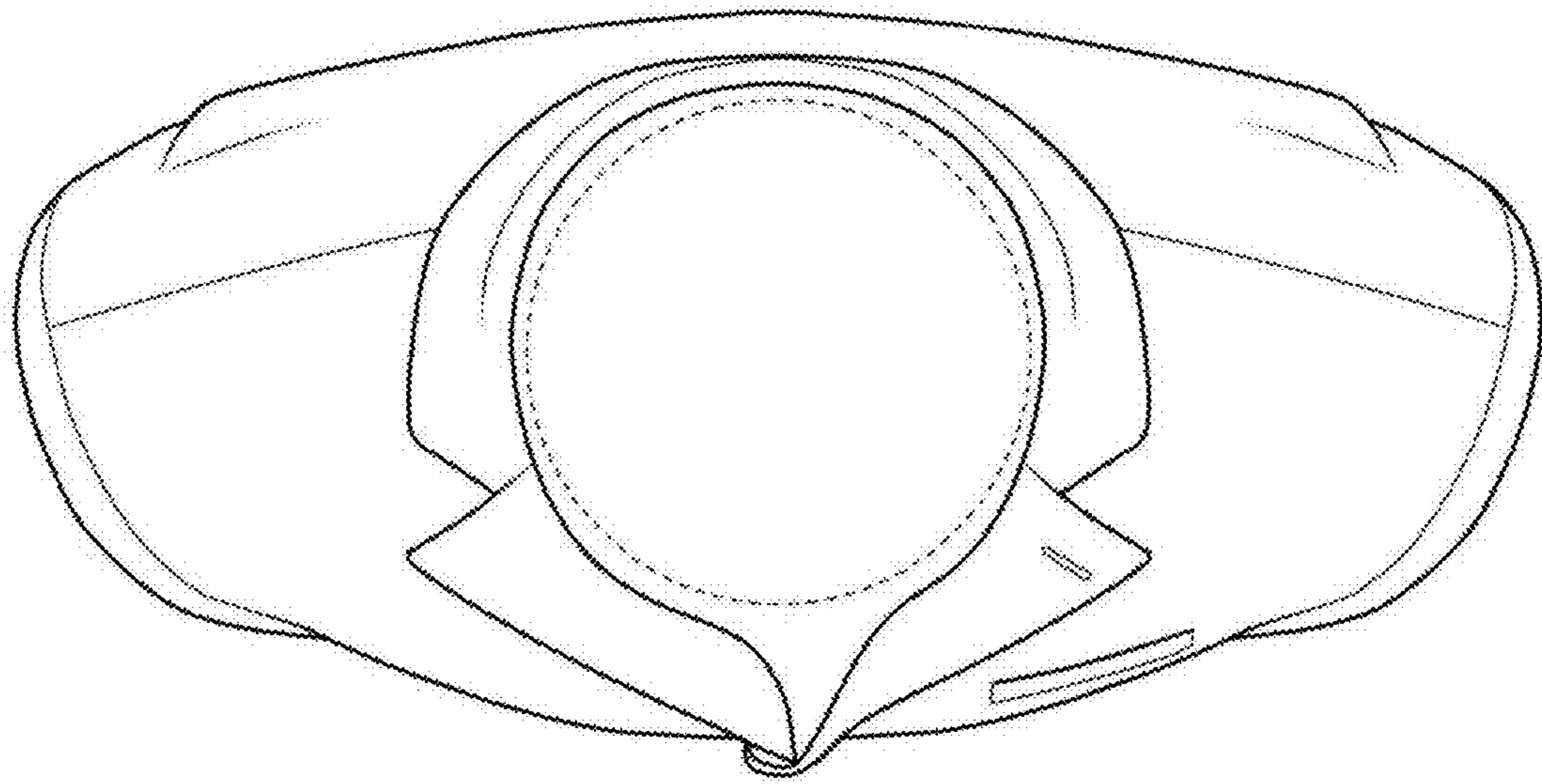
1.4



1.5



1.6



1.7

