



US00D921311S

(12) **United States Design Patent** (10) **Patent No.:** **US D921,311 S**  
**Reimels et al.** (45) **Date of Patent:** **\*\* \*Jun. 1, 2021**

(54) **MOUNTING CARD FOR A CLEANING PAD FOR AN AUTONOMOUS FLOOR CLEANING ROBOT**

(71) Applicant: **iRobot Corporation**, Bedford, MA (US)

(72) Inventors: **John Reimels**, Scituate, MA (US); **Marcus R. Williams**, Newton, MA (US); **Adam Goss**, Lincoln, MA (US); **Lucile Driscoll**, Boston, MA (US); **Isaac Fowler**, Cambridge, MA (US)

(73) Assignee: **iRobot Corporation**, Bedford, MA (US)

(\*) Notice: This patent is subject to a terminal disclaimer.

(\*\*) Term: **15 Years**

(21) Appl. No.: **29/663,245**

(22) Filed: **Sep. 13, 2018**

(51) **LOC (13) Cl.** ..... **15-05**

(52) **U.S. Cl.**  
USPC ..... **D32/31; D32/40**

(58) **Field of Classification Search**  
USPC ..... D32/15, 17, 18, 19, 21, 25, 31, 32, 33, D32/40; D20/22, 27, 40, 11, 42, 43; D14/478, 479; D19/1, 2, 10; D9/415, D9/457, 722

CPC .... A47L 9/1427; A47L 9/1436; A47L 9/1691; A47L 9/14; A47L 5/00; A47L 5/22; A47L 9/08; A47L 9/10; A47L 9/12; A47L 9/122; A47L 9/16; A47L 9/1445; A47L 11/4011; A47L 11/4036; A47L 11/4066; A47L 11/4088; A47L 11/28; A47L 2201/04; A47L 2201/06; B01D 46/02  
See application file for complete search history.

(56) **References Cited**

**U.S. PATENT DOCUMENTS**

2,995,206 A \* 8/1961 Smithson ..... A47L 9/1427 55/376

D273,192 S \* 3/1984 Yoshida ..... D14/479

(Continued)

**FOREIGN PATENT DOCUMENTS**

CN 305347959 9/2019  
JP 1643694 S 9/2019

**OTHER PUBLICATIONS**

Learn How to Fasten Laser Cut Metal Sheets Together Without Using Tools (on-line), posted Apr. 26, 2017. Retrieved from Internet Aug. 24, 2020, URL: <https://www.sculpteo.com/blog/2017/04/26/learn-how-to-fasten-laser-cut-metal-sheets-together-without-using-tools/> (3 pages) (Year: 2017).\*

(Continued)

*Primary Examiner* — Kimberly Barnes

(74) *Attorney, Agent, or Firm* — Schwegman Lundberg & Woessner, P.A.

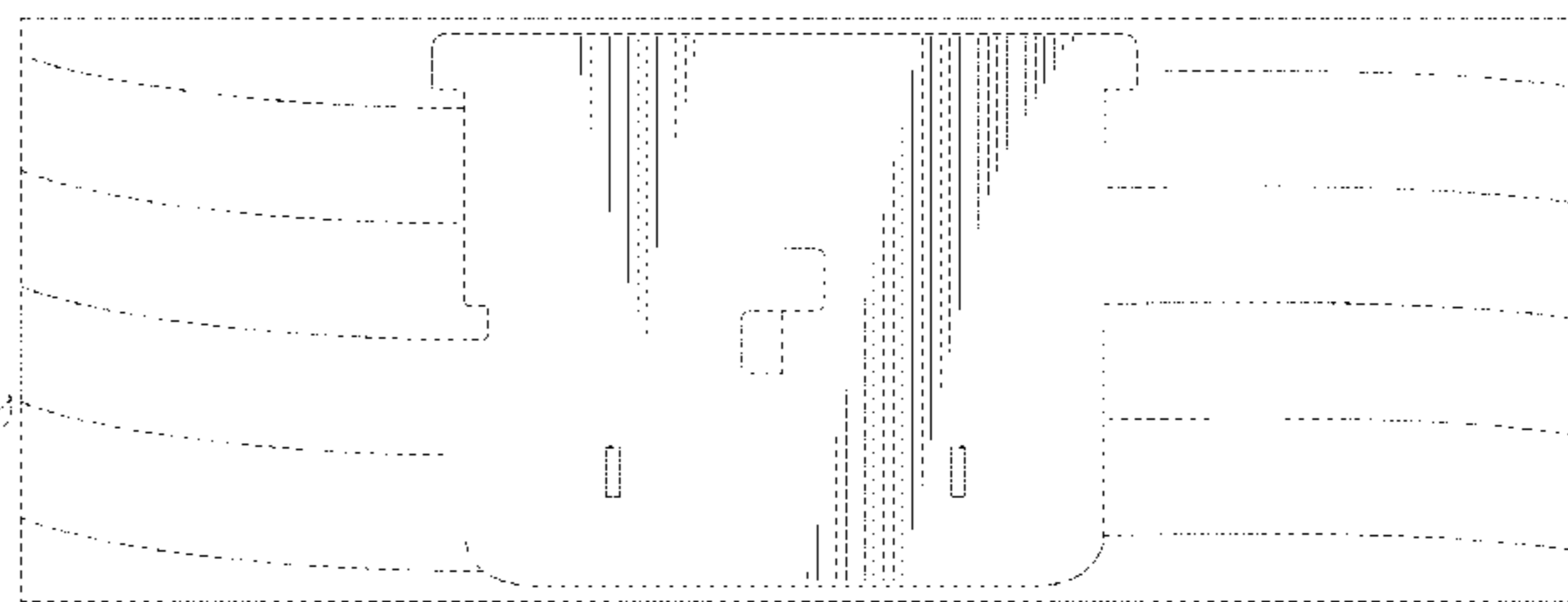
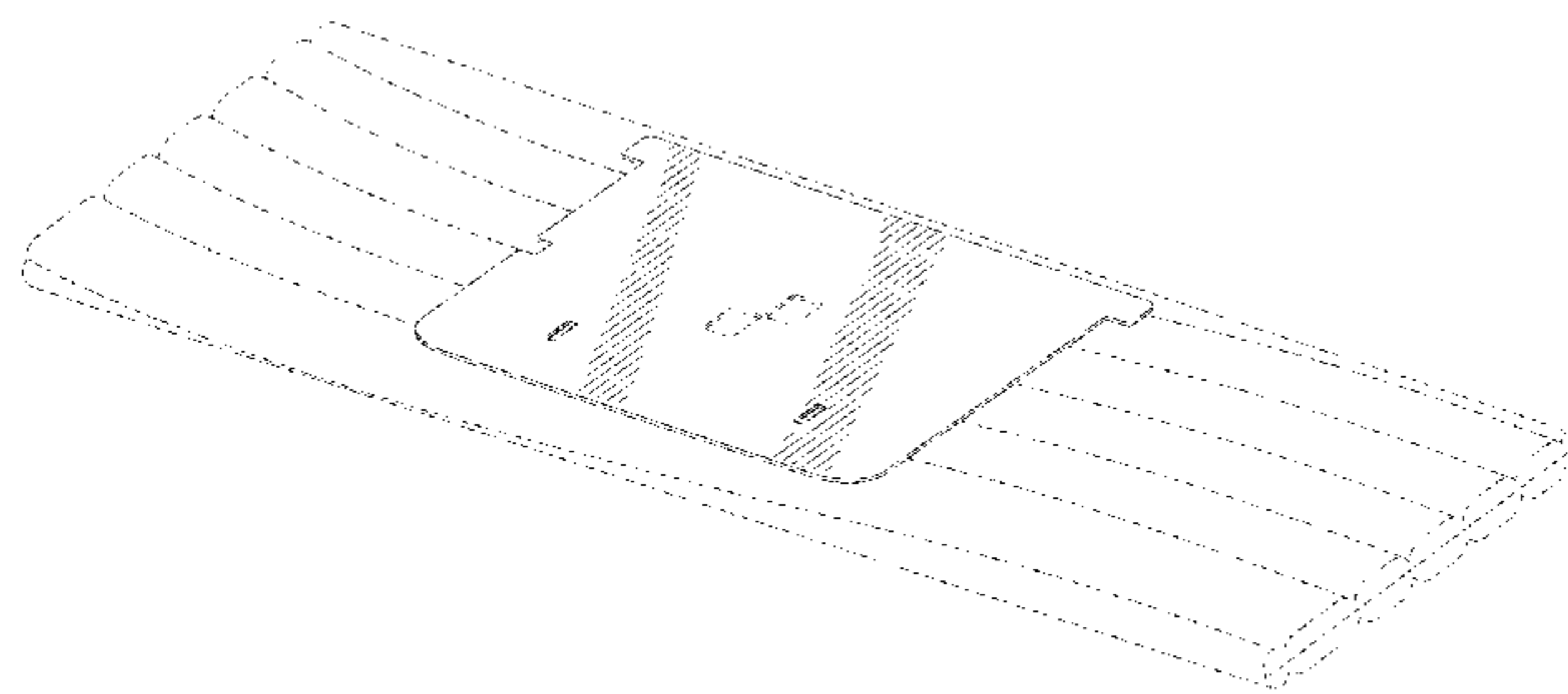
(57) **CLAIM**

The ornamental design for a mounting card for a cleaning pad for an autonomous floor cleaning robot, as shown and described.

**DESCRIPTION**

FIG. 1 is a top perspective view of a mounting card for a cleaning pad for an autonomous floor cleaning robot according to our design;  
FIG. 2 is a top view thereof;  
FIG. 3 is a bottom view thereof;  
FIG. 4 is side view thereof;  
FIG. 5 is an opposing side view thereof;  
FIG. 6 is an end view thereof; and,  
FIG. 7 is an opposing end view thereof.  
The broken lines shown herein depict portions of the mounting card for a cleaning pad for an autonomous floor cleaning robot that form no part of the claimed design.

**1 Claim, 5 Drawing Sheets**



(56)

**References Cited**

## U.S. PATENT DOCUMENTS

4,452,618 A \* 6/1984 Kuplas ..... A47L 9/1427  
 15/323  
 D290,025 S \* 5/1987 Cole ..... D20/22  
 5,369,899 A \* 12/1994 Reeves ..... A44C 3/001  
 24/303  
 D365,294 S \* 12/1995 Haas ..... D11/95  
 5,986,838 A \* 11/1999 Thomas, III ..... G11B 19/12  
 360/133  
 D445,129 S \* 7/2001 Haas ..... D19/1  
 6,379,408 B1 \* 4/2002 Embree ..... A47L 9/1445  
 15/347  
 D478,122 S \* 8/2003 Haas ..... D19/1  
 7,024,724 B2 \* 4/2006 Ponjican ..... A47L 9/1427  
 15/347  
 D764,578 S \* 8/2016 Land ..... D19/1  
 D782,139 S \* 3/2017 Dooley ..... D32/40  
 D787,601 S \* 5/2017 Kott ..... D20/43  
 D833,096 S \* 11/2018 Breheny ..... D32/40  
 D855,693 S \* 8/2019 Franco ..... D19/1  
 10,595,698 B2 \* 3/2020 Williams ..... A47L 13/16  
 10,791,902 B2 \* 10/2020 Reimels ..... A47L 11/4036  
 2013/0111695 A1 \* 5/2013 Morgan ..... A47L 9/2857  
 15/323  
 2020/0170473 A1 \* 6/2020 Reimels ..... A47L 9/2805

## OTHER PUBLICATIONS

iRobot Braava jet m6 mopping robot review (on-line), dated Nov. 5, 2019. Retrieved from Internet Aug. 20, 2020, URL: <https://techgadgetsCanada.com/irobot-braava-jet-m6-mopping-robot-review/> (5 pages) (Year: 2019).\*

"Malaysian Application Serial No. 19-00293-0101, Response filed Feb. 21, 2020 to Office Action dated Dec. 13, 2019", 6 pgs.

\* cited by examiner

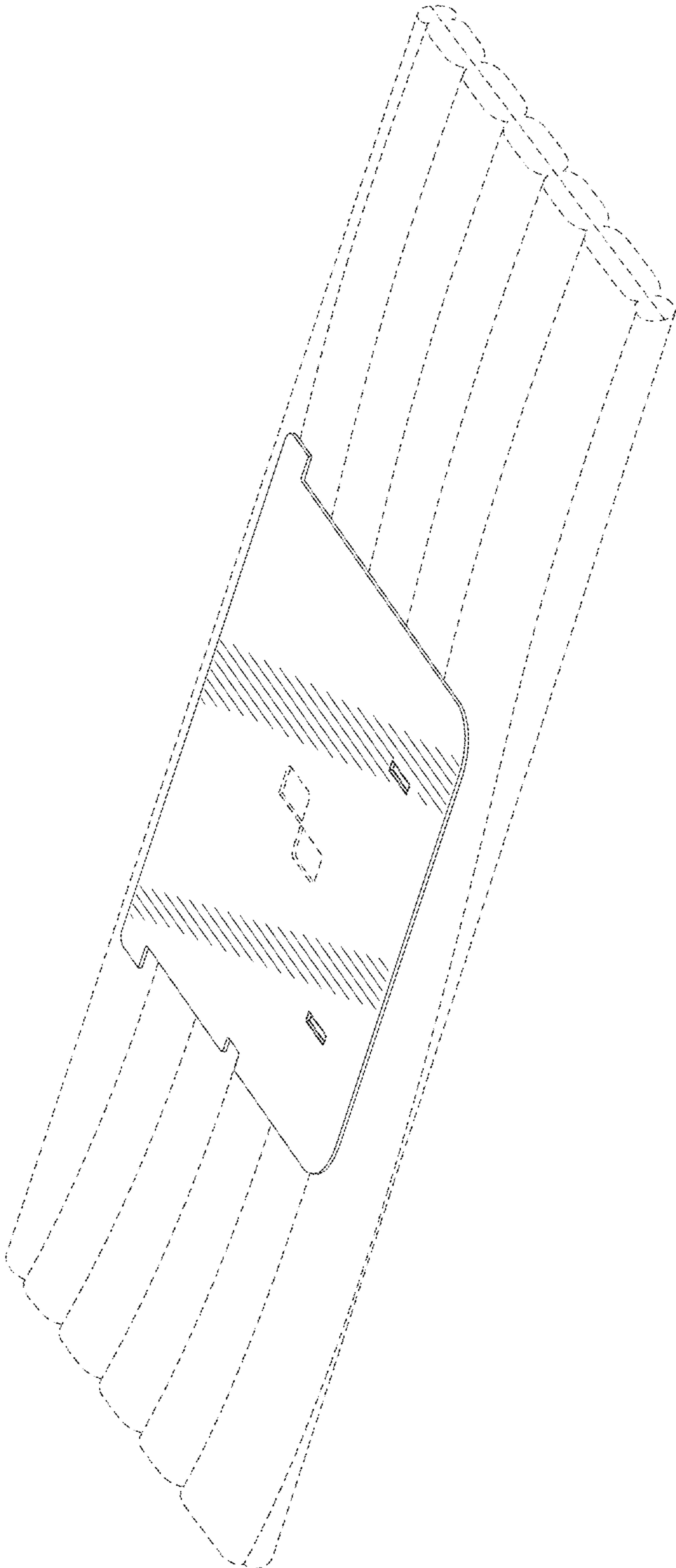


FIG. 1

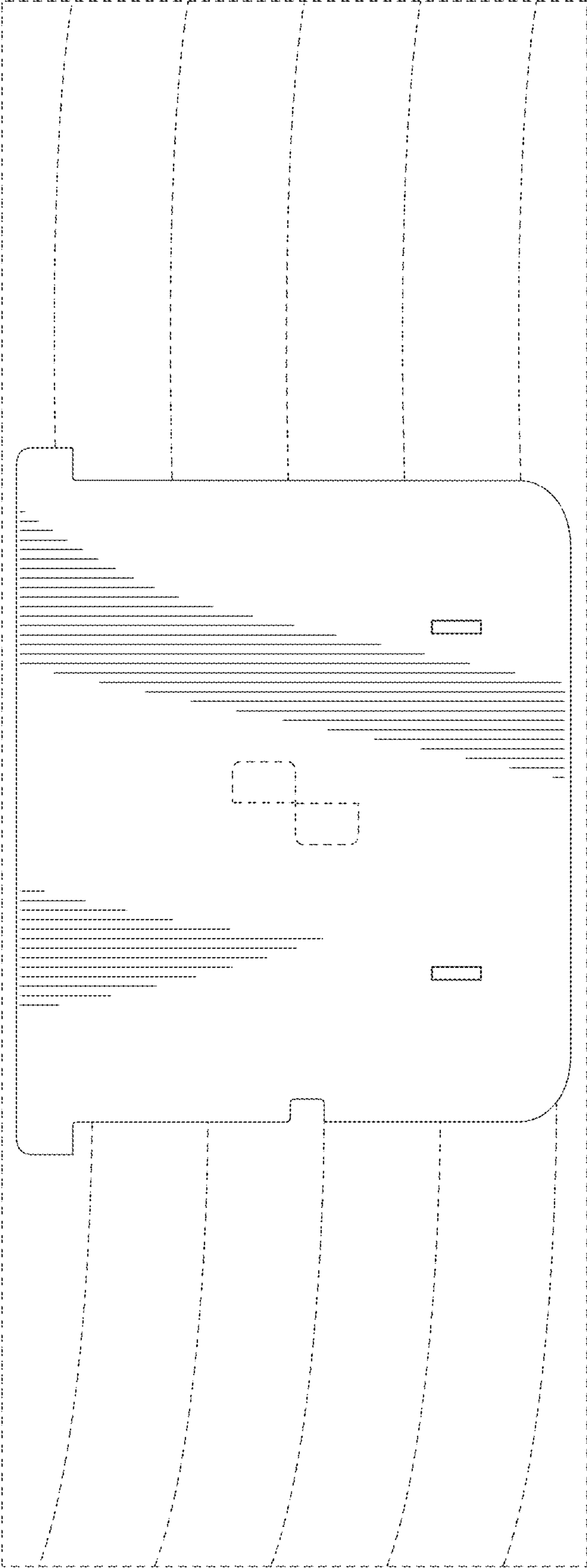


FIG. 2




FIG. 3




FIG. 4

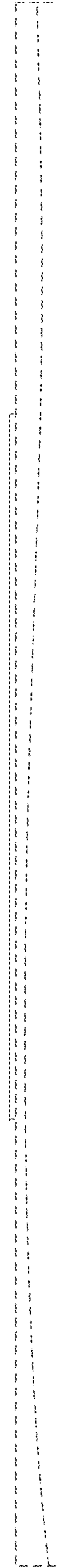
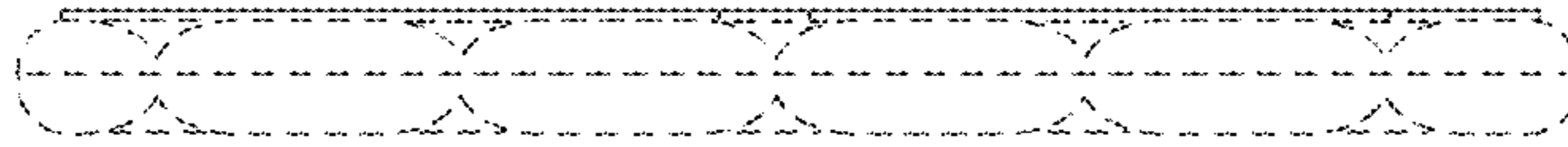



FIG. 5



**FIG. 6**



**FIG. 7**