



US00D921305S

(12) **United States Design Patent**
Zhu

(10) **Patent No.:** **US D921,305 S**
(45) **Date of Patent:** **** Jun. 1, 2021**

(54) **TRAVEL STEAM BRUSH**
(71) Applicant: **Ningbo Elmar Electric Manufacture Co., Ltd., Zhejiang (CN)**
(72) Inventor: **Jinping Zhu, Zhejiang (CN)**
(**) Term: **15 Years**
(21) Appl. No.: **29/707,575**
(22) Filed: **Sep. 30, 2019**
(51) **LOC (13) Cl.** **15-05**
(52) **U.S. Cl.**
USPC **D32/17**
(58) **Field of Classification Search**
USPC D4/114; D32/17, 18, 35
CPC D06F 75/14; D06F 73/00; D06F 75/10;
D06F 75/30; D06F 87/00; D06F 75/20;
D06F 75/12; A01N 47/34; A61L 2/07;
B08B 9/00; A47L 11/34; F22B 27/16;
D06M 11/34
See application file for complete search history.

(56) **References Cited**
U.S. PATENT DOCUMENTS
D106,361 S * 10/1937 Schrader D32/17
D222,502 S * 10/1971 Madl D32/17
3,620,055 A * 11/1971 Blachly D06F 75/30
68/222
3,646,317 A * 2/1972 Osrow D06F 75/30
392/337
D229,016 S * 11/1973 Plasko D32/17
D229,664 S * 12/1973 Stutzer D32/17
D255,864 S * 7/1980 Bennett D32/17
D262,257 S * 12/1981 Sohn D32/17
4,399,349 A * 8/1983 Deming A45D 19/16
128/203.17
4,496,826 A * 1/1985 Osrow D06F 75/14
219/245
4,536,977 A * 8/1985 Doyel D06F 75/14
219/254

4,571,483 A * 2/1986 Fathi D06F 87/00
38/69
4,583,260 A * 4/1986 Zai A01N 47/34
15/320
D319,121 S * 8/1991 Muller D32/17
5,651,201 A * 7/1997 Farley D06F 75/30
219/255
D426,924 S * 6/2000 Joiner D32/35
D436,424 S * 1/2001 Buzzi D32/17
6,275,653 B1 * 8/2001 Montipol B08B 9/00
392/405
6,986,217 B2 * 1/2006 Leung D06F 73/00
38/77.83

(Continued)

OTHER PUBLICATIONS

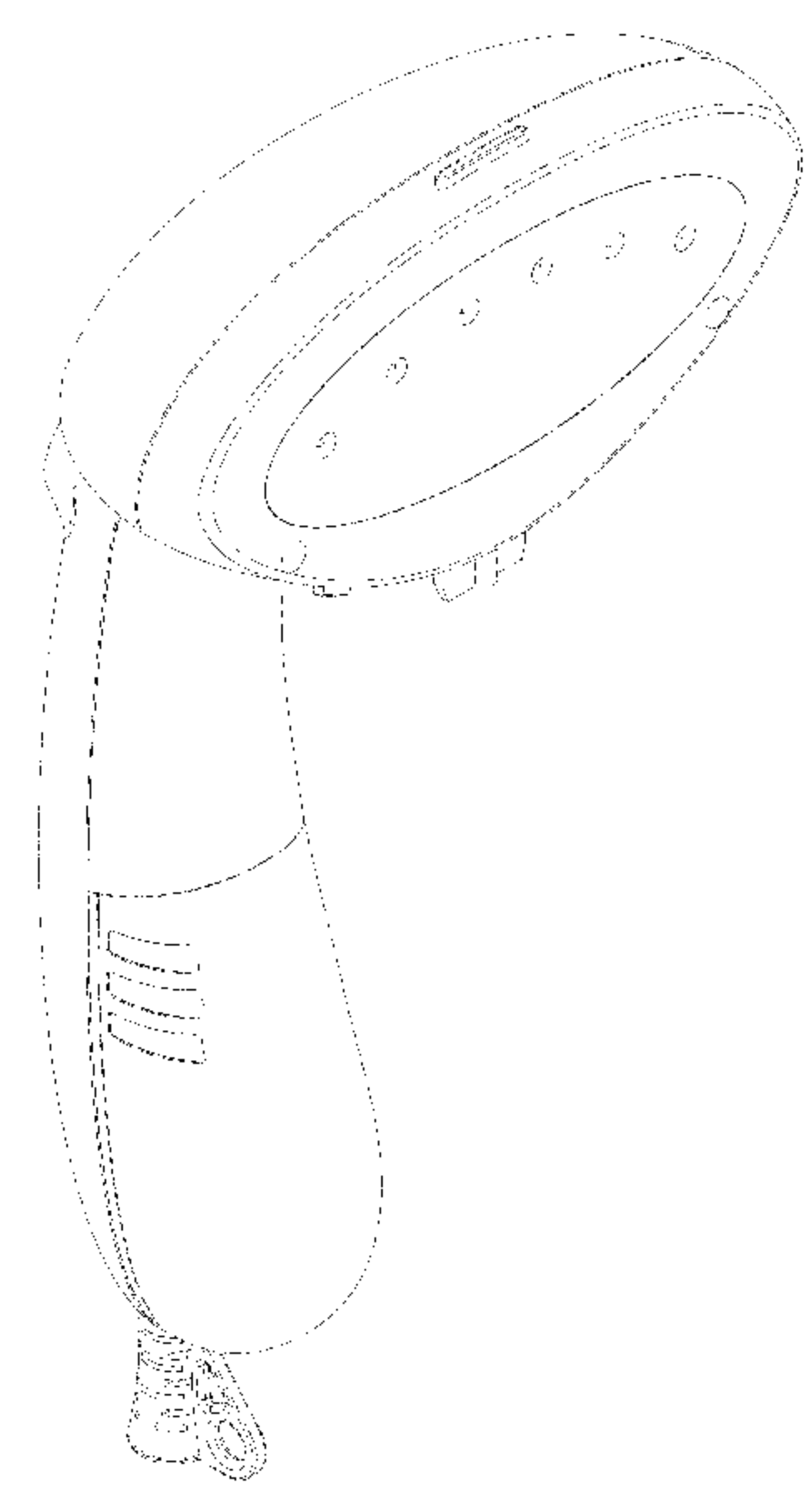
Travel Steam Brush <https://www.amazon.com/Ymiko-Portable-Powerful-Handheld-Carrying/dp/B075VMJ6LT> (Year: 2017).*
Primary Examiner — Michelle E. Wilson
Assistant Examiner — Richard E Yenchesky
(74) *Attorney, Agent, or Firm* — Prakash Nama; Global IP Services, PLLC

(57) **CLAIM**
The ornamental design for a travel steam brush, as shown and described.

DESCRIPTION

FIG. 1 is a front elevational view of a travel steam brush showing my new design;
FIG. 2 is a rear elevational view thereof;
FIG. 3 is a left side view thereof;
FIG. 4 is a right side view thereof;
FIG. 5 is a top plan view thereof;
FIG. 6 is a bottom plan view thereof; and,
FIG. 7 is a perspective view thereof.
The broken lines shown in travel steam brush form no part of the claimed design.

1 Claim, 7 Drawing Sheets



(56)

References Cited

U.S. PATENT DOCUMENTS

D516,759 S * 3/2006 Lam D32/17
 D525,399 S * 7/2006 Alday Lesaga D32/17
 D540,498 S * 4/2007 Tobias D32/17
 D542,488 S * 5/2007 Lee D32/17
 D576,363 S * 9/2008 Reiner D32/17
 7,490,422 B1 * 2/2009 Chen D06F 75/10
 38/75
 D589,663 S * 3/2009 Massip D32/17
 D592,365 S * 5/2009 Massip D32/17
 D601,806 S * 10/2009 Choi D4/114
 7,661,212 B2 * 2/2010 Hahn D06F 75/20
 38/81
 D622,457 S * 8/2010 Choi D32/17
 D646,029 S * 9/2011 Choi D32/17
 D646,445 S * 10/2011 Choi D32/17
 D648,494 S * 11/2011 Vrdoljak D32/17
 D648,495 S * 11/2011 Ediger D32/17
 D648,908 S * 11/2011 Ediger D32/17
 D651,774 S * 1/2012 Tobias D32/17
 D670,876 S * 11/2012 Vrdoljak D32/17
 8,893,410 B2 * 11/2014 Vrdoljak D06F 75/30
 38/77.8
 D725,326 S * 3/2015 Spencer D32/17
 D731,723 S * 6/2015 Dammkoehler D32/17
 D776,887 S * 1/2017 Deffrennes D32/17

9,845,568 B2 * 12/2017 Fung D06F 75/10
 D808,600 S * 1/2018 Malatray D32/17
 D826,492 S * 8/2018 Huang D32/17
 D842,559 S * 3/2019 Yang D32/17
 D857,313 S * 8/2019 Smith D32/17
 10,570,560 B2 * 2/2020 Chua D06F 87/00
 D894,506 S * 8/2020 Protet D32/17
 D906,606 S * 12/2020 Zeng D32/17
 2004/0010950 A1 * 1/2004 Leung D06F 73/00
 38/3
 2006/0018638 A1 * 1/2006 Leung B08B 3/00
 392/403
 2010/0024492 A1 * 2/2010 Leung D06F 73/00
 68/222
 2010/0269287 A1 * 10/2010 Vrdoljak A61L 2/07
 15/322
 2015/0354128 A1 * 12/2015 Choo A47L 11/34
 68/222
 2016/0053430 A1 * 2/2016 Chua D06F 75/30
 68/5 A
 2016/0160434 A1 * 6/2016 Chua D06F 87/00
 68/5 A
 2016/0194816 A1 * 7/2016 Chua D06F 75/20
 68/222
 2018/0142883 A1 * 5/2018 Wadhwa F22B 27/16
 2018/0371684 A1 * 12/2018 Ong D06F 75/12
 2020/0362505 A1 * 11/2020 Razouki D06M 11/34

* cited by examiner

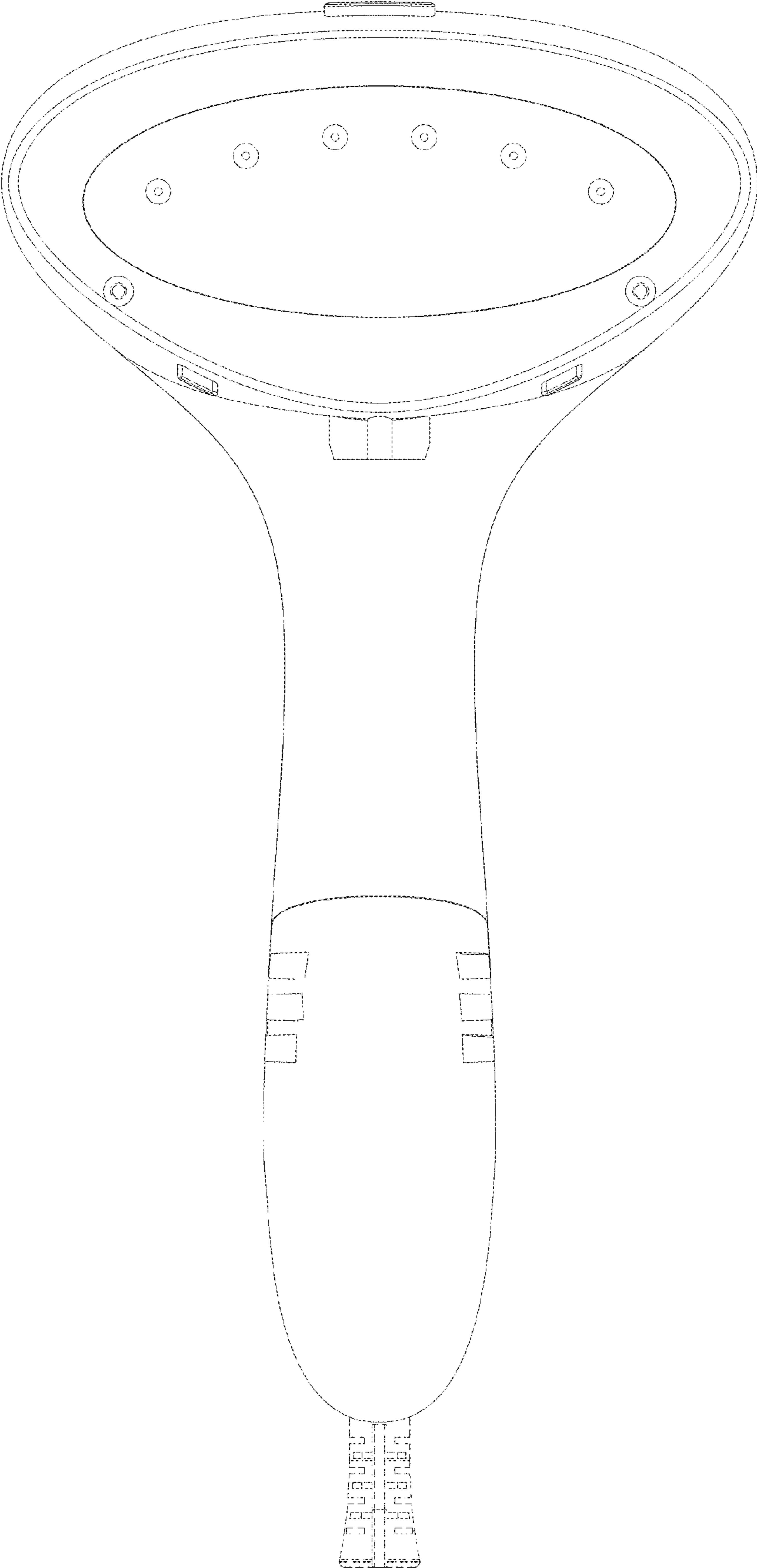


Fig. 1




Fig. 2

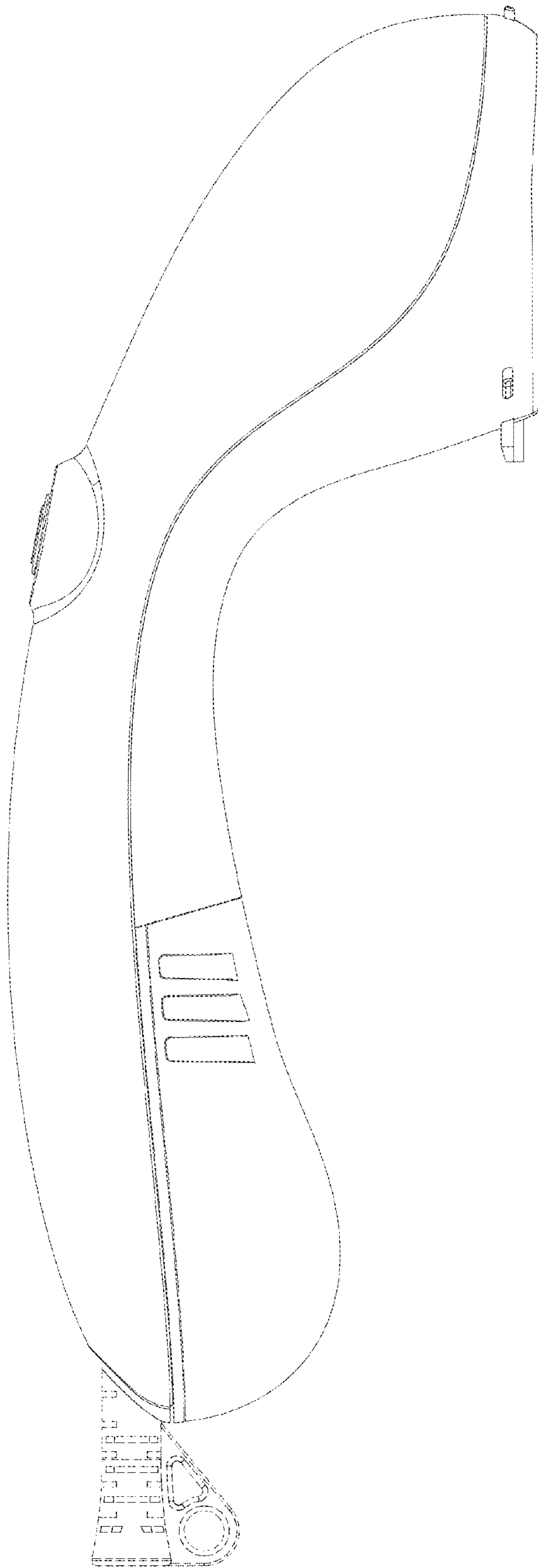


Fig. 3

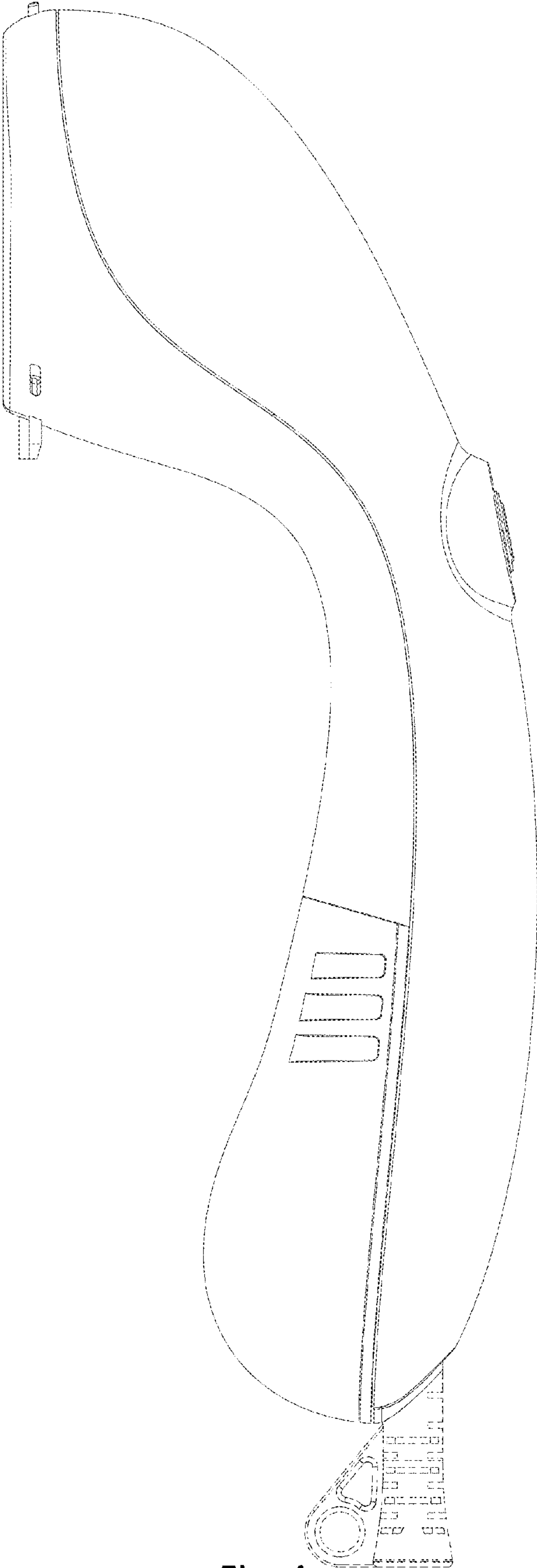


Fig. 4

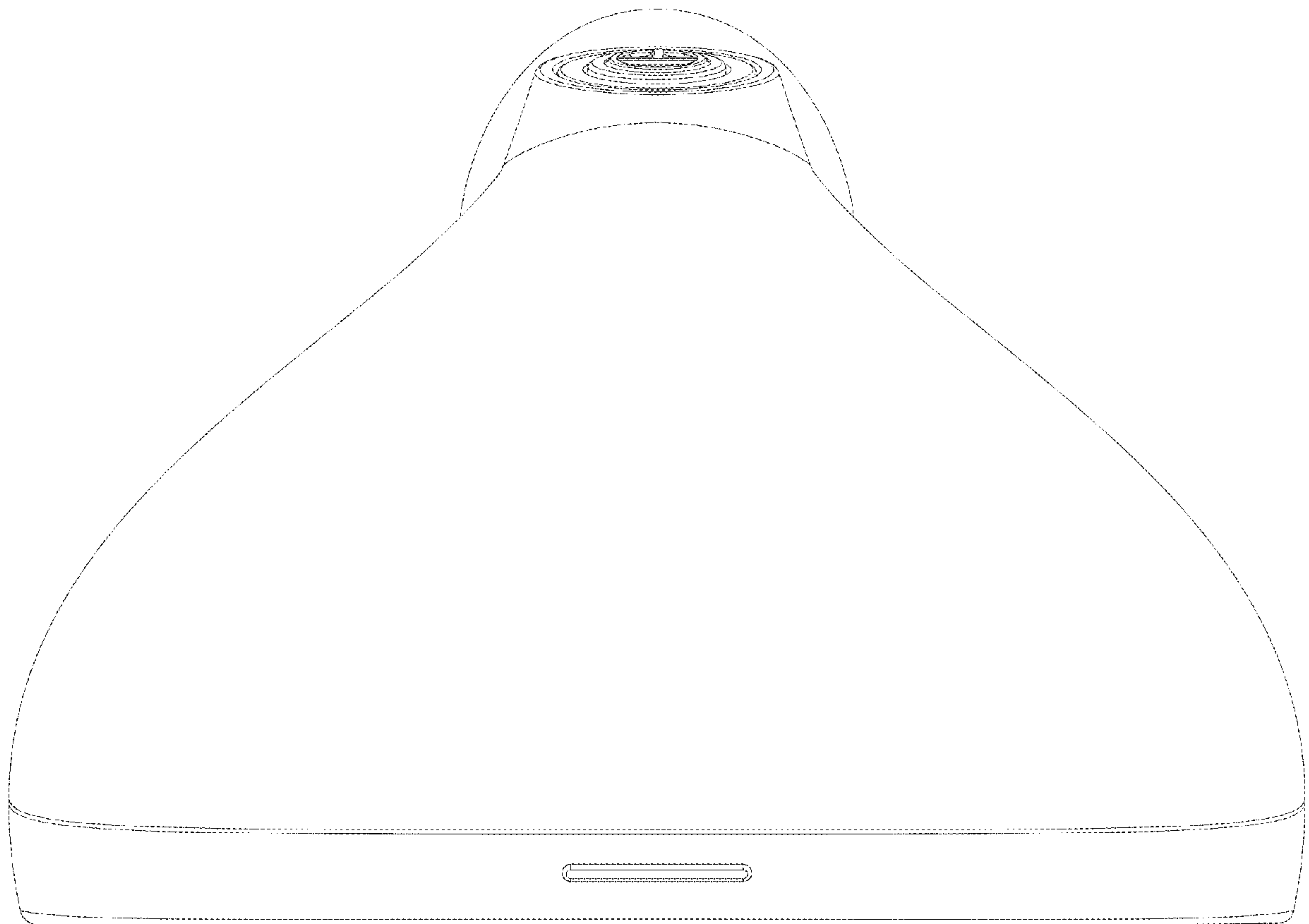


Fig. 5

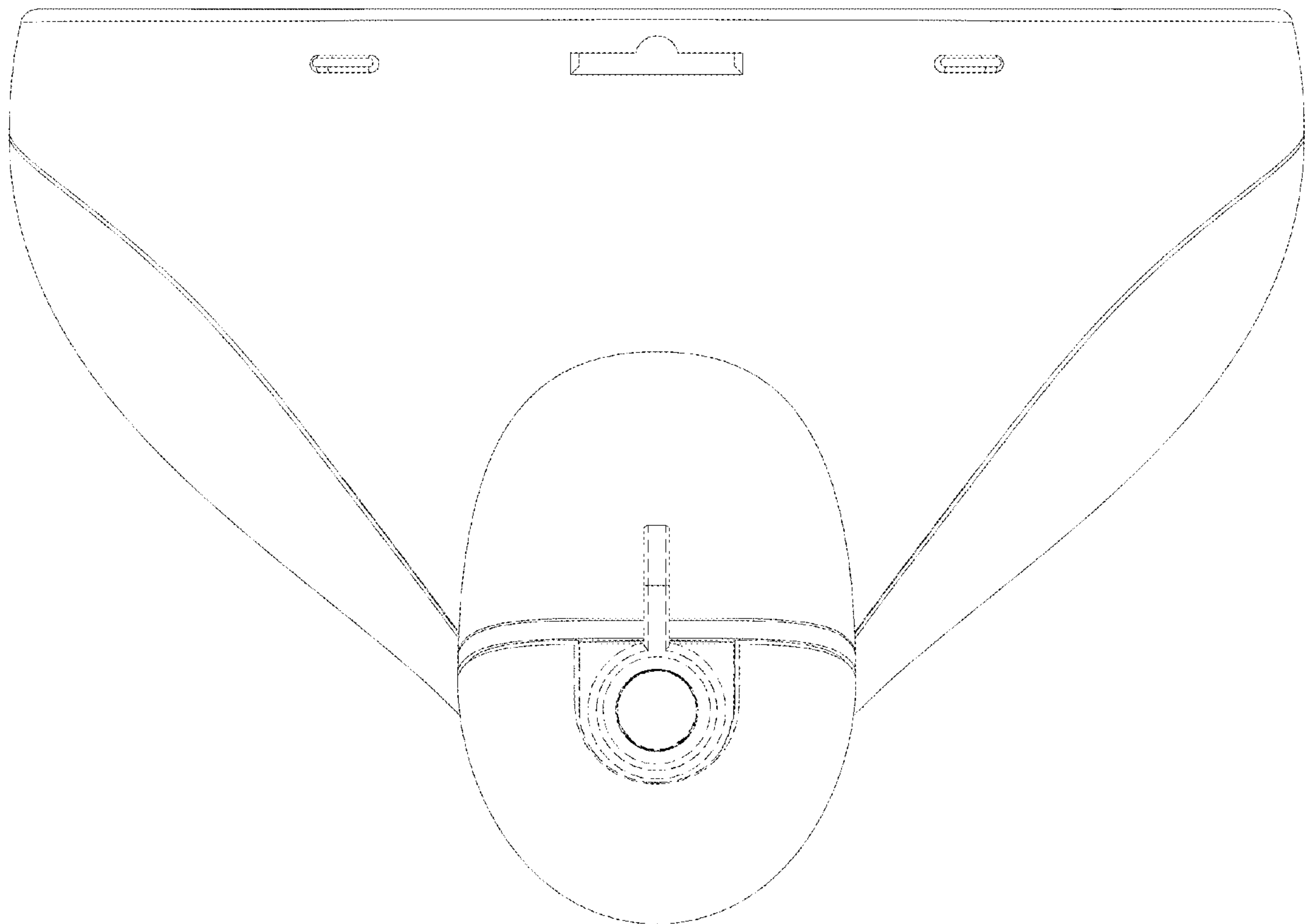


Fig. 6




Fig. 7